Cam and Groove Couplings

A

Female NPT X Male Adapter

Size	Aluminum Part #	Aluminum Price	Brass Part #	Brass Price	Stainless Steel Part #	Stainless Steel Price	Poly Part #	Poly Price	Ny-Glass Part #	Ny-Glass Price
½	A 050IAL		A 050IBR		050A SS		-		-	
½ X ¾	A05075IAL		A 05075IBR		05075A SS		A 050075PP		-	
¾	A 075IAL		A 075IBR		075A SS		A 075PP		A 075NG	
1	A 100IAL		A 100IBR		100A SS		A 100PP		A 100NG	
1 ¼	A 125IAL		A 125IBR		125A SS		**A 125PP		**A 125NG	
1 ½	A 150IAL		A 150IBR		150A SS		**A 150PP		**A 150NG	
2	A 200IAL		A 200IBR		200A SS		A 200PP		A 200NG	
2 ½	A 250IAL		A 250IBR		250A SS		--		--	
3	A 300IAL		A 300IBR		300A SS		A 300PP		A 300NG	
4	A 400IAL		A 400IBR		400A SS		A 400PP		A 400NG	
5	A 500ASTM AL		A 500ASTM BR		500A SS		--		--	
6	A 600IAL		A 600IBR		600A SS		--		--	
8	A 800IALNAE		--		--		--		--	

B

Female Coupler X Male NPT

Size	Aluminum Part #	Aluminum Price	Brass Part #	Brass Price	Stainless Steel Part #	Stainless Steel Price	Poly Part #	Poly Price	Ny-Glass Part #	Ny-Glass Price
½	B 050IAL		B 050IBR		050B SS		-		-	
½ X ¾	B 05075IAL		B 05075IBR		05075B SS		B 050075PP		-	
¾	B 075IAL		B 075IBR		075B SS		B 075PP		B 075NG	
1	B 100IAL		B 100IBR		100B SS		B 100PP		B 100NG	
1 ¼	B 125IAL		B 125IBR		125B SS		**B 125PP		**B 125NG	
1 ½	B 150IAL		B 150IBR		150B SS		**B 150PP		**B 150NG	
2	B 200IAL		B 200IBR		200B SS		B 200PP		B 200NG	
2 ½	B 250IAL		B 250IBR		250B SS		--		--	
3	B 300IAL		B 300IBR		300B SS		B 300PP		B 300NG	
4	B 400IAL		B 400IBR		400B SS		B 400PP		B 400NG	
5	A 500ASTM AL		A 500ASTM BR		500B SS		--		--	
6	B 600IAL		B 600IBR		600B SS		--		--	

C

Female Coupler X Hose Shank

Size	Aluminum Part #	Aluminum Price	Brass Part #	Brass Price	Stainless Steel Part #	Stainless Steel Price	Poly Part #	Poly Price	Ny-Glass Part #	Ny-Glass Price
½	C 050IAL		C 050IBR		050C SS		-		-	
½ X ¾	C 05075IAL		C 05075IBR		05075C SS		C 050075PP		-	
¾	C 075IAL		C 075IBR		075C SS		C 075PP		C 075NG	
1	C 100IAL		C 100IBR		100C SS		C 100PP		C 100NG	
1 ¼	C 125IAL		C 125IBR		125C SS		**C 125PP		**C 125NG	
1 ½	C 150IAL		C 150IBR		150C SS		**C 150PP		**C 150NG	
2	C 200IAL		C 200IBR		200C SS		C 200PP		C 200NG	
2 ½	C 250IAL		C 250IBR		250C SS		--		--	
3	C 300IAL		C 300IBR		300C SS		C 300PP		C 300NG	
4	C 400IAL		C 400IBR		400C SS		C 400PP		C 400NG	
5	A 500ASTM AL		A 500ASTM BR		500C SS		--		--	
6	C 600IAL		C 600IBR		600C SS		--		--	
8	C 800IALNAE		--		--		--		--	

Note: All Cam & Groove Stainless Bodies are 316 Investment with 304 Handles.

** Available as: 1-1/4 adapter or coupler X 1-1/4 NPT
Please specify: 1-1/2 adapter or coupler X 1-1/4 NPT
1-1/2 adapter or coupler X 1-1/2 NPT

All 4" Poly and Ny-Glass couplers have <u>4 handles</u>.

Cam and Groove Couplings

D

Female Coupler X Female NPT

Size	Aluminum Part #	Aluminum Price	Brass Part #	Brass Price	Stainless Steel Part #	Stainless Steel Price	Poly Part #	Poly Price	Ny-Glass Part #	Ny-Glass Price
½	D 050IAL		D 050IBR		050D SS					
½ X ¾	D 05075IAL		D 05075IBR		05075D SS		D 050075PP		-	
¾	D 075IAL		D 075IBR		075D SS		D 075PP		D 075NG	
1	D 100IAL		D 100IBR		100D SS		D 100PP		D 100NG	
1 ¼	D 125IAL		D 125IBR		125D SS		**D 125PP		**D 125NG	
1 ½	D 150IAL		D 150IBR		150D SS		**D 150PP		**D 150NG	
2	D 200IAL		D 200IBR		200D SS		D 200PP		D 200NG	
2 ½	D 250IAL		D 250IBR		250D SS		--		--	
3	D 300IAL		D 300IBR		300D SS		D 300PP		D 300NG	
4	D 400IAL		D 400IBR		400D SS		D 400PP		D 400NG	
5	A 500ASTM AL		A 500ASTM BR		500D SS		--		--	
6	D 600IAL		D 600IBR		600D SS		--		--	
8	D 800IALNAE		--		--		--		--	

E

Male Adapter X Hose Shank

Size	Aluminum Part #	Aluminum Price	Brass Part #	Brass Price	Stainless Steel Part #	Stainless Steel Price	Poly Part #	Poly Price	Ny-Glass Part #	Ny-Glass Price
½	E 050IAL		E 050IBR		050E SS		-		-	
½ X ¾	E 05075IAL		E 05075IBR		05075E SS		E 050075PP		-	
¾	E 075IAL		E 075IBR		075E SS		E 075PP		E 075NG	
1	E 100IAL		E 100IBR		100E SS		E 100PP		E 100NG	
1 ¼	E 125IAL		E 125IBR		125E SS		**E 125PP		**E 125NG	
1 ½	E 150IAL		E 150IBR		150E SS		**E 150PP		**E 150NG	
2	E 200IAL		E 200IBR		200E SS		E 200PP		E 200NG	
2 ½	E 250IAL		E 250IBR		250E SS		--		--	
3	E 300IAL		E 300IBR		300E SS		E 300PP		E 300NG	
4	E 400IAL		E 400IBR		400E SS		E 400PP		E 400NG	
5	A 500ASTM AL		A 500ASTM BR		500E SS		--		--	
6	E 600IAL		E 600IBR		600E SS		--		--	
8	E 800IALNAE		--		--		--		--	

F

Male Adapter X Male NPT

Size	Aluminum Part #	Aluminum Price	Brass Part #	Brass Price	Stainless Steel Part #	Stainless Steel Price	Poly Part #	Poly Price	Ny-Glass Part #	Ny-Glass Price
½	F 050IAL		F 050IBR		050F SS		-		-	
½ X ¾	F 05075IAL		F 05075IBR		05075F SS		F 050075PP		-	
¾	F 075IAL		F 075IBR		075F SS		F 075PP		F 075NG	
1	F 100IAL		F 100IBR		100F SS		F 100PP		F 100NG	
1 ¼	F 125IAL		F 125IBR		125F SS		**F 125PP		**F 125NG	
1 ½	F 150IAL		F 150IBR		150F SS		**F 150PP		**F 150NG	
2	F 200IAL		F 200IBR		200F SS		F 200PP		F 200NG	
2 ½	F 250IAL		F 250IBR		250F SS		--		--	
3	F 300IAL		F 300IBR		300F SS		F 300PP		F 300NG	
4	F 400IAL		F 400IBR		400F SS		F 400PP		F 400NG	
5	A 500ASTM AL		A 500ASTM BR		500F SS		--		--	
6	F 600IAL		F 600IBR		600F SS		--		--	
8	F 800IALNAE		--		--		--		--	

Note: All Cam & Groove Stainless Bodies are 316 Investment with 304 Handles.

All 4" Poly and Ny-Glass couplers have <u>4 handles</u>.

** Available as: 1-1/4 adapter or coupler X 1-1/4 NPT
Please specify: 1-1/2 adapter or coupler X 1-1/4 NPT
1-1/2 adapter or coupler X 1-1/2 NPT

Cam and Groove Couplings

*DC

Dust Cap Coupler

Size	Aluminum Part #	Aluminum Price	Brass Part #	Brass Price	Stainless Steel Part #	Stainless Steel Price	Poly Part #	Poly Price	Ny-Glass Part #	Ny-Glass Price
½	DC 050IAL		DC 050IBR		050DC SS		-		-	
¾	DC 075IAL		DC 075IBR		075DC SS		DC 075PP		DC 075NG	
1	DC 100IAL		DC 100IBR		100DC SS		DC 100PP		DC 100NG	
1 ¼	DC 125IAL		DC 125IBR		125DC SS		DC 125PP		DC 125NG	
1 ½	DC 150IAL		DC 150IBR		150DC SS		DC 150PP		DC 150NG	
2	DC 200IAL		DC 200IBR		200DC SS		DC 200PP		DC 200NG	
2 ½	DC 250IAL		DC 250IBR		250DC SS		--		--	
3	DC 300IAL		DC 300IBR		300DC SS		DC 300PP		DC 300NG	
4	DC 400IAL		DC 400IBR		400DC SS		DC 400PP		DC 400NG	
5	DC 500ASTM AL		DC 500ASTM BR		500DC SS		--		--	
6	DC 600IAL		DC 600IBR		600DC SS		--		--	
8	DC 800IALNAE		--		--		--		--	

*DP

Dust Plug Adapter

Size	Aluminum Part #	Aluminum Price	Brass Part #	Brass Price	Stainless Steel Part #	Stainless Steel Price	Poly Part #	Poly Price	Ny-Glass Part #	Ny-Glass Price
½	DP 050IAL		DP 050IBR		050DP SS		-		-	
¾	DP 075IAL		DP 075IBR		075DP SS		DP 075PP		DP 075NG	
1	DP 100IAL		DP 100IBR		100DP SS		DP 100PP		DP 100NG	
1 ¼	DP 125IAL		DP 125IBR		125DP SS		DP 125PP		DP 125NG	
1 ½	DP 150IAL		DP 150IBR		150DP SS		DP 150PP		DP 150NG	
2	DP 200IAL		DP 200IBR		200DP SS		DP 200PP		DP 200NG	
2 ½	DP 250IAL		DP 250IBR		250DP SS		--		--	
3	DP 300IAL		DP 300IBR		300DP SS		DP 300PP		DP 300NG	
4	DP 400IAL		DP 400IBR		400DP SS		DP 400PP		DP 400NG	
5	DP 500ASTM AL		DP 500ASTM BR		500DP SS		--		--	
6	DP 600IAL		DP 600IBR		600DP SS		--		--	

Seal Fast Self-Locking Couplers

B
Stainless Steel

Female Coupler X Male NPT

Size	Stainless Steel Part Number	List Price
1	B 100SSK	
1-1/2	B 150SSK	
2	B 200SSK	
2-1/2	B 250SSK	
3	B 300SSK	
4	B 400SSK	

C
Stainless Steel

Female Coupler X Hose Shank

Size	Stainless Steel Part Number	List Price
1	C 100SSK	
1-1/2	C 150SSK	
2	C 200SSK	
2-1/2	C 250SSK	
3	C 300SSK	
4	C 400SSK	

D
Stainless Steel

Female Coupler X Female NPT

Size	Stainless Steel Part Number	List Price
1	D 100SSK	
1-1/2	D 150SSK	
2	D 200SSK	
2-1/2	D 250SSK	
3	D 300SSK	
4	D 400SSK	

DC
Stainless Steel

***Dust Cap Coupler**

Size	Stainless Steel Part Number	List Price
1	DC 100SSK	
1-1/2	DC 150SSK	
2	DC 200SSK	
2-1/2	DC 250SSK	
3	DC 300SSK	
4	DC 400SSK	

* **Dust Caps** and **Dust Plugs** are **not** designed for pressure applications.

Seal Fast Self-Locking Couplers

B

Female Coupler X Male NPT

Size	Aluminum Part Number	List Price		Size	Brass Part Number	List Price
1	B 100ALSK			1	B 100BRSK	
1-1/2	B 150ALSK			1-1/2	B 150BRSK	
2	B 200ALSK			2	B 200BRSK	
2-1/2	B 250ALSK			2-1/2	B 250BRSK	
3	B 300ALSK			3	B 300BRSK	
4	B 400ALSK			4	B 400BRSK	

C

Female Coupler X Hose Shank

Size	Aluminum Part Number	List Price		Size	Brass Part Number	List Price
1	C 100ALSK			1	C 100BRSK	
1-1/2	C 150ALSK			1-1/2	C 150BRSK	
2	C 200ALSK			2	C 200BRSK	
2-1/2	C 250ALSK			2-1/2	C250BRSK	
3	C 300ALSK			3	C 300BRSK	
4	C 400ALSK			4	C 400BRSK	

D

Female Coupler X Female NPT

Size	Aluminum Part Number	List Price		Size	Brass Part Number	List Price
1	D 100ALSK			1	D 100BRSK	
1-1/2	D 150ALSK			1-1/2	D 150BRSK	
2	D 200ALSK			2	D 200BRSK	
2-1/2	D 250ALSK			2-1/2	D 250BRSK	
3	D 300ALSK			3	D 300BRSK	
4	D 400ALSK			4	D 400BRSK	

DC

***Dust Cap Coupler**



Size	Aluminum Part Number	List Price		Size	Brass Part Number	List Price
1	DC 100ALSK			1	DC 100BRSK	
1-1/2	DC 150ALSK			1-1/2	DC 150BRSK	
2	DC 200ALSK			2	DC 200BRSK	
2-1/2	DC 250ALSK			2-1/2	DC 250BRSK	
3	DC 300ALSK			3	DC 300BRSK	
4	DC 400ALSK			4	DC 400BRSK	

* **Dust Caps** are **not** designed for pressure applications.

304 Stainless Cam and Groove Couplings

A 304 Stainless Steel

Female NPT x Male Adapter

Size	304 Stainless Part Number	List Price
1/2	A 050SS304	
3/4	A 075SS304	
1	A 100SS304	
1-1/4	A 125SS304	
1-1/2	A 150SS304	
2	A 200SS304	
2-1/2	A 250SS304	
3	A 300SS304	
4	A 400SS304	
5	A 500SS304	
6	A 600SS304	

B 304 Stainless Steel

Female Coupler x Male NPT

Size	304 Stainless Part Number	List Price
1/2	B 050SS304	
3/4	B 075SS304	
1	B 100SS304	
1-1/4	B 125SS304	
1-1/2	B 150SS304	
2	B 200SS304	
2-1/2	B 250SS304	
3	B 300SS304	
4	B 400SS304	
5	B 500SS304	
6	B 600SS304	

C 304 Stainless Steel

Female Coupler x Hose Shank

Size	304 Stainless Part Number	List Price
1/2	C 050SS304	
3/4	C 075SS304	
1	C 100SS304	
1-1/4	C 125SS304	
1-1/2	C 150SS304	
2	C 200SS304	
2-1/2	C 250SS304	
3	C 300SS304	
4	C 400SS304	
5	C 500SS304	
6	C 600SS304	

D 304 Stainless Steel

Female Coupler x Female NPT

Size	304 Stainless Part Number	List Price
1/2	D 050SS304	
3/4	D 075SS304	
1	D 100SS304	
1-1/4	D 125SS304	
1-1/2	D 150SS304	
2	D 200SS304	
2-1/2	D 250SS304	
3	D 300SS304	
4	D 400SS304	
5	D 500SS304	
6	D 600SS304	

E 304 Stainless Steel

Male Adapter x Hose Shank

Size	304 Stainless Part Number	List Price
1/2	E 050SS304	
3/4	E 075SS304	
1	E 100SS304	
1-1/4	E 125SS304	
1-1/2	E 150SS304	
2	E 200SS304	
2-1/2	E 250SS304	
3	E 300SS304	
4	E 400SS304	
5	E 500SS304	
6	E 600SS304	

F 304 Stainless Steel

Male Adapter x Male NPT

Size	304 Stainless Part Number	List Price
1/2	F 050SS304	
3/4	F 075SS304	
1	F 100SS304	
1-1/4	F 125SS304	
1-1/2	F 150SS304	
2	F 200SS304	
2-1/2	F 250SS304	
3	F 300SS304	
4	F 400SS304	
5	F 500SS304	
6	F 600SS304	

DC 304 Stainless Steel

*** Dust Cap Coupler**

Size	304 Stainless Part Number	List Price
1/2	DC 050SS304	
3/4	DC 075SS304	
1	DC 100SS304	
1-1/4	DC 125SS304	
1-1/2	DC 150SS304	
2	DC 200SS304	
2-1/2	DC 250SS304	
3	DC 300SS304	
4	DC 400SS304	
5	DC 500SS304	
6	DC 600SS304	

DP 304 Stainless Steel

*** Dust Plug Adapter**

Size	304 Stainless Part Number	List Price
1/2	DP 050SS304	
3/4	DP 075SS304	
1	DP 100SS304	
1-1/4	DP 125SS304	
1-1/2	DP 150SS304	
2	DP 200SS304	
2-1/2	DP 250SS304	
3	DP 300SS304	
4	DP 400SS304	
5	DP 500SS304	
6	DP 600SS304	

* **Dust Caps** and **Dust Plugs** are **not** designed for pressure applications.

Cast Iron Cam and Groove Couplings

A

Cast Iron Plated

Female NPT x Male Adapter

Size	Cast Iron Part Number	List Price
1	A 100CI	
1-1/2	A 150CI	
2	A 200CI	
3	A 300CI	
4	A 400CI	
5	A 500CI	
6	A 600CI	

B

Cast Iron Plated

Female Coupler x Male NPT

Size	Cast Iron Part Number	List Price
1	B 100CI	
1-1/2	B 150CI	
2	B 200CI	
3	B 300CI	
4	B 400CI	
5	B 500CI	
6	B 600CI	

C

Cast Iron Plated

Female Coupler x Hose Shank

Size	Cast Iron Part Number	List Price
1	C 100CI	
1-1/2	C 150CI	
2	C 200CI	
3	C 300CI	
4	C 400CI	
5	C 500CI	
6	C 600CI	

D

Cast Iron Plated

Female Coupler x Female NPT

Size	Cast Iron Part Number	List Price
1	D 100CI	
1-1/2	D 150CI	
2	D 200CI	
3	D 300CI	
4	D 400CI	
5	D 500CI	
6	D 600CI	

E

Cast Iron Plated

Male Adapter x Hose Shank

Size	Cast Iron Part Number	List Price
1	E 100CI	
1-1/2	E 150CI	
2	E 200CI	
3	E 300CI	
4	E 400CI	
5	E 500CI	
6	E 600CI	

F

Cast Iron Plated

Male Adapter x Male NPT

Size	Cast Iron Part Number	List Price
1	F 100CI	
1-1/2	F 150CI	
2	F 200CI	
3	F 300CI	
4	F 400CI	
5	F 500CI	
6	F 600CI	

DC

Cast Iron Plated

*** Dust Cap Coupler**

Size	Cast Iron Part Number	List Price
1	DC 100CI	
1-1/2	DC 150CI	
2	DC 200CI	
3	DC 300CI	
3	DC 300CIS	
4	DC 400CI	
5	DC 500CI	
6	DC 600CI	

DP

Cast Iron Plated

*** Dust Plug Adapter**

Size	Cast Iron Part Number	List Price
1	DP 100CI	
1-1/2	DP 150CI	
2	DP 200CI	
3	DP 300CI	
4	DP 400CI	
5	DP 500CI	
6	DP 600CI	

* **Dust Caps** and **Dust Plugs** are **not** designed for pressure applications.

Seal Fast Cam and Groove

A

Female NPT X Male Adapter

Size	Aluminum Part	Aluminum Price	Brass Part	Brass Price	Banjo Poly Part	Banjo Poly Price
¾	A 075AL		A 075BR		075A PP	
1	A 100AL		A 100BR		100A PP	
1 ¼	A 125AL		A 125BR		*125A PP	
1 ½	A 150AL		A 150BR		150A PP	
2	A 200AL		A 200BR		200A PP	
2 ½	A 250AL		A 250BR		--	
3	A 300AL		A 300BR		300A PP	
4	A 400AL		A 400BR		400A PP	
5	A 500AL		A 500BR		--	
6	A 600AL		A 600BR		--	

B

Female Coupler X Male NPT

Size	Aluminum Part	Aluminum Price	Brass Part	Brass Price	Banjo Poly Part	Banjo Poly Price
¾	B 075AL		B 075BR		075B PP	
1	B 100AL		B 100BR		100B PP	
1 ¼	B 125AL		B 125BR		*125B PP	
1 ½	B 150AL		B 150BR		150B PP	
2	B 200AL		B 200BR		200B PP	
2 ½	B 250AL		B 250BR		--	
3	B 300AL		B 300BR		300B PP	
4	B 400AL		B 400BR		400B PP	
5	B 500AL		B 500BR		--	
6	B 600AL		B 600BR		--	

C

Female Coupler X Hose Shank

Size	Aluminum Part	Aluminum Price	Brass Part	Brass Price	Banjo Poly Part	Banjo Poly Price
¾	C 075AL		C 075BR		075C PP	
1	C 100AL		C 100BR		100C PP	
1 ¼	C 125AL		C 125BR		*125C PP	
1 ½	C 150AL		C 150BR		150C PP	
2	C 200AL		C 200BR		200C PP	
2 ½	C 250AL		C 250BR		--	
3	C 300AL		C 300BR		300C PP	
4	C 400AL		C 400BR		400C PP	
5	C 500AL		C 500BR		--	
6	C 600AL		C 600BR		--	

D

Female Coupler X Female NPT

Size	Aluminum Part	Aluminum Price	Brass Part	Brass Price	Banjo Poly Part	Banjo Poly Price
¾	D 075AL		D 075BR		075D PP	
1	D 100AL		D 100BR		100D PP	
1 ¼	D 125AL		D 125BR		*125D PP	
1 ½	D 150AL		D 150BR		150D PP	
2	D 200AL		D 200BR		200D PP	
2 ½	D 250AL		D 250BR		--	
3	D 300AL		D 300BR		300D PP	
4	D 400AL		D 400BR		400D PP	
5	D 500AL		D 500BR		--	
6	D 600AL		D 600BR		--	

Note: All Seal Fast Cam & Groove Stainless Bodies are 316 Investment with 304 Handles.
* Banjo Poly 1-1/4" X 1"

Seal Fast Cam and Groove

E

Male Adapter
X
Hose Shank

Size	Aluminum Part	Aluminum Price	Brass Part	Brass Price	Banjo Poly Part	Banjo Poly Price
¾	E 075AL		E 075BR		075E PP	
1	E 100AL		E 100BR		100E PP	
1 ¼	E 125AL		E 125BR		**125E PP	
1 ½	E 150AL		E 150BR		150E PP	
2	E 200AL		E 200BR		200E PP	
2 ½	E 250AL		E 250BR		--	
3	E 300AL		E 300BR		300E PP	
4	E 400AL		E 400BR		400E PP	
5	E 500AL		E 500BR		--	
6	E 600AL		E 600BR		--	

F

Male Adapter
X
Male NPT

Size	Aluminum Part	Aluminum Price	Brass Part	Brass Price	Banjo Poly Part	Banjo Poly Price
¾	F 075AL		F 075BR		075F PP	
1	F 100AL		F 100BR		100F PP	
1 ¼	F 125AL		F 125BR		**125F PP	
1 ½	F 150AL		F 150BR		150F PP	
2	F 200AL		F 200BR		200F PP	
2 ½	F 250AL		F 250BR		--	
3	F 300AL		F 300BR		300F PP	
4	F 400AL		F 400BR		400F PP	
5	F 500AL		F 500BR		--	
6	F 600AL		F 600BR		--	

*DC

Dust Cap
Coupler

Size	Aluminum Part	Aluminum Price	Brass Part	Brass Price	Banjo Poly Part	Banjo Poly Price
¾	DC 075AL		DC 075BR		075DC PP	
1	DC 100AL		DC 100BR		100DC PP	
1 ¼	DC 125AL		DC 125BR		125DC PP	
1 ½	DC 150AL		DC 150BR		150DC PP	
2	DC 200AL		DC 200BR		200DC PP	
2 ½	DC 250AL		DC 250BR		--	
3	DC 300AL		DC 300BR		300DC PP	
4	DC 400AL		DC 400BR		400DC PP	
5	DC 500AL		DC 500BR		--	
6	DC 600AL		DC 600BR		--	

*DP

Dust Plug
Adapter

Size	Aluminum Part	Aluminum Price	Brass Part	Brass Price	Banjo Poly Part	Banjo Poly Price
3/4	DP 075AL		DP 075BR		075DP PP	
1	DP 100AL		DP 100BR		100DP PP	
1 1/4	DP 125AL		DP 125BR		125DP PP	
1 1/2	DP 150AL		DP 150BR		150DP PP	
2	DP 200AL		DP 200BR		200DP PP	
2 1/2	DP 250AL		DP 250BR		--	
3	DP 300AL		DP 300BR		300DP PP	
4	DP 400AL		DP 400BR		400DP PP	
5	DP 500AL		DP 500BR		--	
6	DP 600AL		DP 600BR		--	

* **Dust Caps** and **Dust Plugs** are **not** designed for pressure applications.
**Banjo Poly 1-1/4" X 1"
Note: All Seal Fast Cam & Groove Stainless Bodies are 316 Investment with 304 Handles.

BSP and Flanged Adapters and Couplers

A

Female BSP X Male Adapter

Aluminum Size	Aluminum Part Number	List Price	316 Stainless Steel Size	Stainless Part Number	List Price
1-1/2	A 150IALBSP		1-1/2	150A SSBSP	
2	A 200IALBSP		2	200A SSBSP	
3	A 300IALBSP		3	300A SSBSP	
4	A 400IALBSP		4	400A SSBSP	
6	A600IALBSP				

B

Female Coupler X Male BSP

Aluminum Size	Aluminum Part Number	List Price	316 Stainless Steel Size	Stainless Part Number	List Price
1-1/2	B 150IALBSP		1-1/2	150B SSBSP	
2	B 200IALBSP		2	200B SSBSP	
3	B 300IALBSP		3	300B SSBSP	
4	B 400IALBSP		4	400B SSBSP	
6	B600IALBSP				

D

Female Coupler X Female BSP

Aluminum Size	Aluminum Part Number	List Price	316 Stainless Steel Size	Stainless Part Number	List Price
1-1/2	D 150IALBSP		1-1/2	150D SSBSP	
2	D 200IALBSP		2	200D SSBSP	
3	D 300IALBSP		3	300D SSBSP	
4	D 400IALBSP		4	400D SSBSP	
6	D 600IALBSP				

F

Male Adapter X Male BSP

Aluminum Size	Aluminum Part Number	List Price	316 Stainless Steel Size	Stainless Part Number	List Price
1-1/2	F 150IALBSP		1-1/2	150F SSBSP	
2	F 200IALBSP		2	200F SSBSP	
3	F 300IALBSP		3	300F SSBSP	
4	F 400IALBSP		4	400F SSBSP	
6	F 600IALBSP				

FA

150# Flanged Adapter 316SS

Size	Stainless Part Number	List Price
2	200FA SS	
3	300FA SS	
4	400FA SS	
6	600FA SS	

FC

150# Flanged Coupler 316SS



Size	Stainless Part Number	List Price
2	200FC SS	
3	300FC SS	
4	400FC SS	
6	600FC SS	

Polypropylene 90° Cam and Groove

A 90°

Size	Part Number	List Price
1-1/2	A15090PP	
2	A20090PP	

Male Adapter x Female NPT

B 90°

Size	Part Number	List Price
1-1/2	B15090PP	
2	B20090PP	

Female Coupler x Male NPT

C 90°

Size	Part Number	List Price
1-1/2	C15090PP	
2	C20090PP	

Female Coupler x Hose Shank

D 90°

Size	Part Number	List Price
1-1/2	D15090PP	
2	D20090PP	

Female Coupler x Female NPT

E 90°

Size	Part Number	List Price
1-1/2	E15090PP	
2	E20090PP	

Male Adapter x Hose Shank

F 90°

Size	Part Number	List Price
1-1/2	F15090PP	
2	F20090PP	

Male Adapter x Male NPT

***Note:** Parts may not look exactly like drawings or pictures.

Banjo Polypropylene 90° Cam and Groove

A 90°

Size	Part Number	List Price
1-1/2	150A90	
2	200A90	

Male Adapter x Female NPT

C 90°

Size	Part Number	List Price
1-1/2	150C90	
2	200C90	

Female Coupler x Hose Shank

D 90°

Size	Part Number	List Price
1-1/2	150D90	
2	200D90	

Female Coupler x Female NPT

F 90°

Size	Part Number	List Price
1-1/2	150F90	
2	200F90	

Male Adapter x Male NPT

Reducing Adapters and Couplers

AR

Male Adapter x Female NPT

Size	Aluminum Part Number	List Price
2x1-1/2	AR 2015AL	
2 x 3	AR 2030AL	
3 x 2	AR 3020AL	
3 x 4	AR 3040AL	
4 x 3	AR 4030AL	
4 x 6	AR 4060AL	
6 x 4	AR 6040AL	

BR

Female Coupler x Male NPT

Size	Aluminum Part Number	List Price
1-1/2 x 1	BR 1510AL	
2 x 1-1/2	BR 2015AL	
3 x 2	BR 3020AL	
3 x 4	BR 3040AL	
4 x 3	BR 4030AL	

Reducing Adapters and Couplers

SA Spool Adapter

Size	Aluminum Part Number	List Price	Brass Part Number	List Price	Stainless Part Number	List Price
1	SA 100AL		SA 100BR		100AA SS	
1-1/4	SA 125AL		SA 125BR		125AA SS	
1-1/2	SA 150AL		SA 150BR		150AA SS	
1-1/2 x 2	SA 1520AL		--		1520AA SS	
2	SA 200AL		SA 200BR		200AA SS	
2 x 3	SA 2030AL		--		2030AA SS	
3	SA 300AL		SA 300BR		300AA SS	
3 x 4	SA 3040AL		--		3040AA SS	
4	SA 400AL		SA 400BR		400AA SS	
4 x 6	SA 4060AL		--		4060AA SS	
6	SA 600AL		--		600AA SS	

DA

Female Coupler
X
Male Adapter

Size	Aluminum Part Number	List Price	Brass Part Number	List Price	Stainless Steel Part Number	List Price
1-1/2 x 1	DA 1510AL		--		1510DA SS	
1-1/2 x 2	DA 1520AL		--		1520DA SS	
2 x 1 1/2	DA 2015AL		--		2015DA SS	
2 x 3	DA 2030AL		--		2030DA SS	
2 x 4	DA 2040AL		--		2040DA SS	
3 x 1-1/2	DA 3015AL		--		3015DA SS	
3 x 2	DA 3020AL		DA 3020BR		3020DA SS	
3 x 4	DA 3040AL		DA 3040BR		3040DA SS	
4 x 2	DA 4020AL		--		4020DA SS	
4 x2-1/2	--		--		4025DA SS	
4 x 3	DA 4030AL		DA 4030BR		4030DA SS	
4 x 6	DA 4060AL		--		4060DA SS	
6 x 4	DA 6040AL		--		6040DA SS	

DA- Stainless Steel

Female Coupler X Male Adapter
With Pipe Tap

Size	Stainless Part Number	List Price
3X2 X 1/2NPT	3020DA-1SS	
3X2 X 3/4NPT	3020DA-2SS	
3X2 X 1NPT	3020DA-3SS	
3X3 X 1/2NPT	3030DA-1SS	

DR Aluminum

Female Coupler
X
Female NPT

Size	Aluminum Part Number	List Price
1-1/2 x 1	DR 1510AL	
2 x 1-1/2	DR 2015AL	
3 x 2	DR 3020AL	
4 x 3	DR 4030AL	

Reducing Adapters and Couplers

AA- Spool Adapter With Pipe Tap

Size	Stainless Part Number	List Price
2X2X1/2NPT	200AA-1SS	
2X2X3/4NPT	200AA-2SS	
3X3X1/2NPT	300AA-1SS	
3X3X3/4NPT	300AA-2SS	
3X3X1NPT	300AA-3SS	

DD- Female Coupler X Female Coupler With Pipe Tap

Size	Stainless Part Number	List Price
3X3X1/2NPT	300DD-1SS	
3X3X3/4NPT	300DD-2SS	

DD Stainless Steel Female Coupler X Female Coupler

Size	Stainless Steel Part Number	List Price
1-1/2	150DD SS	
2	200DD SS	
3	300DD SS	
3 x 4	3040DD SS	
4	400DD SS	

DD Aluminum Brass Female Coupler X Female Coupler

Size	Aluminum Part Number	Brass Part Number	List Price
1-1/2	DD 150AL		
2	DD 200AL		
3	DD 300AL		
4	DD 400AL	DD 400BR	

CL Stainless Steel Couplings used with Notched Ferrules

Female Coupler X Hose Shank with Notched Collar

Size	Stainless Steel Part Number	List Price
1-1/2	150CL SS	
2	200CL SS	
3	300CL SS	
4	400CL SS	

EL Stainless Steel Couplings used with Notched Ferrules

Male Adapter X Hose Shank with Notched Collar

Size	Stainless Steel Part Number	List Price
1-1/2	150EL SS	
2	200EL SS	
3	300EL SS	
4	400EL SS	

Notched Ferrules 304SS

Part Number	Hose OD From/To	List Price
NF1501SS	1.937 - 2.187	
NF1502SS	2.062 - 2.344	
NF2001SS	2.469 - 2.687	
NF2002SS	2.656 - 2.844	
NF2501SS	3.062 - 3.250	
NF3001SS	3.469 - 3.719	
NF3002SS	3.734 - 3.844	
NF4001SS	4.625 - 4.734	

Reducing Adapters and Couplers

DCL

Lockable Dust Cap*

Replacement Handle

Size	Part Number	List Price 304 Investment
2	LH 200SS	
3	LH 300SS	
4	LH 400SS	

Size	Part Number	Aluminum
2	DCL 200 IAL	
3	DCL 300 IAL	
4	DCL 400 IAL	

Size	Part Number	Brass
2	DCL 200IBR	
3	DCL 300IBR	
4	DCL 400IBR	

Size	Part Number	Stainless Steel 316 Investment
2	200DCL SS	
3	300DCL SS	
4	400DCL SS	

* **Dust Caps** are **not** designed for pressure applications.

CVR

*Vapor Recovery Coupler With Probe Also Available W/ Auto Locking Handle

Size	Aluminum Part Number	List Price
3	CVR 300AL	
4	CVR 400AL	
4 X 3	CVR4030AL	
3	CVR 300ALSK	
4	CVR 400ALSK	
4 X 3	CVR4030ALSK	

CR

Female Coupler X Hose Shank

Size	Aluminum Part Number	List Price
2 x 1-1/2	CR 2015AL	
3 x 2	CR 3020AL	
3 x 4	CR 3040AL	
4 x 3	CR 4030AL	

FR

Male Adapter X Male NPT

Size	Aluminum Part Number	List Price
2 X 1-1/2	FR 2015AL	
2 X 3	FR 2030AL	
3 x 1-1/2	FR 3015AL	
3 x 2	FR 3020AL	
3 x 4	FR 3040AL	
4 x 3	FR 4030AL	
4 X 6	FR 4060AL	

ER

Male Adapter X Hose Shank

Size	Aluminum Part Number	List Price
2 X 1-1/2	ER 2015AL	
2 X 3	ER 2030AL	
3 x 2	ER 3020AL	
3 x 4	ER 3040AL	
4 x 2	ER 4020AL	
4 X 3	ER 4030AL	

3020 & 4030

6540

Aluminum and Brass Thread Reducer or Increaser

Size	Part Number	List Price Aluminum	Part Number	List Price Brass
3NPT-M X 2NPT-F	3020AL		3020BR	
4NPT-M X 3NPT-F	4030AL		4030BR	
6NPT-M X 5NPT-F X 4NPT-M	6540AL		--	

Replacement Handles

All Seal Fast cam arms are supplied complete with pins and spring steel finger rings. All brass, aluminum, and cast iron standard couplers and dust caps are supplied with brass or zinc alloy handles unless otherwise specified. Stainless and poly supplied with stainless steel handle. NOTE: Finger Rings are supplied on Cam Arms of Coupler sizes 1-1/4" through 5".

LOCKING CLIPS **Plated Steel SC1000 List Price:** **Stainless Steel SC1000SS List Price:**

HANDLE, RING AND PIN					HANDLE ONLY				RING		PIN	
Size	Part Number	Brass	Part Number	Stainless	Part Number	Brass	Part Number	Stainless	Part Number	Ring	Part Number	Pin
3/4	HRP 075BR		HRP 075SS		H 075BR		H 075SS		--		P 075SS	
1	HRP 100BR		HRP 100SS		H 100BR		H 100SS		R 100		P 100SS	
1-1/4	HRP 200BR		HRP 200SS		H 200BR		H 200SS		R 200		P 200SS	
1-1/2	HRP 200BR		HRP 200SS		H 200BR		H 200SS		R 200		P 200SS	
2	HRP 200BR		HRP 200SS		H 200BR		H 200SS		R 200		P 200SS	
2-1/2	HRP 200BR		HRP 200SS		H 200BR		H 200SS		R 200		P 200SS	
3	HRP 300BR		HRP 300SS		H 300BR		H 300SS		R 300		P 300SS	
4	HRP 300BR		HRP 300SS		H 300BR		H 300SS		R 300		P 300SS	
5	HRP 300BR		HRP 300SS		H 300BR		--		R 300		P 300SS	
6	HRP 600BR		HRP 600SS		H 600BR		H 600SS		--		P 600PS**	
8	HP 800BR		--		H 800BR		--		--		P 800PS**	

** Plated Steel only.

Self Locking Handle

Stainless Steel

Only for self locking couplings.

Size	Part Number	List Price
1	H100SK	
2	H200SK	
3	H300SK	

*NOTE REGARDING GASKETS: All SFI couplers are supplied with Buna-N as standard. However, this sealing compound may **not** be compatible with all applications.

5" & 8" CAM LOCK

There are no industrial standards for five (5) inch or eight (8) inch parts. Eight (8) inch parts do not interchange with other manufacturers. Five (5) inch Seal Fast parts will not interchange with import five (5) inch parts.

STANDARD SIZES AND THREADS The size indicated for a coupler or adapter is the nominal size of pipe or hose to which it connects. Standard sizes for Seal Fast adapters and couplers are 3/4", 1", 1-1/4", 1-1/2", 2", 2-1/2", 3", 4", 5" and 6". Threaded parts are furnished with tapered pipe threads (NPT).

DUST CAPS AND DUST PLUGS

Dust Caps and Dust Plugs are not designed for pressure application. Caps and Plugs must be chain or cable constrained at all times.

MAXIMUM PRESSURES FOR ALL METALS

1/2"	125 psi
3/4" through 4"	150 psi
5" through 6"	75 psi
8"	20 psi

*Recommendations based on use of mating fittings at ambient temperature of 70° F with standard Buna-N seal installed.
For use at elevated temperatures or other unusual operating conditions, consult SFI.

Warning: Working pressure may vary depending on how the couplings are attached to the hose assembly. Before operation, always check the hose assembly for proper attachment and that couplings are in working order.

MAXIMUM PRESSURES FOR
BANJO polypropylene, Import Polypropylene and Nyglass.

At 0° F

½" through 2"	100 psi
3" through 4"	75 psi

At 70° F

½" through 2"	125 psi
3" through 4"	75 psi

At 150° F

½" through 2"	70 psi
3" through 4"	75 psi

Replacement Gaskets*

The gasket materials listed below comprise a general guide to aid in the selection of the correct seal for customer application.

Buna N: Color **Code Blue**. Buna N is standard. It is generally recommended for petroleum derivates, neutral or slightly acidic salt solutions, alcohols, ethers, glycols, fats, oils, and greases. This compound should give good service from **-40°F to +250°F**.

Neoprene: Color **Code Red**. Recommended for alkaline and acid salt solutions and aldehydes such as formaldehyde **-65°F to 250°F.**

***Viton A:** Color **Code Green**. Recommended for aromatics, hydrocarbons, liquid chlorine, carbon disulfide and molten sulfur. Viton A is not recommended for esters or the ketone family. This compound should offer good service **-40°F to 400°F.**

***Teflon:** The standard teflon gasket is an envelope type design having a Neoprene Core. Teflon is recommended for highly oxidizing fluids, esters, ketones, and other liquids not generally handled by natural and synthetic rubbers **-40°F to 500°F.**

EPDM - Ethylene-propylene rubber -Color **Code White** stripe**.** Excellent ozone, chemical, and aging resistance. Poor resistance to petroleum-based fluids.

Size	Package Qty.	Buna N Part Number	List Price	Buna N Extra Thick Part Number	List Price	Neoprene Part Number	List Price	Viton-A Part Number	List Price
1/2	25	**050 BN**		--		--		--	
3/4	25	**075 BN**		--		**075 NE**		**075 VI**	
1	25	**100 BN**		--		**100 NE**		**100 VI**	
1-1/4	25	**125 BN**		--		**125 NE**		**125 VI**	
1-1/2	25	**150 BN**		**150 BX**		**150 NE**		**150 VI**	
2	25	**200 BN**		**200 BX**		**200 NE**		**200 VI**	
2-1/2	25	**250 BN**		**250 BX**		**250 NE**		**250 VI**	
3	15	**300 BN**		**300 BX**		**300 NE**		**300 VI**	
4	10	**400 BN**		**400 BX**		**400 NE**		**400 VI**	
5	--	**500 BN**		**500 BX**		**500 NE**		--	
6	--	**600 BN**		**600 BX**		--		--	
8	--	**800 BN**		--		--		--	

Size	Package Qty.	Teflon Part Number	List Price	EPDM Part Number	List Price	Teflon Encapsulated Silicon Filler Part #	List Price		List Price
1/2	25	--		--		–			
3/4	25	**075 TF**		**075 EP**		--			
1	25	**100 TF**		**100 EP**		--			
1-1/4	25	**125 TF**		**125 EP**		--			
1-1/2	25	**150 TF**		**150 EP**		**150 TFCAP**			
2	25	**200 TF**		**200 EP**		**200 TFCAP**			
2-1/2	25	**250 TF**		--		**250 TFCAP**			
3	15	**300 TF**		**300 EP**		**300 TFCAP**			
4	10	**400 TF**		**400 EP**		**400 TFCAP**			
5	--	**500 TF**		--		--			
6	--	**600 TF**		--		--			
8	--	--		--		--			

***SPECIAL NOTE REGARDING GASKETS**: All SFI couplers are supplied with Buna-N as standard. However, this sealing compound may **not** be compatible with all applications.

* Viton & Teflon are trademarks of DuPont

Replacement Gaskets*

BUNA-N FDA

The gasket materials listed below comprise a general guide to aid in the selection of the correct seal for customer application.

Buna-N-FDA: Color Code **White**. It is generally recommended for food handling, neutral or slightly acidic salt solutions, alcohols, ethers, glycols, fats, oils, and greases. This compound should give good service from **-40°F to +250°F**.

Size	Package Qty.	Part Number	Buna-n FDA		Size	Package Qty.	Part Number	Buna-n FDA	
1/2	-	--			2-1/2	25	**250 FDA**		
3/4	25	**075 FDA**			3	15	**300 FDA**		
1	25	**100 FDA**			4	10	**400 FDA**		
1-1/4	25	**125 FDA**			5	--	**–**		
1-1/2	25	**150 FDA**			6	--	**600 FDA**		
2	25	**200 FDA**			8	--	**--**		

Replacement Gaskets: All **Seal Fast** couplers are supplied with Buna-N as standard. This sealing compound may **not be compatible** with all applications.

The gasket materials listed below comprises a general guide to aid in the selection of the correct seal for customer application. Other factors must also be considered.

Buna-N: Color **code Blue**. Buna-N is standard. It is generally recommended for petroleum derivatives, natural or slightly acidic salt solutions, alcohols, ethers, glycols, fats, oils, and greases. This compound should give good service
From -40°F to +250° F.

Neoprene: Color **code Red**. Recommended for alkaline and acid salt solutions and aldehydes such as formaldehyde -65°F to 250°F.

Viton A: Color **code Green.** Recommended for aromatics, hydrocarbons liquid-chlorine, carbon disulfide and molten sulfur. Viton A is not recommended for esters or the ketone family. This compound should offer good service -40°F to 400°F.

Teflon: The standard teflon gasket is an envelope type design having a neoprene core. Teflon is recommended for highly oxidizing fluids, esters, ketones,and other liquids not generally handled by natural and synthetic rubbers.

TEMPERATURE RATINGS

Gasket Material	Temperature Range in °F							
	500	400	300	275	250	200	150	0
Buna N				✓				-40
Neoprene					✓			-65
Viton A		✓						-40
Silicone	✓							-30
*Teflon	✓							-40
Nat. Rubber						✓		-60
Butyl			✓					-40
Hypalon					✓			-65
EPDM							✓	

*Tetrafluorethylene Resin by DuPont viton & teflon are regestered names.

Fuel Tanker Products A.P.I.

Openable Adapter, Bottom - Loading & Unloading
Replaces 1004 AH, 1004 AHS, 1004 AHRS.

106AH

106AH 4" Adapter Openable - Bottom Loading
Heat-treated aluminum construction with a brass ring.
One-piece heavy-duty poppet and stainless steel trim for longer life.
Multi-position short stroke aluminum handle with smooth rotation of less than 60°.
Meets API RP-1004 specifications with a standard 4" TTMA flange.
Viton* seals.

106AHS

106AHRS

106AHS 4" Adapter Openable with Sight Glass - Bottom Loading
- Flat bottom body eliminate product accumulation after unloading.
- Large inside diameter for higher flow rate at 290 gallons per minute.
- Heat treated high strength aluminum one-piece heavy-duty poppet and stainless steel trim for longer life.
- Multi-position short stroke aluminum handle with smooth rotation of less than 60°.
- Meets API RP-1004 specifications with a standard 4" TTMA flange.
- Viton* seals.

106AHRS 4" Adapter Openable with Removable Handle - Bottom Loading
Install or remove handle without any tool just in seconds.
Heat-treated aluminum construction with a brass ring.
One-piece heavy-duty poppet and stainless steel trim for longer life.
Multi-position short stroke aluminum handle with smooth rotation of less than 60°.
Meets API RP-1004 specifications with a standard 4" TTMA flange.
Viton* seals.

U.S. PAT# 5,622,201

Openable Adapter, Bottom-Loading & Unloading A.P.I.		
Size	**Part Number**	**List Price**
4"	**106AH**	
4"	**106AHS**	
4"	**106AHRS**	
4"	**RK-106 Repair Kit**	

*Viton & Teflon are registered trademarks of DuPont Dow Elastomers.

106 API Adapter for Bottom Loading

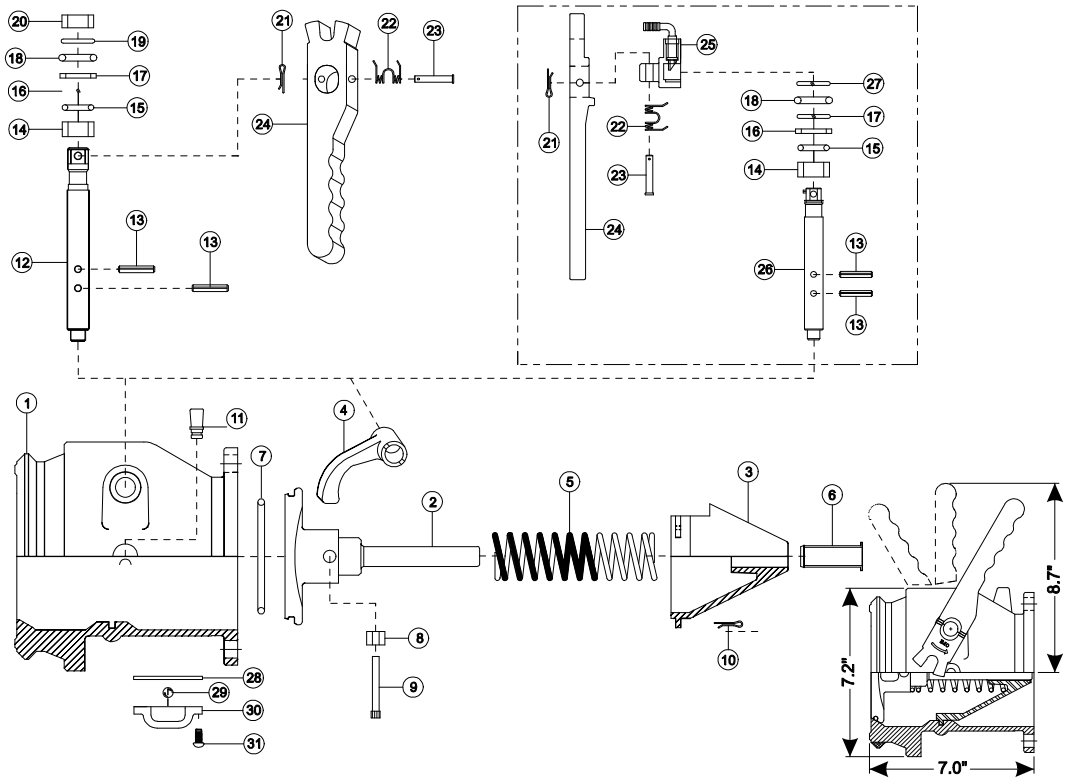

REF No.	DESCRIPTION SIZE	MATERIAL	PART No.	106A Q'ty	106AH Q'ty	106AHS Q'ty	106AHSR Q'ty	PRICE
1	BODY w/ BRASS RING	AL/BR	106601	1	1	1	1	
2	POPPET	Aluminum	106602	1	1	1	1	
3	CONE	Aluminum	106603	1	1	1	1	
4	CAM ARM	Stainless	106704		1	1	1	
5	SPRING	Stainless	S40170	1	1	1	1	
6	SLEEVE	Teflon	106805	1	1	1	1	
7*	O-RING	Viton	V0342	1	1	1	1	
8	ROLLER	Teflon	106808		1	1	1	
9	ROLLER PIN	Stainless	P70645		1	1	1	
10	CLIP PIN	Stainless	P16027	2	2	2	2	
11	STUD	Brass	106011		1	1	1	
12	SHAFT	Stainless	106712		1	1		
13*	SPRIAL PIN	Stainless	P75028		2	2	2	
14*	BEARING	Nylon	106814		1	1	1	
15*	O-RING	Viton	V0210		1	1	1	
16	SPACER	Stainless	106716		1	1	1	
17*	RETAINING RING	Stainless	IR7025		1	1	1	
18*	O-RING	Buna-N	B0312		1	1	1	
19	WASHER	Stainless	70508		1	1		
20	SPACER HOLDER	Stainless	106720		1	1		
21	COTTER PIN	Stainless	C2510		1	1	1	
22	SPRING	Stainless	S1233		1	1	1	
23	CLEVIS PIN	Stainless	P76343		1	1	1	
24	HANDLE	Aluminum	106624		1	1	1	
25	SOCKET ASSEMBLY	Stainless	106725				1	
26	SHAFT HEX HEAD	Stainless	106726				1	
27	RETAINING RING	Stainless	IS7017				1	
28	GASKET	Viton	V0120			1	1	
29	FLOAT BALL	PVC	30031			1	1	
30	SIGHT GLASS	Acrylic	30030			1	1	
31	SCREW	Stainless	73705			4	4	
*	REPAIR KIT		RK106	Includes Ref No.: 7, 13, 14, 15, 17 and 18.				

*Viton & Teflon are registered trademarks of DuPont Dow Elastomers.

Fuel Tanker Products

ACRYLIC SIGHT GLASS TTMA

Solid Acrylic

ASG-400TF

ACRYLIC SIGHT GLASS TTMA		
Size	**Part Number**	**List Price**
4"	**ASG-400TF**	
CORK GASKET		
4"	**C-400TTMA**	

Features
Construction 1 pcs Solid Acrilic
4" TTMA flange Pattern

Adapter, Loading

A.P.I.

106A

Replaces 1004 AA

Adapter, Bottom-Loading		A. P. I.
Size	**Part Number**	**List Price**
4"	**106A**	
Repair Kit	**RK1004AA**	

Features Of AA Bottom-Loading Valve:
Construction 1 pcs with TTMA 4" flange.
Heat-treated aluminum construction with a brass ring.
Meets API RP-1004 specifications.
Viton* Seals

*Viton & Teflon are registered trademarks of DuPont Dow Elastomers.

Gravity, Handle Actuated Coupler

(Use with Part 106A)



A.P.I.

With self locking handles

Gravity, Handle Actuated Coupler		A.P.I.
Size	**Part Number**	**List Price**
4" X 4"	**1004GH**	

Features Of Gravity, Handle Actuated Coupler:
Aluminum alloy construction with self-locking device.
Meets API RP-1004 specification protects poppet face of API head.
Cam handle and lug designed for one hand operation.
Buna-N Gasket standard.
Interchangeable with competitor's items made to the same specifications.

Pneumatic Air Interlock Valve

A.P.I.

800-PA

800



800-RK

Interlock		A. P. I.
Description	**Part Number**	**List Price**
Valve	**800**	
Repair Kit (Pad assembly)	**800-PA**	
Repair Kit (Gaskets)	**800-RK**	

Pneumatic Air Interlock Valve:
Brass forged body with all stainless steel components.
*Unique design with filter.
Adjustable contact pad and shaft accommodates competitive API's and other application.
1/4" NPT installs pneumatic connection.
Can be installed as normally closed or open valve.
Can be installed as top side or bottom side (up side down) to connect API's bottom loading adapter or vapor recovery adapter.

B

Fuel Tanker Products

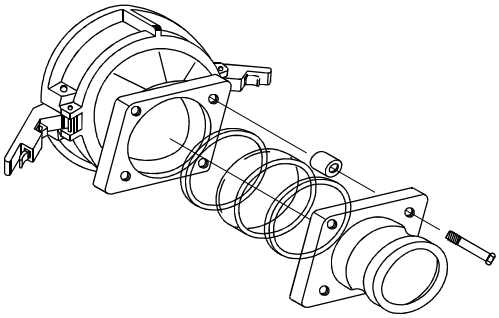

Gravity Drop Two Piece With Sight Glass		
Part Number	**Size and Description**	**List Price**
1004GF-300AS	3" Male Adapter Straight	
1004GF-301AS	3" Male Adapter Off-set	
1004GF-400AS	4" Male Adapter Straight	
1004GF-300BLS	3" Female W / Sight Glass	
1004GF-400BLS	4" Female W / Sight Glass	
1004GF-300ASB	3" Male Threaded W / Sight Glass	
1004GF-400ASB	4" Male Threaded W / Sight Glass	
1004GF-300A	3" Male Adapter W / Out Sight Glass	
1004GF-400A	4" Male Adapter W / Out Sight Glass	
1004GF-300BL	3" Female Coupler W / Out Sight Glass	
1004GF-400BL	4" Female Coupler W / Out Sight Glass	
Gravity Drop Two Piece With Sight Glass Parts List		
1004GF	Flanged Body	
1004SGK	Sight Glass Kit	
Adapter And Couplers For Above		
AF-300	3" Male Adapter Straight	
AF-301	3" Male Adapter Off-set	
AF-400	4" Male Adapter Straight	
BF-300	3" Female Coupler	
BF-400	4" Female Coupler	
BF-300SK	3" Female Coupler W / Self Locking Handle	
BF-400SK	4" Female Coupler W / Self Locking Handle	
MTF-300	3" Male Threaded	
MTF400	4" Male Threaded	
FTF-300	3" Female Threaded	
FTF-400	4" Female Threaded	

*Safety chain can be purchased separately.

FEATURES:

Orange for Color Coding.

Ny-glass lockable pull-out handle with stainless steel arms.

Can be locked from ether side of handle.

Ability to add safety chains to cap from either side.

One hand operation to open or close.

Fits 4" Cam & Groove Adapter Also.

Lockable 4" Dust Cap for Vapor Recovery		
Size	**Part Number**	**List Price**
4"	**840 DC**	

Fuel Tanker Products

Pneumatic Vapor Valve for 16" and 20" Man Hole Cover

816P 3“ Vent **820P** 3“ Vent

DC A.P.I.

Replacement Handle

Not For Pressure Applications

With self locking handle

Gravity Drop Adapter

GA A.P.I.

With self locking stainless steel handles

Gravity Drop Coupler

GB A.P.I.

With self locking stainless steel handles

Vapor Valve A. P. I.		
Size	**Part Number**	**List Price**
3"	**816P**	
3"	**820P**	
Repair Kit	**816P-RK**	
Repair Kit	**820P-RK**	

Features of 3" Vapor Valve:
Poppet opens into tank to prevent leakage from surges or from overturned tank. 7.354 square inches of flow area.
Hard anodized aluminum hood and low profile.
Tapered seat design with Viton O-ring seal provides leak-tight seal.
Stainless steel spring, screws, bolts, and nuts resists corrosion.
1/4" NPT external pneumatic connection.
P/N: 820P Installs easily off-set in 20" manhole or separate 3" TTMA size mounting ring.

Dust Cap A. P. I.		
Size	**Part Number**	**List Price**
4"	**1004DC**	
Handle	**1004CHRK**	
Gasket	**1004DR**	

Features of API Dust Cap:
Aluminum alloy construction with self-locking device.
Meets API RP-1004 specification protects poppet face of API head.
Nylon-Glass cam handle with **self-locking** feature reduces wear and is non-corrosive.
Cam handle and lug designed for one hand operation.
Buna-N gasket standard.
Interchangeable with competitor's items made to the same specifications.

Adapter A. P. I.				
	Stainless Steel Handles		**With Brass Handles**	
Size	**Part Number**	**List Price**	**Part Number**	**List Price**
4" X 3"	**1004GA-300**		**1004GA-300B**	
4" X 4"	**1004GA-400**		**1004GA-400B**	

Features Of Gravity Drop Adapters and Couplers:
Attach directly against open able API's.
Allows drop hose with standard Seal Fast cam and groove couplings to clamp on and transfer petroleum from the API valve.
Meets API RP-1004 specifications.
Heat treated aluminum alloy.
With stainless steel **self-locking** handles.

Coupler A. P. I.		
Size	**Part Number**	**List Price**
4" X 3"	**1004GB-300**	
4" X 4"	**1004GB-400**	

Gasket A. P. I.		
For gravity drop adapters and couplers.		
Size	**Part Number**	**List Price**
4" Gasket	**1004GR**	

Gasket for Seal Fast cam and groove end are standard buna-n cam and groove gaskets.

Fuel Tanker Products

Adapter X 3" Male NPT with Poppet

833F

Vapor Recovery

Size	Part Number	List Price
3" X 3"	**833F**	

Features of Adapter X 3" Male NPT with Poppet:
Vapor adapter poppeted with 3" Cam & Groove adapter and 3" Male NPT threads into vapor return when a poppet is required.
Used with CVR Coupler in hose.

CVR *Vapor Recovery Coupler With Probe Also Available W/ Auto Locking Handle

Size	Aluminum Part Number	List Price
3	**CVR 300AL**	
4	**CVR 400AL**	
4 X 3	**CVR4030AL**	
3	**CVR 300ALSK**	
4	**CVR 400ALSK**	
4 X 3	**CVR4030ALSK**	

Features of Vapor Recovery Coupler with Probe:
CVR can be used with 843A-1, 843A, 844A-1 and 844A

Adapter with Poppet X 3" Female NPT

843A

Vapor Recovery

Features of Adapter with Poppet X 3" Female NPT:
Vapor adapter poppeted with 4" Cam & Groove and 3" female NPT
Available in hardcoat aluminum

(Use with Part CVR 400AL or CVR 4030AL)

Adapter with Poppet X 4" Female NPT

844A-1

Vapor Recovery

(Use with Part CVR 400AL or CVR 4030AL)

Adapter with Poppet X 3" Female NPT

Size	Part Number	Description	List Price
4" X 3"	**843A-1**	Aluminum	
4" X 3"	**843A**	Hardcoat Aluminum	

Adapter with Poppet X 4" Female NPT

Size	Part Number	Description	List Price
4" X 4"	**844A-1**	Aluminum	
4" X 4"	**844A**	Hardcoat Aluminum	

818 Vapor Elbow - Dual Point

OVERALL HEIGHT 18 INCH

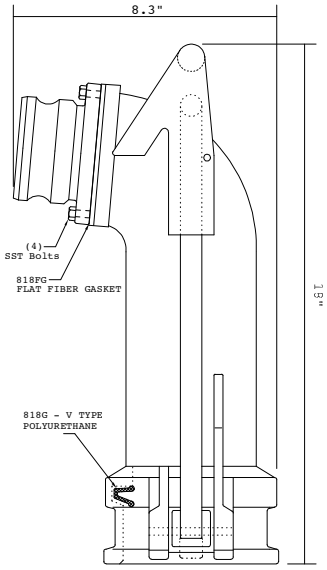

FEATURES:

Push to couple, push and squeeze to release.

One piece aluminum alloy construction, easy to operate.

Five degree angled four bolt flange pattern with variety of different outlets to meet any requirement.

Polyurethane V type gasket

Overall height 18”

Part Number	Description	List Price
818B	Body Only	
818-300A	Outlet AF-300	
818-400A	Outlet AF-400	
818-300CP	Outlet AF-300CP	
818-300BL	Outlet BF-300SL	
818-400BL	Outlet BF-400SL	
818-300B	Outlet BF-300	
818-400B	Outlet BF-400	
REPAIR PART		
818FG	Flat Fiber Gasket	
818G	V Type Gasket Polyurethane	

INLET/OUTLET: Options

SEE PAGE 28

Swivel Vapor Recovery Adapter - Dual Point

Poppet Assembly Is Integrated With Swivel Top Section

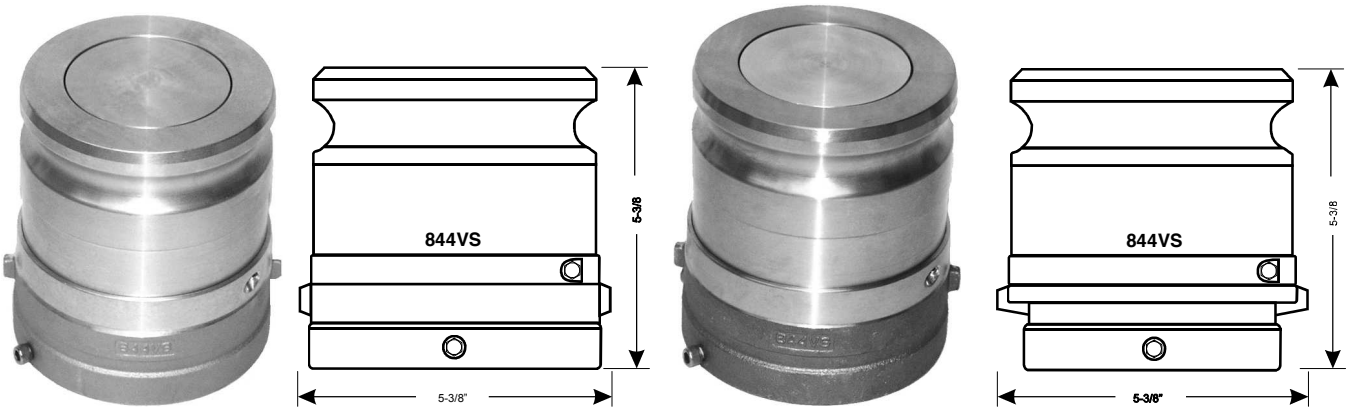

ALUMINUM			BRASS		
Size	Part Number	List Price	Size	Part Number	List Price
4" X 3"	843VSA		4" X 3"	843VSB	
4" X 4"	844VSA		4" X 4"	844VSB	

Features:

Lower profile design reduces the need to adjust the riser pipe and spill bucket. The swivel top section that rotates 360° with product or vapor elbow movement while the swivel bottom section remains securely sealed to riser pipe. Viton gasket and teflon-silicone o-ring seals provide compatibility with all current fuels and fuel additives, including the proposed ethanol additive. No lubrication required, complete with stainless steel socket screws. Female thread available with 3" and 4" NPSH to meet all riser pipe requirements.

Vapor Recovery Adapter Poppet Dual Point

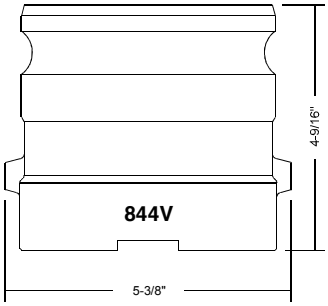

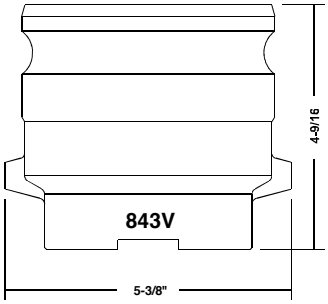

FEMALE THREAD AVAILABLE IN 3" AND 4"

ALUMINUM			BRASS		
Size	Part Number	List Price	Size	Part Number	List Price
4" X 3"	843VA		4" X 3"	843VB	
4" X 4"	844VA		4" X 4"	844VB	

FEATURES:

Low profile design overall height 4-9/16".

Models incorporate dual notches in the base to accept locking clamp.

Poppeted adapter with stainless spring and stem for corrosion resistance.

Dust Cap's

ORANGE

*

*

Safety chain can be purchased separately.

NOT FOR PRESSURE APPLICATIONS

GRAY



*

FEATURES

Orange Color Coding

Ny-glass lockable pull out handle with stainless steel arms.

Can be locked from either side of handle.

Ability to add safety chains to cap from either side.

One hand operation to open or close.

FEATURES

Gray Color Coding

Ny-glass lockable pull-out handle with stainless steel arms.

Can be locked from either side of handle.

Ability to add safety chains to cap from either side.

One hand operation to open or close.

Lockable 4" Dust Cap for Vapor Recovery		
Size	Part Number	List Price
4"	840 DC	

Lockable 4" Dust Cap for Fill Adapter's		
Size	Part Number	List Price
4"	940 DC	

Replacement Gasket for Dust Cap"s		
Size	Part Number	List Price
4"	G-940DC	

Wrench

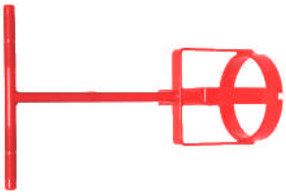

Wrench For Fill Adapters		
Size	Part Number	List Price
16-1/2 x 10 "	WT-890	

918 Product Elbow Dual Point " D " Handle

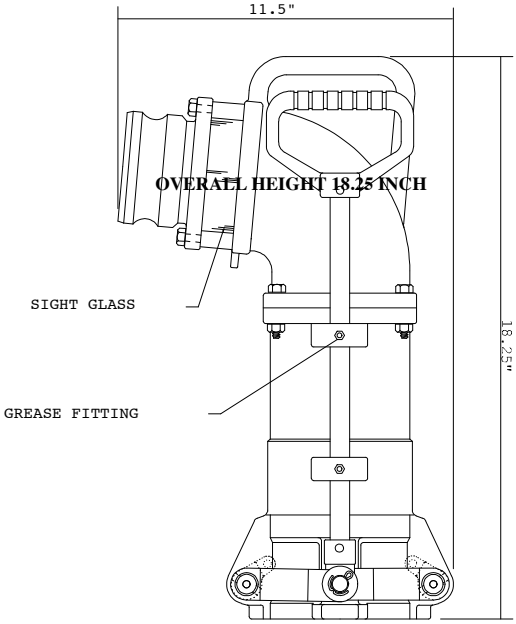

INLET/OUTLET: Options
SEE PAGE 30

FEATURES:

Heavy duty aluminum alloy construction, center of gravity at handle, easy to operate.

Push to couple, pull to release. Unique locking action that insure positive connection and uniform seal compression.

360 degree round sight glass window on top.

5 degree angled four bolt flange pattern with variety of different inlets to meet any requirement.

OVERALL HEIGHT: 18.25”
WEIGHT: 14.5LB

Part Number	Description	List Price
918 B	Body Only	
918-300AS	Inlet AF-300 W/ Sight Glass	
918-400AS	Inlet AF-400 W/ Sight Glass	
918-300BS	Inlet BF-300 W/ Sight Glass	
918-400BS	Inlet BF-400 W/ Sight Glass	
918-300BLS	Inlet BF-300sl W/ Sight Glass	
918-400BLS	Inlet BF-400sl W/ Sight Glass	
918-300MS	Inlet MTF-300 W/ Sight Glass	
918-400MS	Inlet MTF-400 W/ Sight Glass	
918-300FS	Inlet FTF-300 W/ Sight Glass	
918-400FS	Inlet FTF-400 W/ Sight Glass	
918-300A	Inlet AF-300 W/O Sight Glass	
918-400A	Inlet AF-400 W/O Sight Glass	
REPAIR PART		
901G	Gasket Connect Fill Adapter	
919G-V	Gasket Connect Fill Adapter Viton*	
918SGK	Sight Glass Kit	
918NSK	No Sight Glass Kit	

*Tetrafluorethylene Resin by DuPont viton & teflon are regestered names.

Fill Adapter Top Seal Dual Point

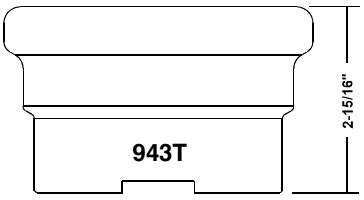

FEMALE THREAD AVAILABLE, 3” AND 4”

ALUMINUM			BRASS		
Size	Part Number	List Price	Size	Part Number	List Price
4" X 3"	943TA		4" X 3"	943TB	
4" X 4"	944TA		4" X 4"	944TB	
4" X 3"	943TEA		4" X 3"	943TEB	
4" X 4"	944TEA		4" X 4"	944TEB	

FEATURES:

Integral internal wrenching lugs.

Models incorporate dual notches in the base to accept locking clamp.

Manufactured from durable materials as aluminum alloy and brass.

Series 944TE and 943TE are similar to 944T, 943T except without internal lugs

Standard overall height 2-15/16”.

REPAIR PARTS FOR 919 & 918 PRODUCT ELBOWS

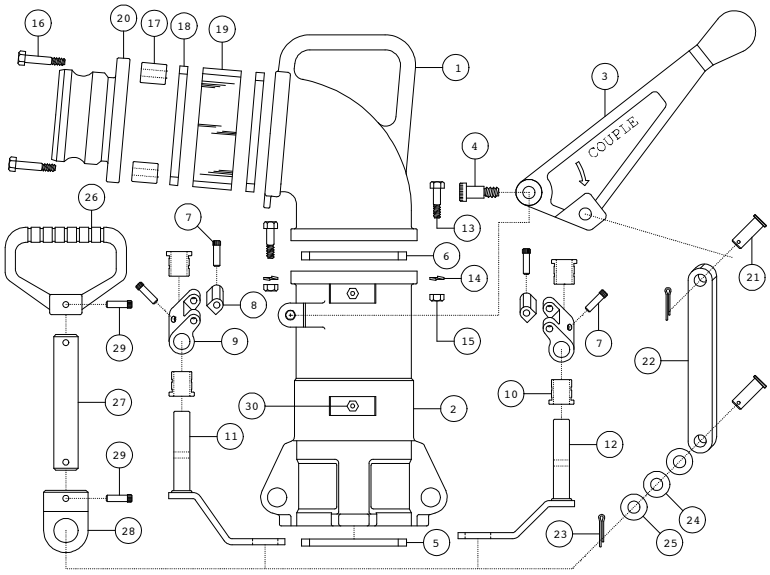

REF. NO.	DESCRIPTION	MATERIAL	PART NO.	QTY.	LIST PRICE
1	Upper Body	Aluminum	29090	1	
2	Lower Body	Aluminum	29019	1	
3	Handle	Aluminum	29193	1	
4	Shoulder screw	Steel Black	11210	1	
5	Gasket Fill Adapter	Buna-N	901G	1	
	Gasket Fill Adapter	Viton	901G-V	option	
6	Gasket Connect	Buna-N	902G	1	
7	Pin	Stainless	76325	4	
8	Cam	Stainless	79008	2	
9	Cam Arm	Stainless	79009	2	
10	Sleeve	Brass	31620	4	
11	Left Linkage Arm	Stainless	92211	1	
12	Right Linkage Arm	Stainless	92212	1	
13	Bolt	Stainless	77938	4	
14	Spring Washer	Stainless	77902	4	
15	Hex Nut	Stainless	77906	4	
16	Bolt	Stainless	77954	4	
17	Space Holder	Aluminum	21925	4	
18	Gasket	Buna-N	903G	2	
19	Sight Glass	Acrylic	900SG	1	
20	Inlet Adapter-3A	Aluminum	AF-300AL	1	
	Inlet Adapter-4A	Aluminum	AF-400Al	option	
	Inlet Coupler-3B	Aluminum	BF-300AL	option	
	Inlet Coupler-4B	Aluminum	BF-400AL	option	
	Inlet Male Thread-3" NPT	Aluminum	MTF300AL	option	
	Inlet Male Thread-4" NPT	Aluminum	MTF400Al	option	
21	Clevis Pin	Stainless	71232	2	
22	Flat Linkage	Stainless	791911	1	
23	Cotter Pin	Stainless	72520	2	
24	Waved Washer	Stainless	71204	1	
25	Flat Washer	Stainless	71203	2	
26	"D" Handle	Aluminum	291802	1	
27	Rod	Steele Nickle	191803	1	
28	Connector	Stainless	791804	1	
29	Pin	Stainless	76332	2	
30	Grease Fitting	Brass Nickle	30505	2	
31	Sight Glass Repair Kit	Includes 16,17,18,19	918SGK	1	

919 Product Elbow - Dual Point

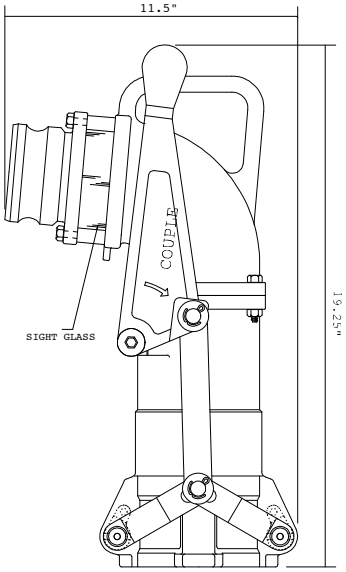

FEATURES:

Heavy duty aluminum alloy construction.

Center of gravity at handle, easy to operate.

Unique locking action that insure positive connection and uniform seal compression at fill adapter.

360 degree round sight glass window on top.

5 degree angled four bolt flange pattern with variety of different inlets to meet any requirement.

OVERALL HEIGHT 19.25 INCH

Part Number	Description	List Price
919B	Body Only	
919-300AS	Inlet AF-300 W/ Sight Glass	
919-400AS	Inlet AF-400 W/ Sight Glass	
919-300BS	Inlet BF-300 W/ Sight Glass	
919-400BS	Inlet BF-400 W/ Sight Glass	
919-300BLS	Inlet BF-300sl W/ Sight Glass	
919-400BLS	Inlet BF-400sl W/ Sight Glass	
919-300MS	Inlet MTF-300 W/ Sight Glass	
919-400MS	Inlet MTF-400 W/ Sight Glass	
919-300FS	Inlet FTF-300 W/ Sight Glass	
919-400FS	Inlet FTF-400 W/ Sight Glass	
919-300A	Inlet AF-300 W/O Sight Glass	
919-400A	Inlet AF-400 W/O Sight Glass	
REPAIR PART		
901G	Gasket to Connect Fill Adapter	
919G-V	Gasket to Connect Fill Adapter Viton*	
918SGK	Sight Glass Kit	
918NSK	No Sight Glass Kit	

*VITON is a registered trademark of DuPont Dow Elastomer

Swivel Fill Adapter - Top Seal Dual Point

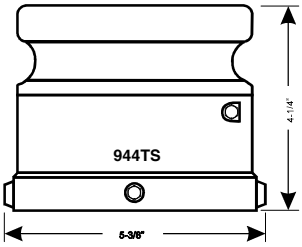

Extension Kit For 919 Elbow



ALUMINUM			BRASS			Extension Kit Aluminum		
Size	Part Number	List Price	Size	Part Number	List Price	Size	Part Number	List Price
4" X 3"	943TSA		4" X 3"	943TSB		5" X 5" X 3"	919EK	
4" X 4"	944TSA		4" X 4"	944TSB				

918CP Product Elbow Dual Point " D " Handle

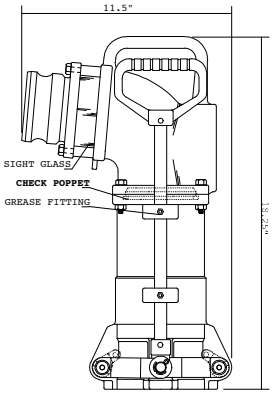

FEATURES:

Heavy duty aluminum alloy construction.

Center of gravity at handle, easy to operate. Push to couple, pull to release.

Check poppet opens automatically when elbow is connected to fill adapter and close automatically when elbow is disconnected. Spillage of product is avoided when lifted from adapter.

Unique locking action that insure positive connection and uniform seal compression.

360 degree round sight glass window on top.

5 degree angled four bolt flange pattern with a variety of different inlets to meet any requirement.

OVERALL HEIGHT 18.25 INCH WITH CHECK POPPET

Part Number	Description	List Price
918CP	BODY Only	
918CP-300AS	Inlet AF-300 W/ Sight Glass	
918CP-400AS	Inlet AF-400 W/ Sight Glass	
918CP-300BLS	Inlet BF-300sl W/ Sight Glass	
918CP-400BLS	Inlet BF-400sl W/ Sight Glass	
918CP-300MS	Inlet MTF-300 W/ Sight Glass	
918CP-400MS	Inlet MTF-400 W/ Sight Glass	
REPAIR PART SAME AS 918		
919CPG	Gasket For Poppet	
919CPG-V	Gasket For Poppet Viton*	

*VITON is a registered trademark of DuPont Dow Elastomer

919CP Product Elbow W/ Check Poppet Dual Point

OVERALL HEIGHT 19.25 INCH

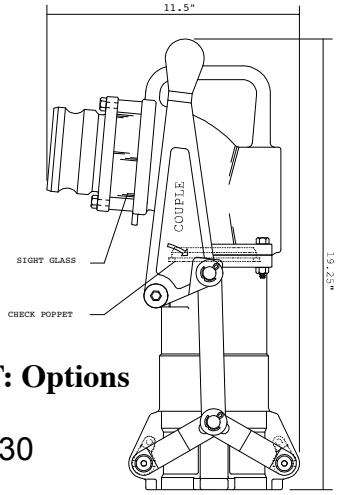

INLET/OUTLET: Options

SEE PAGE 30

FEATURES:

Heavy duty aluminum construction with check poppet.

The center of gravity is at the handle for ease of operation.

Check poppet opens automatically when elbow is connected to fill adapter and close automatically when elbow is removed from adapter, this will prevent spillage while in use.

Unique locking action that insure positive connection and uniform seal compression at fill adapter.

360 degree round sight glass window on top.

5 degree angled four bolt flange pattern w/ variety of different inlets to meet any requirement.

OVERALL HEIGHT: 19.25"
WEIGHT: 17.5LB

Part Number	Description	List Price
919CP	Body Only	
919CP-300AS	Inlet AF-300 W/ Sight Glass	
919CP-400AS	Inlet AF-400 W/ Sight Glass	
919CP-300BS	Inlet BF-300 W/ Sight Glass	
919CP-400BS	Inlet BF-400 W/ Sight Glass	
919CP-300BLS	Inlet BF-300sl W/ Sight Glass	
919CP-400BLS	Inlet BF-400sl W/ Sight Glass	
919CP-300MS	Inlet MTF-300 W/ Sight Glass	
919CP-400MS	Inlet MTF-400 W/ Sight Glass	
919CP-300FS	Inlet FTF-300 W/ Sight Glass	
919CP-400FS	Inlet FTF-400 W/ Sight Glass	
919CP-300A	Inlet AF-300 W/O Sight Glass	
919CP-400A	Inlet AF-400 W/O Sight Glass	
919CP-300BL	Inlet BF-300sl W/O Sight Glass	
919CP-400BL	Inlet BF-400sl W/O Sight Glass	
919CP-300M	Inlet MTF-300 W/O Sight Glass	
919CP-400M	Inlet MTF-400 W/O Sight Glass	
919CP-300F	Inlet FTF-300 W/O Sight Glass	
919CP-400F	Inlet FTF-400 W/O Sight Glass	

Coaxial Elbow - Single Point

922 OVERALL HEIGHT 22.4 INCH
926 OVERALL HEIGHT 26 INCH

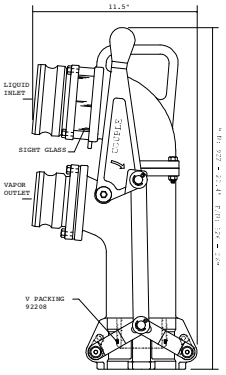

FEATURES:

Heavy duty aluminum alloy construction.

Center of gravity at handle for easy operation.

Unique locking action that insure positive connection and uniform seal compression at fill adapter.

Product port (liquid inlet) on top and vapor port on bottom to eliminate vapor interference when draining product.

360 degree round sight glass on top for easy monitoring.

5 degree angled four bolt flange pattern with variety of different inlets and outlets to meet any requirement.

Coaxial elbows meet stage 1 & 2 vapor recovery standards.

Part Number	Description Inlet Liquid	Outlet Vapor	List Price
922 B	Body		
922-4AS-3A	AF-400 W/sight Glass	AF-300	
922-4AS-3ACP	AF-400 W/sight Glass	AF-300CP	
922-4A-3A	AF-400 W/O Sight Glass	AF-300	
922-3AS-3A	AF-300 W/sight Glass	AF-300	
922-3AS-3ACP	AF-300 W/sight Glass	AF-300CP	
922-3A-3A	AF-300 W/O Sight Glass	AF-300	
922-4BLS-3A	BF-400sl W/sight Glass	AF-300	
922-4BLS-3ACP	BF-400sl W/sight Glass	AF-300CP	
922-4BL-3A	BF-400sl W/O Sight Glass	AF-300	
922-4BS-3A	BF-400 W/sight Glass	AF-300	
922-4MTS-3A	MtF-400 W/sight Glass	AF-300	
922-4MT-3MT	MtF-400 W/O Sight Glass	MTF-300	
922-4FTS-3A	FtF-400 W/sight Glass	AF-300	
922-4FT-3MT	FtF-400 W/O Sight Glass	MTF-300	
Part Number	**Description Inlet Liquid**	**Outlet Vapor**	
926 B	Body		
926-4AS-3A	AF-400 W/sight Glass	AF-300	
926-4AS-3ACP	AF-400 W/sight Glass	AF-300CP	
926-4A-3A	AF-400 W/O Sight Glass	AF-300	
926-3AS-3A	AF-300 W/sight Glass	AF-300	
926-3AS-3ACP	AF-300 W/sight Glass	AF-300CP	
926-3A-3A	AF-300 W/O Sight Glass	AF-300	
926-4BLS-3A	BF-400sl W/sight Glass	AF-300	
926-4BLS-3ACP	BF-400sl W/sight Glass	AF-300CP	
926-4BL-3A	BF-400sl W/O Sight Glass	AF-300	
926-4BS-3A	BF-400 W/sight Glass	AF-300	
926-4MTS-3A	MTF-400 W/sight Glass	AF-300	
926-4MT-3MT	MTF-400 W/O Sight Glass	MTF-300	
926-4FTS-3A	FTF-400 W/sight Glass	AF-300	
926-4FT-3MT	FTF-400 W/O Sight Glass	MTF-300	
Repair Parts	**Description**		
92208	V Packing Buna-n (Standard)		
92208V	V Packing *Viton		
901G	Gasket Connect Fill Adapter		
818G	Flat Fiber Gasket For Vapor Only		
918SGK	Sight Glass Kit (Bolt, Sight Glass, Gasket)		
919NSK	Bolt & Gasket For Inlet W/Out Sight Glass		

*VITON is a registered trademark of DuPont Dow Elastomer

Coaxial Adapter Single Point

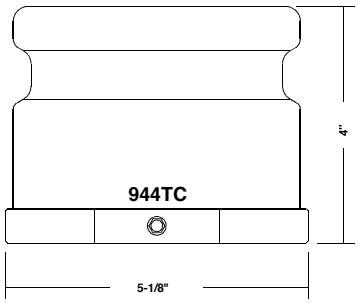

FEATURES:

Standard overall height 4".

944TC coaxial vapor recovery adapter is designed to mate with a coaxial delivery elbow.

Interchangeable with 633TC.

Manufactured from durable materials as aluminum and bronze. Stainless steel set screw.

Material	Part Number	List Price
ALUMINUM	944TCA	
BRONZE	944TCB	

Adapters and Couplers for Products and Vapor Elbows

CHECK POPPET
AF-300CP

ADAPTER STRAIGHT
AF-300

ADAPTER OFFSET
AF-301

ADAPTER STRAIGHT
AF-400

COUPLER
BF-300
(400)

COUPLER WITH
SELF LOCKING HANDLES
BF-300SK
(400)

MALE THREAD
MTF-300
(400)

FEMALE THREAD
FTF-300
(400)

Part Number	Description	List Price
AF-200	2" Male Adapter Straight	
AF-300CP	3" Check Poppet Valve	
AF-300	3" Male Adapter Straight	
AF-301	3" Male Adapter Off-Set	
AF-400	4" Male Adapter Straight	
BF-300	3" Female Coupler	
BF-400	4" Female Coupler	
BF-300SK	3" Female Coupler W/ Self Locking SS Handle	
BF-400SK	4" Female Coupler W/ Self Locking SS Handle	
MTF-300	3" Male Threaded	
MTF-400	4" Male Threaded	
FTF-300	3" Female Threaded	
FTF-400	4" Female Threaded	

960P Emergency Internal Valve - Pneumatic 90° Elbow

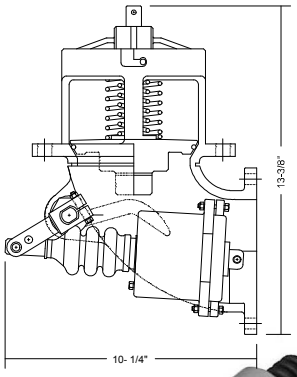

FEATURES:
Highest flow rate with tapered seat contains super Viton seal. Outlet available in flange or Victaulic. Heat treated aluminum alloy with stainless steel trim. Vertical cam lift to allow easy valve operation. Double stainless steel springs and shaft with Teflon packing provides secure and tight seal. Shear groove meets DOT-406 requirements. Bayonet bonnet and cage assembly provides easy access to internal components for maintenance. Stainless steel lever and external pneumatic cylinder with 1/4"npt female thread for air line connection and brass fusible plug to meet DOT-406 requirements.

Sizes: 3" & 4"
Standard Seal: Super Viton encapsulated .
Weight: 13 lbs



962F-400P

Part Number	Description	List Price
962F-400P	4" Pneumatic Viton Seal TTMA Flange	
962V-400P	4" Pneumatic Viton Seal Victaulic	

960M Emergency Internal Valve - Mechanical 90° Elbow

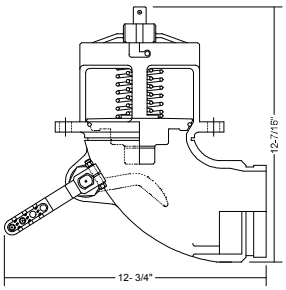

Features:
Highest flow rate with tapered seat contains super Viton seal. Outlet available in flange or Victaulic. Heat treated aluminum alloy with stainless steel trim. Vertical cam lift to allow easy valve operation. Double stainless steel springs and shaft with Teflon packing provides secure and tight seal. Shear groove meets DOT-406 requirements. Bayonet bonnet and cage assembly provides easy access to internal components for maintenance. Stainless steel lever with u bolt and nut with fusible plate to meet DOT-406 requirements.

Sizes: 3" and 4"
Standard seal: Super Viton,
Weight: 10 lbs



962V-400M

Part Number	Description	List Price
962F-400M	4" Mechanical Viton Seal Flange	
962V-400M	4" Mechanical Viton Seal Victaulic	

*Tetrafluorethylene Resin by DuPont viton & teflon are regestered names.

Spare Parts For Emergency Internal Valve

Part Number	Description	List Price
ACK-9604	Pneumatic Air Cylinder Kit For 4" Valve	
ACK-9603	Pneumatic Air Cylinder Kit For 3" Valve	
RK-9624V	Viton O-Ring Seal For 4" Valve Tapered Seat	
RK-9623V	Viton O-Ring Seal For 3" Valve Tapered Seat	
RK-9634T	Teflon Encap Silicone O-Ring For 4" Valve Tapered Seat	
RK-9633T	Teflon Encap Silicone O-Ring For 3" Valve Tapered Seat	

Seal Fast Dry - Disconnect Coupling

Not to be used as a shut off valve.
Coupler with self-locking handles
Working pressure:
1-1/2" and 2" at 150 psi
3" at 125 psi

Adapter X Female NPT			VITON	
Size	Aluminum / Viton*		StainlessSteel / Viton*	
1-1/2	622A-150		672A-150	
2	622A-200		672A-200	
3	622A-300		672A-300	

Adapter X Female NPT			TEFLON	
Size	Aluminum / Teflon*		StainlessSteel / Teflon*	
1-1/2	623A-150		673A-150	
2	623A-200		673A-200	
3	623A-300		673A-300	

Coupler X Female NPT			VITON	
Size	Aluminum / Viton*		StainlessSteel / Viton*	
1-1/2	762D-150		772D-150	
2	762D-200		772D-200	
3	762D-300		772D-300	

Coupler X Female NPT			TEFLON	
Size	Aluminum / Teflon*		StainlessSteel / Teflon*	
1-1/2	763D-150		773D-150	
2	763D-200		773D-200	
3	763D-300		773D-300	

Repair Kits **			VITON	
Size	Adaptor / Viton*		Coupler / Viton*	
1-1/2	RK 150AV		RK 150DV	
2	RK 200AV		RK 200DV	
3	RK 300AV		RK 300DV	

Repair Kits **			TEFLON	
Size	Adaptor / Teflon*		Coupler / Teflon*	
1-1/2	RK 150AT		RK 150DT	
2	RK 200AT		RK 200DT	
3	RK 300AT		RK 300DT	

*Viton & Teflon are registered trademarks of DuPont Dow Elastomers.

Size Considerations		
Line Size	Dry - Disconnect Adapter or Coupler	Cam & Groove Adapter or Coupler
1-1/2	1-1/2	2
2	2	2-1/2
3	3	4

**S.F.I. Can not be held responsible for the integrity of field rebuilt products. It is strongly recommended that the procedures outlined in the instructions, supplied with the part, be followed and the part be leak tested before placing it back in service. Instructions also on request.

Safety Clip With Chain

Description	Part Number	List Price
Steel 6“ Security Chain w/Safety Clip	SC 600	
Stainless 6“ Security Chain w/Safety Clip (Dry Disconnect)	SC 600SS	

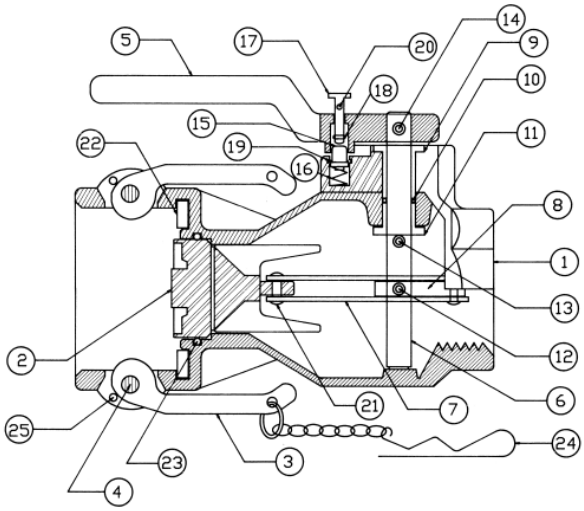

COUPLER PART NUMBERS

KEY	DESCRIPTION	MATERIAL	QTY.	1-1/2" COUPLER	2" COUPLER	3" COUPLER
1	BODY	ALUMINUM A356/T6	1	71501AL	72001AL	73001AL
		STAINLESS STEEL		71501SS	72001SS	73001SS
2	POPPET	ALUMINUM A356/T6	1	71502AL	72002AL	73002AL
		STAINLESS STEEL		71502SS	72002SS	73002SS
3	CAM ARM	STAINLESS STEEL	2	H200SK	H200SK	H300SK
4	CAM PIN	STAINLESS STEEL	2	P200SS	P200SS	P300SS
*5	HANDLE	ALUMINUM A356/T6	1	H1205ST	H1205ST	H3405ST
		STAINLESS STEEL		H1205SS	H1205SS	H3405SS
*6	SHAFT	STAINLESS STEEL	1	71206	71206	73006
*7	LINK	STAINLESS STEEL	2	71507	72007	73007
8	CAM	STAINLESS STEEL	1	71508	72008	73008
9	BUSHING	STAINLESS STEEL	1	71209	71209	73009
*10	0-RING	VITON		R1210V	R1210V	R3010V
		TEFLON ENCAP. SILICONE		R1210T	R1210T	R3010T
11	RETAINER	STAINLESS STEEL	1	71211	71211	73411
*12	ROLL PIN	STAINLESS STEEL	1	P4022	P4022	P6032
*13	ROLL PIN	STAINLESS STEEL	1	P4022	P4022	P6032
14	PIN	STAINLESS STEEL	1	P4627	P4627	P4636
**15	STUD	STAINLESS STEEL	1	71215	71215	73015
**16	SPRING	STAINLESS STEEL	1	71216	71216	73016
17	BUTTON	STAINLESS STEEL	1	71217	71217	73017
18	C-RING	STAINLESS STEEL	1	71218	71218	73018
**19	C-RING	STAINLESS STEEL	1	71219	71219	73019
20	BUTTON HOLE		1			
21	RIVET	STAINLESS STEEL	2	P4719	P4719	P6025
*22	GASKET	VITON		200VI	250VI	400VI
		TEFLON ENCAP. SILICONE		200TFCAP	250TFCAP	400TFCAP
*23	0-RING	VITON		R1523V	R2023V	R3023V
		TEFLON ENCAP. SILICONE		R1523T	R2023T	R3023T
24	SAFETY PIN	STEEL PLATED	1	C1224ST	C1224ST	C3024ST
	& CHAIN	STAINLESS STEEL		C1224SS	C1224SS	C3024SS
25	SAFETY PIN	HOLE	2			

* REPAIR KIT: (All Coupler repair kits include a punch)

**LOCK REPAIR KIT: Part# RK1000 - 1-1/2” & 2” and Part# RK1001 - 3” includes Stud, Spring and C-Ring

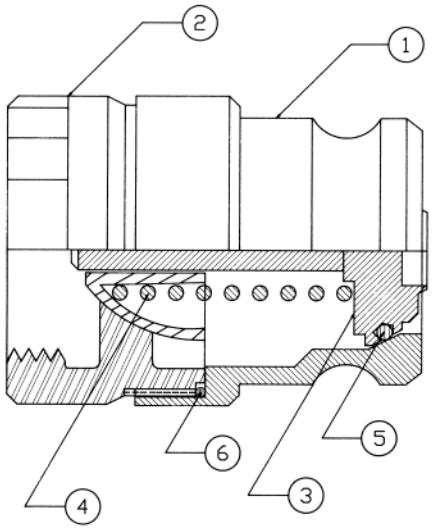

KEY	DESCRIPTION	MATERIAL	QTY.	1-1/2" ADAPTOR	2" ADAPTOR	3" ADAPTOR
1	ADAPTER	ALUMINUM A356/T6	1	61501AL	62001AL	63001AL
		STAINLESS STEEL		61501SS	62001SS	63001SS
2	PIPE END	ALUMINUM A356/T6	1	61502AL	62002AL	63002AL
		STAINLESS STEEL		61502SS	62002SS	63002SS
3	DISC ASSY.	ALUMINUM A356/T6	1	61503AL	62003AL	63003AL
		STAINLESS STEEL		61503SS	62003SS	63003SS
4	SPRING	SPRING STEEL	1	61504ST	62004ST	63004ST
		STAINLESS STEEL		61504SS	62004SS	63004SS
*5	O-RING	VITON	1	R1505V	R2005V	R3005V
		TEFLON ENCAP. SILICONE		R1505T	R2005T	R3005T
*6	O-RING	VITON	1	R1506V	R2006V	R3006V
		TEFLON ENCAP. SILICONE		R1506T	R2006T	R3006T

* RECOMMENDED REPAIR KIT

SEAL FAST DRY- DISCONNECT COUPLING - PRODUCT NO. (ASSEMBLY)

SIZE MATERIAL/SEAL	1-1/2" ADAPTER	1-1/2" COUPLER	2" ADAPTER	2" COUPLER	3" ADAPTER	3" COUPLER
ALUMINUM/VITON	622A-150	762D-150	622A-200	762D-200	622A-300	762D-300
ALUMINUM/TEFLON	623A-150	763D-150	623A-200	763D-200	623A-300	762D-300
STAINLESS/VITON	672A-150	772D-150	672A-200	772D-200	672A-300	772D-300
STAINLESS/TEFLON	673A-150	773D-150	673A-200	773D-200	673A-300	773D-300
* MARKS COMPONENTS OF REPAIR KIT						
VITON	RK-150AV	RK-150DV	RK-200AV	RK-200DV	RK-300AV	RK-300DV
TEFLON	RK-150AT	RK-150DT	RK-200AT	RK-200DT	RK-300AT	RK-300DT

Reducing Adapters And Caps (BSP, NPT, NPSH)

Hydrant Adapter

Hard Coat Aluminum

Part Number	Description	List Price
HA 150AL	1-1/2 Adapter X 1-1/2 NST	
HA 250AL	2-1/2 Adapter X 2-1/2 NST	

Stainless Steel BSP Adapter

316 Stainless Steel

Part Number	Description	List Price
300A SSBSP	3" Female BSP X 3" Male Adapter	

Stainless Steel Reducer

316 Stainless Steel

*Teflon Gasket Standard

Part Number	Description	List Price
3020N	3" Female NPSM x 2" Male NPT	

Stainless Steel Reducer w/ BSP Threads

316 Stainless Steel

Part Number	Description	List Price
3020BN	3" Female BSP X 2" Male NPT Stainless	
3030BN	3" Female BSP X 3" Male NPT Stainless	

Aluminum Reducer w/ BSP Threads

3020ALBN	3" Female BSP X 2" Male NPT Aluminum	
3030ALBN	3" Female BSP X 3" Male NPT Aluminum	

Stainless Steel Pipe Cap

316 Stainless Steel

Part Number	Description	List Price
PC 300SS	3" Female NPSH Pipe Cap	
PC 300SSBSP	3" Stainless Cap w/BSP Thread	
300TG	3" Gasket for above	
HC 300SS	Pipe Cap Hook	

Fusible Pipe Cap

316 Stainless Steel

Part Number	Description	List Price
FC 300SS	3" Female NPSM Fusible Pipe Cap	
Part Number	**Description**	**List Price**
300TG	3" Gasket for above	

BSP = British Standard Pipe Threads

Security Chains with "S" Hooks

Security chains with two "S" hooks can be used for attaching Dust Plugs and Dust Caps to valves, faucets, or other equipment. Standard chain length is 6" for coupling sizes 3/4" through 2-1/2", 12" for sizes 3" and above.

Description	Part Number	List Price
6" Brass Chain with S-Hook	**CH 600BR**	
12" Brass Chain with S-Hook	**CH 1200BR**	
6" Stainless Chain with S-Hook	**CH 600SS**	
12" Stainless Chain with S-Hook	**CH 1200SS**	

Universal Safety Accessories

Suggested for use with all Universal Crowfeet and Sandblast Couplings.

Description	Part Number	Pkg. Qty.	List Price
Safety Clip	**SPF 175**	100	
Safety Lanyard	**SPF 176**	100	

Safety Cable Hose to Hose

COMING SOON

Hose to Hose
Can be used in many applications such as Sandblast, Textile and Wire Air hose.

Part Number	Description	Hose Size	List Price
WC 1B	1/8" cable X 20" long	1/2" to 1-1/4"	
WC 3B	3/16" cable X 28" long	1/2" to 2"	
WC 2B	1/4" cable X 38" long	1-1/2" to 3"	
WC 4B	3/8" cable X 44" long	4"	
WC 2SS	1/4" X 38" long Stainless	1-1/2" to 3"	

Safety Cable Hose to Tool

COMING SOON

Hose to Tool

Part Number	Description	Hose Size	List Price
WCT 1B	1/8" cable X 20" long	**1/2" to 1-1/4"**	
WCT 3B	3/16 cable X 28" long	**½" to 2"**	
WCT 2B	1/4" cable X 38" long	**1-1/2" to 3"**	
WCT 4B	3/8" cable X 44" long	**4"**	

SAFETY CABLE

USE "SAFETY CABLE" TO HELP PREVENT ACCIDENTS OR INJURY RESULTING FROM HOSE OR COUPLING FAILURE.

A positive Safeguard for Air Hose Connections - Helps you Meet Today's Safety Standards These strong steel cables prevent hose whip in case of accidental separation of coupling or clamp device. "SAFETY CABLE" reaches across the hose fittings to provide standby safety for hose. Spring-loaded loops in the cable ends open easily to pass over the couplings for a firm grip on the hose. "SAFETY CABLE" should be installed in the extended position (no slack). Maximum Working Pressure: 200 psi for Air.

Stainless Hex Male Weld Nipples - 316 SS

Size	Part Number	List Price
1/8	FMR 0180B	
1/4	FMR 0250B	
3/8	FMR 0375B	
1/2	FMR 0500B	
3/4	FMR 0750B	
1	FMR 1000B	
1-1/4	FMR 1250B	
1-1/2	FMR 1500B	
2	FMR 2000B	

Schedule 40 T.O.E. Nipple - Stainless Steel

Size	304SS Part Number	List Price	316SS Part Number	List Price
1/4 x 2	T0252-04		T0252-16	
3/8 x 1-1/2	-		T03815-16	
3/8 x 2	T0382-04		T0382-16	
1/2 x 2	T0502-04		T0502-16	
3/4 x 2	T0752-04		T0752-16	
3/4 x 3	T0753-04		T0753-16	
1 x 2	T1002-04		T1002-16	
1 x 3	T1003-04		T1003-16	
1-1/2 x 2	-		T1502-16	
1-1/2 x 2-1/2	T15025-04		T15025-16	
1-1/2 x 3	T1503-04		T1503-16	
2 x 2	T2002-04		T2002-16	
2 x 2-1/2	T20025-04		T20025-16	
2 x 3	T2003-04		T2003-16	
2 x 4	T2004-04		T2004-16	
2 x 6	T2006-04		T2006-16	
3 x 3	T3003-04		T3003-16	
3 x 4	T3004-04		T3004-16	
4 x 4	T4004-04		T4004-16	

Hose Barb - Stainless Steel

1/2 to 1-1/4

316 Stainless

1-1/2 to 4

Supplied with collar.

Size	Stainless 316	List Price	Size	Stainless 316	List Price
1/2	HB 050SSI		2	HB 200SSI	
3/4	HB 075SSI		2-1/2	HB 250SSI	
1	HB 100SSI		3	HB 300SSI	
1-1/4	HB 125SSI		4	HB 400SSI	
1-1/2	HB 150SSI		6	HB 600SSI	

C

Sandblast Hose Couplings with screws

Hose Ends with Crowfoot

Aluminum & Brass

Hose Size	Hose O. D.		Part Number	Screws Supplied	Aluminum	Part Number	Screws Supplied	Brass
3/4	1-1/2	--	Q 1AL	4		Q 1BR	4	
1	1-7/8	--	Q 2AL	4		Q 2BR	4	
1-1/4	2-5/32	--	Q 3AL	8		Q 3BR	8	
1-1/2	2-3/8	--	Q 4AL	8		Q 4BR	8	

Hose End Nozzle Holder - NPSH Thread

Aluminum & Brass

Hose Size	Hose O. D.	Pipe Thd.	Part Number	Screws Supplied	Aluminum	Part Number	Screws Supplied	Brass
3/4	1-1/2	1-1/4	HE 1AL	4		HE 1BR	4	
1	1-7/8	1-1/4	HE 2AL	4		HE 2BR	4	
1-1/4	2-5/32	1-1/4	HE 3AL	4		HE 3BR	6	
1-1/2	2-3/8	1-1/4	HE 4AL	4		HE 4BR	8	

Adapters - Crowfoot x Female NPT Pipe Thread

Aluminum, Brass & Cast Iron

Pipe Thd.	Part Number	Aluminum	Part Number	Brass	Part Number	Cast Iron
1-1/4	SB 1AL		SB 1BR		SB 1CI	
1-1/2	SB 2AL		SB 2BR		SB 2CI	
			Gaskets - Fit All Sizes - 25 per Pkg.		QG	

Hose Ends with Crowfoot

Nyglass & Cast Iron

Hose Size	Hose O. D.		Part Number	Screws Supplied	Nyglass	Part Number	Screws Supplied	Cast Iron
3/4	1-1/2	--	Q 1NG	4		Q 1CI	4	
1	1-7/8	--	Q 2NG	4		Q 2CI	4	
1-1/4	2-5/32	--	Q 3NG	8		Q 3CI	8	
1-1/2	2-3/8	--	Q 4NG	8		Q 4CI	8	

Hose End Nozzle Holder - NPSH Thread

Nyglass & Cast Iron

Hose Size	Hose O. D.	Pipe Thd.	Part Number	Screws Supplied	Nyglass	Part Number	Screws Supplied	Cast Iron
3/4	1-1/2	1-1/4	HE 1NG	4		HE 1CI	4	
1	1-7/8	1-1/4	HE 2NG	4		HE 2CI	4	
1-1/4	2-5/32	1-1/4	HE 3NG	8		HE 3CI	8	
1-1/2	2-3/8	1-1/4	HE 4NG	8		HE 4CI	8	

QG

Gaskets and Screws for Sandblast Couplings

	Part Number	List Price
SBR Gaskets - Fit All Sizes - 25 per Pkg.	QG	
Phillips Head Screws 100 per Package 10 X 5/8 Zinc plated	SCREWS	

Bag Quantity 50 pieces

UCG4 SBR — UCG2 SBR — UCG2EP Red EPDM

Washer for Universal Crowfeet

Two Lug		Four Lug	
Part Number	List Price	Part Number	List Price
UCG2		UCG4	
UCG2EP			

Universal Crowfoot Couplings*

Hose End

Size	Zinc Plated Ductile Iron Part Number	List Price	Brass Part Number	List Price	Nyglass Part Number	List Price	Stainless Steel 316 Part Number	List Price
1/4	--		--		--		--	
3/8	SFH038		--		--		--	
1/2	SFH050		SFH050B		SFH050NY		SFH050SS	
3/4	SFH075		SFH075B		SFH075NY		SFH075SS	
1	SFH100		SFH100B		SFH100NY		SFH100SS	

Female N.P.T. Ends

Size	Zinc Plated Ductile Iron Part Number	List Price	Brass Part Number	List Price	Nyglass Part Number	List Price	Stainless Steel 316 Part Number	List Price
1/4	SFF025		--		--		--	
3/8	SFF038		--		--		--	
1/2	SFF050		SFF050B		SFF050NY		SFF050SS	
3/4	SFF075		SFF075B		SFF075NY		SFF075SS	
1	SFF100		SFF100B		SFF100NY		SFF100SS	

Male N.P.T. Ends

Size	Zinc Plated Ductile Iron Part Number	List Price	Brass Part Number	List Price	Nyglass Part Number	List Price	Stainless Steel 316 Part Number	List Price
1/4	SFM025		--		--		--	
3/8	SFM038		--		--		--	
1/2	SFM050		SFM050B		SFM050NY		SFM050SS	
3/4	SFM075		SFM075B		SFM075NY		SFM075SS	
1	SFM100		SFM100B		SFM100NY		SFM100SS	

Triple Connection

Triple Connection	
Part Number	List Price
SFTW00 Ductile Iron Zinc Plated	
SFTW00SS Stainless Steel	

Blankend

Blankend	
Part Number	List Price
SFBE00 Ductile Iron Zinc plated	
SFBE00SS Stainless Steel	

Universal Crowfoot Couplings With Ferrules



Size	Range OD	Part Number	List Price
1/2"	27/32 to 1-1/32	SFHF050	
3/4"	1-1/16 to 1-11/32	SFHF075	
1"	1-18/64 to 1-34/64	SFHF100-1	
1"	1-30/64 to 1-46/64	SFHF100	

*
Universal Crowfoot Couplings are rated to 110 psi and **not** recommended for steam service. Gaskets are S.B.R.

C

Four Lug Universal Hose Coupling

Cast Zinc Plated

Cast Zinc Plated

Size	Hose Ends		Female N.P.T. Ends	
	Part Number	List Price	Part Number	List Price
1-1/4	SFH125		SFF125	
1-1/2	SFH150		SFF150	
2	SFH200		SFF200	

Ground Joint Swivel Nut Coupling (Zinc Plated)

Provided with: Copper Seal

Provided with: Copper Seal

Size	Hose Stem w/Wing-Nut & Female Spud		Hose Stem Only		Swivel Nut		Female Spud Only - (N.P.T.)		Male Pipe Stem Only - (N.P.T.)	
	Part Number	List Price	Part Number	List Price	Part Number	List Price	Part Number	List Price	Part Number	List Price
1/2	SFGJ050		SFGJ050H		SFGJ050N		SFGJ050S		SFGJ050MS	
3/4	SFGJ075		SFGJ075H		SFGJ075N		SFGJ075S		SFGJ075MS	
1	SFGJ100		SFGJ100H		SFGJ100N		SFGJ100S		SFGJ100MS	
1-1/4	SFGJ125		SFGJ125H		SFGJ125N		SFGJ125S		SFGJ125MS	
1-1/2	SFGJ150		SFGJ150H		SFGJ150N		SFGJ150S		SFGJ150MS	
2	SFGJ200		SFGJ200H		SFGJ200N		SFGJ200S		SFGJ200MS	
2-1/2	SFGJ250		SFGJ250H		SFGJ250N		SFGJ250S		SFGJ250MS	
3	SFGJ300		SFGJ300H		SFGJ300N		SFGJ300S		SFGJ300MS	
4	SFGJ400		SFGJ400H		SFGJ400N		SFGJ400S		SFGJ400MS	

Provided with: Copper Seal

Provided with: Copper Seal

Size	Male Spud		Double Male Spud	
	Part Number	List Price	Part Number	List Price
3/4	SFGJ075M		SFGJ075MM	
1	SFGJ100M			

C

Combination Nipples for Straight End Hose

Combination Nipples are recommended for low pressure discharge and suction service for compatible liquids.
Not for compressible products such as Air and Nitrogen.

	Male N.P.T. Unplated		Male N.P.T. Zinc Plated		Male N.P.T. 304 Stainless	
Size	Part Number	List Price	Part Number	List Price	Part Number	List Price
1/2	SF050S		SF050SP		SF050SS	
3/4	SF075S		SF075SP		SF075SS	
1	SF100S		SF100SP		SF100SS	
1-1/4	SF125S		SF125SP		SF125SS	
1-1/2	SF150S		SF150SP		SF150SS	
2	SF200S		SF200SP		SF200SS	
2-1/2	SF250S		SF250SP		SF250SS	
3	SF300S		SF300SP		SF300SS	
4	SF400S		SF400SP		SF400SS	
5	SF500S		SF500SP		--	
6	SF600S		SF600SP		SF600SS	
8	SF800S		SF800SP		--	
10	SF1000S		SF1000SP		--	

Combination Nipples for Straight End Hose

	Male N.P.T. Brass		Male N.P.T. Aluminum		Male N.P.T. 316 Stainless	
Size	Part Number	List Price	Part Number	List Price	Part Number	List Price
1/2	SF050B		SF050A		SF050SS6	
3/4	SF075B		SF075A		SF075SS6	
1	SF100B		SF100A		SF100SS6	
1-1/4	SF125B		SF125A		SF125SS6	
1-1/2	SF150B		SF150A		SF150SS6	
2	SF200B		SF200A		SF200SS6	
2-1/2	SF250B		SF250A		SF250SS6	
3	SF300B		SF300A		SF300SS6	
4	SF400B		SF400A		SF400SS6	

C

Combination Nipples for Straight End Hose

	Grooved Steel Unplated		Blank End Steel		Poly Hose Barbs	
Size	Part Number	List Price	Part Number	List Price	Part Number	List Price
1/2	--		SF050SB		SF050PP	
3/4	SF075SG		SF075SB		SF075PP	
1	SF100SG		SF100SB		SF100PP	
1-1/4	SF125SG		SF125SB		SF125PP	
1-1/2	SF150SG		SF150SB		SF150PP	
2	SF200SG		SF200SB		SF200PP	
2-1/2	SF250SG		--		SF250PP	
3	SF300SG		SF300SB		SF300PP	
4	SF400SG		SF400SB		SF400PP	
5	SF500SG		SF500SB			
6	SF600SG		SF600SB			
8	SF800SG		SF800SB			
10						

Combination Nipples
Long Steel Shank Plated Nipples

SF125LSP

SF200LSP

Size	Plated Steel Long Shank	Hose Stem Length	Overall Length	List Price
1/2	--	--	--	
3/4	--	--	--	
1	--	--	--	
1-1/4	SF125LSP	3.75	8.37	
1-1/2	SF150LSP	3.75	8.37	
2	SF200LSP	5.00	8.00	
2-1/2	SF250LSP	5.00	8.00	
3	SF300LSP	4.72	8.37	
4	SF400LSP	4.72	8.37	
5	--	--	--	
6	--	--	--	
8	--	--	--	

Combination Nipples
Reducing and Increasing End Nipples

304 SS

Part Number	Hose Shank	Male NPT	List Price
SF075050SS	3/4	1/2	
SF075100SS	3/4	1	
SF100075SS	1	3/4	
SF100125SS	1	1-1/4	
SF125100SS	1-1/4	1	
SF125150SS	1-1/4	1-1/2	
SF150100SS	1-1/2	1	
SF150125SS	1-1/2	1-1/4	
SF150200SS	1-1/2	2	
SF200150SS	2	1-1/2	
SF250200SS	2-1/2	2	
SF200250SS	2	2-1/2	
SF300200SS	3	2	
SF200300SS	2	3	

C

Steel Thread Reducing Nipple

Size	Part Number	List Price
3/4" X ½"	SFRN075050S	
1" X 3/4"	SFRN100075S	
1-1/4" X 1"	SFRN125100S	
1-1/2" X 1-1/4"	SFRN150125S	
2" X 1-1/2"	SFRN200150S	
2-1/2" X 2"	SFRN250200S	
3" X 2-1/2"	SFRN300250S	
4" X 3"	SFRN400300S	

Plated Thread Reducing Nipple

Size	Part Number	List Price
3/4" X ½"	SFRN075050SP	
1" X 3/4"	SFRN100075SP	
1-1/4" X 1"	SFRN125100SP	
1-1/2" X 1-1/4"	SFRN150125SP	
2" X 1-1/2"	SFRN200150SP	
2-1/2" X 2"	SFRN250200SP	
3" X 2-1/2"	SFRN300250SP	
4" X 3"	SFRN400300SP	

Steel Hose Mender (Zinc plated)

Size	Part Number	List Price	Size	Part Number	List Price	Size	Part Number	List Price
1/4	SF025M		1	SF100M		3	SF300M	
3/8	SF038M		1-1/4	SF125M		4	SF400M	
1/2	SF050M		1-1/2	SF150M		5	SF500M	
5/8	SF058M		2	SF200M		6	SF600M	
3/4	SF075M		2-1/2	SF250M		8	SF800M	

Stainless Steel Hose Mender 304SS

Size	Part Number	List Price
½"	SF050MSS	
3/4"	SF075MSS	
1"	SF100MSS	
1-1/4"	SF125MSS	
1-1/2"	SF150MSS	
2"	SF200MSS	
2-1/2"	SF250MSS	
3"	SF300MSS	
4"	SF400MSS	
6"	SF600MSS	

C

Male Hose Nipples (Zinc Plated) Steel

COMING SOON

! New !

Male Hose Nipples 316 Stainless Steel

Male X Hose Thread X Barb	Part Number Zinc Plated	Part Number Stainless Steel	List Price
1/8 x 1/4	HN018025	HNSS018025	
1/4 x 1/4	HN025025	HNSS025025	
1/4 x 3/8	HN025038	HNSS025038	
1/4 x 1/2	HN025050	HNSS025050	
3/8 x 1/4	HN038025	HNSS038025	
3/8 x 3/8	HN038038	HNSS038038	
3/8 x 1/2	HN038050	HNSS038050	
1/2 x 3/8	HN050038	HNSS050038	
1/2 x 1/2	HN050050	HNSS050050	
1/2 x 3/4	HN050075	HNSS050075	
3/4 x 1/2	HN075050	HNSS075050	
3/4 x 3/4	HN075075	HNSS075075	
3/4 x 1	HN075100	HNSS075100	
1 x 1	HN100100	HNSS100100	

Long Shank Hose Coupling Steel With Hex Swivel Nuts

(Zinc Plated) (NPSH Threads)

Hose I.D. & Description	Part Number	List Price
½ Steel Long Shank	SLS050	
¾ Steel Long Shank	SLS075	
1 Steel Long Shank	SLS100	
1-1/4 Cast Iron Long Shank	SLS125C	
1-1/2 Cast Iron Long Shank	SLS150C	
2 Cast Iron Long Shank	SLS200C	

Brass Hose Mender



Part Number	Hose I. D.	List Price
HM-2	1/8	
HM-3	3/16	
HM-4	1/4	
HM-5	5/16	
HM-6	3/8	
HM-8	1/2	
HM-10	5/8	
HM-12	3/4	

Polypropylene Hose Mender

Size	Part Number	List Price
1/2	HM050	
3/4	HM075	
1	HM100	
1-1/4	HM125	
1-1/2	HM150	
2	HM200	
3	HM300	

Black Steel Nipples

1/2"

Part Number	Description	Box Quantity	List Price Each Steel
NB04001	1/2 X CLOSE	25	
NB04015	1/2 X 1-1/2	25	
NB04020	1/2 X 2	25	
NB04025	1/2 X 2-1/2	25	
NB04030	1/2 X 3	25	
NB04035	1/2 X 3-1/2	25	
NB04040	1/2 X 4	25	
NB04045	1/2 X 4-1/2	25	
NB04050	1/2 X 5	25	
NB04055	1/2 X 5-1/2	25	
NB04060	1/2 X 6	25	

3/4"

Part Number	Description	Box Quantity	List Price Each Steel
NB05001	3/4 X CLOSE	25	
NB05015	3/4 X 1-1/2	25	
NB05020	3/4 X 2	25	
NB05025	3/4 X 2-1/2	25	
NB05030	3/4 X 3	25	
NB05035	3/4 X 3-1/2	25	
NB05040	3/4 X 4	25	
NB05045	3/4 X 4-1/2	25	
NB05050	3/4 X 5	25	
NB05055	3/4 X 5-1/2	25	
NB05060	3/4 X 6	25	

1"

Part Number	Description	Box Quantity	List Price Each Steel
NB06001	1 X CLOSE	25	
NB06020	1 X 2	25	
NB06025	1 X 2-1/2	25	
NB06030	1 X 3	25	
NB06035	1 X 3-1/2	25	
NB06040	1 X 4	25	
NB06045	1 X 4-1/2	25	
NB06050	1 X 5	25	
NB06055	1 X 5-1/2	25	
NB06060	1 X 6	25	

1-1/4"

Part Number	Description	Box Quantity	List Price Each Steel
NB07001	1-1/4 X CLOSE	25	
NB07020	1-1/4 X 2	25	
NB07025	1-1/4 X 2-1/2	25	
NB07030	1-1/4 X 3	25	
NB07035	1-1/4 X 3-1/2	25	
NB07040	1-1/4 X 4	25	
NB07045	1-1/4 X 4-1/2	25	
NB07050	1-1/4 X 5	25	
NB07055	1-1/4 X 5-1/2	--	
NB07060	1-1/4 X 6	--	

1-1/2"

Part Number	Description	Box Quantity	List Price Each Steel
NB08001	1-1/2 X CLOSE	25	
NB08020	1-1/2 X 2	25	
NB08025	1-1/2 X 2-1/2	25	
NB08030	1-1/2 X 3	25	
NB08035	1-1/2 X 3-1/2	25	
NB08040	1-1/2 X 4	25	
NB08045	1-1/2 X 4-1/2	25	
NB08050	1-1/2 X 5	25	
NB08055	1-1/2 X 5-1/2	25	
NB08060	1-1/2 X 6	25	

2"

Part Number	Description	Box Quantity	List Price Each Steel
NB09001	2 X CLOSE	25	
NB09025	2 X 2-1/2	25	
NB09030	2 X 3	25	
NB09035	2 X 3-1/2	--	
NB09040	2 X 4	--	
NB09045	2 X 4-1/2	--	
NB09050	2 X 5	--	
NB09055	2 X 5-1/2	--	
NB09060	2 X 6	--	

C

Black Steel Nipples

3" ! New !

Part Number	Description	Box Quantity	List Price Each Steel
NB11001	3 X Close	10	
NB11040	3 X 4	10	
NB11060	3 X 6	10	

4" ! New !

Part Number	Description	Box Quantity	List Price Each Steel
NB12001	4 X CLOSE	10	
NB12040	4 X 4	10	
NB12060	4 X 6	10	

Galvanized Steel Nipples

1/2"

Part Number	Description	Box Quantity	List Price Each Steel
NG04001	1/2 X CLOSE	25	
NG04015	1/2 X 1-1/2	25	
NG04025	1/2 X 2-1/2	25	
NG04030	1/2 X 3	25	
NG04045	1/2 X 4-1/2	25	

3/4"

Part Number	Description	Box Quantity	List Price Each Steel
NG05001	3/4 X CLOSE	25	
NG05015	3/4 X 1-1/2	25	
NG05020	3/4 X 2	25	
NG05025	3/4 X 2-1/2	25	
NG05030	3/4 X 3	25	
NG05035	3/4 X 3-1/2	25	
NG05040	3/4 X 4	25	
NG05050	3/4 X 5	25	
NG05055	3/4 X 5-1/2	25	

1"

Part Number	Description	Box Quantity	List Price Each Steel
NG06020	1 X 2	25	
NG06030	1 X 3	25	
NG06040	1 X 4	25	
NG06055	1 X 5-1/2	25	

1-1/4"

Part Number	Description	Box Quantity	List Price Each Steel
NG07001	1-1/4 X CLOSE	25	

1-1/2"

Part Number	Description	Box Quantity	List Price Each Steel
NG08001	1-1/2 X CLOSE	25	
NG08025	1-1/2 X 2-1/2	25	
NG08050	1-1/2 X 5	25	

2"

Part Number	Description	Box Quantity	List Price Each Steel
NG09001	2 X CLOSE	25	
NG09025	2 X 2-1/2	25	
NG09030	2 X 3	25	
NG09045	2 X 4-1/2	--	

3" ! New !

Part Number	Description	Box Quantity	List Price Each Steel
NG11001	3 X Close	10	
NG11040	3 X 4	10	
NG11060	3 X 6	10	

4" ! New !

Part Number	Description	Box Quantity	List Price Each Steel
NG12001	4 X CLOSE	10	
NG12040	4 X 4	10	
NG12060	4 X 6	10	

C

Hose Barb - 316 SS

1/2 to 1 1/4

316 Stainless

1 1/2 to 4

Supplied with collar.

Size	Stainless 316 Investment cast		Size	Stainless 316 Investment Cast	
1/2	HB 050SSI		2	HB 200SSI	
3/4	HB 075SSI		2-1/2	HB 250SSI	
1	HB 100SSI		3	HB 300SSI	
1-1/4	HB 125SSI		4	HB 400SSI	
1-1/2	HB 150SSI		6	HB 600SSI	

Hose Barb (With Notched Collar)

316 Stainless

Size	Stainless 316 Investment cast	List Price
1-1/2	SFHN150SS	
2	SFHN200SS	
2-1/2	SFHN250SS	
3	SFHN300SS	
4	SFHN400SS	

Notched Ferrules 304SS

Part Number	Hose OD From/To	List Price
NF1501SS	1.937 - 2.187	
NF1502SS	2.062 - 2.344	
NF2001SS	2.469 - 2.687	
NF2002SS	2.656 - 2.844	
NF2501SS	3.062 - 3.250	
NF3001SS	3.469 - 3.719	
NF3002SS	3.734 - 3.844	
NF4001SS	4.625 - 4.734	

Heavy Duty Industrial Hose Stems

Use with Ferrules on page 50

Welded Steel

Hose I.D.	Working Press. psi	Stem ID	Stem Mean OD	Wt Lbs	Cut-off Factor	Male Pipe Part #	List Price	Weld Bevel Part #	List Price	Groove Stem Part #	List Price
1-1/2	800	1-1/4	1-1/2	1	2-5/8	HD150NPT		–		–	
2	800	1-3/4	2	1.5	3"	HD200NPT		HD200WB		HD200G	
2-1/2	800	2-3/16	2-1/2	3.0	3-3/8"	HD250NPT		HD250WB		HD250G	
3	800	2-9/16	3	3.6	4"	HD300NPT		HD300WB		HD300G	
4	500	3-5/8	4	6.5	4-1/2"	HD400NPT		HD400WB		HD400G	
5	500	4-5/8	5	11.5	5-1/2"	HD500NPT		HD500WB		HD500G	
6	500	5-1/2	6	17.0	5-5/8"	HD600NPT		HD600WB		HD600G	
8	300	7-1/2	8	26.0	6"	HD800NPT		HD800WB		HD800G	

Heavy Duty Industrial Hose Stems 304 SS

Use with Ferrules on page 50

Male Thread x Hose Shank.

304 Stainless Steel

Size	Part Number	Working psi	Stem ID	Stem OD	WT Lbs.	Cut Off Factor	List Price
1-1/2	HD150NPT SS	800	1-1/4	1-1/2	1	2-5/8	
2	HD200NPT SS	800	1-3/4	2	1.5	3	
2-1/2	HD250NPT SS	800	2-3/16	2-1/2	3	3-3/8	
3	HD300NPT SS	800	2-9/16	3	3.6	4	
4	HD400NPT SS	500	3-5/8	4	6.5	1-1/2	

Crimping Systems

C

Plated Steel Ferrules

Part Number	Hose Size	WALL THICKNESS	FERRULE LENGTH	FERRULE I.D.	List Price
F100-1PS	1	0.049	2-5/16	1-36/64	
F100-2PS	1	0.049	2-5/16	1-40/64	
F100-3PS	1	0.049	2-5/16	1-44/64	
F100-4PS	1	0.049	2-5/16	1-48/64	
F125-1PS	1-1/4	0.065	2-5/16	1-52/64	
F125-2PS	1-1/4	0.065	2-5/16	1-56/64	
F125-3PS	1-1/4	0.065	2-5/16	1-60/64	
F150-1PS	1-1/2	0.065	2-3/8	2-4/64	
F150-2PS	1-1/2	0.065	2-3/8	2-8/64	
F150-3PS	1-1/2	0.065	2-3/8	2-12/64	
F150-4PS	1-1/2	0.065	2-3/8	2-16/64	
F150-5PS	1-1/2	0.065	2-3/8	2-20/64	
F150-6PS	1-1/2	0.065	2-3/8	2-24/64	
F200-1PS	2	0.065	2-3/4	2-32/64	
F200-2PS	2	0.065	2-3/4	2-36/64	
F200-3PS	2	0.065	2-3/4	2-40/64	
F200-4PS	2	0.065	2-3/4	2-44/64	
F200-5PS	2	0.065	2-3/4	2-48/64	
F200-6PS	2	0.065	2-3/4	2-52/64	
F200-7PS	2	0.065	2-3/4	2-56/64	
F250-1PS	2-1/2	0.085	2-3/8	3-12/64	
F250-2PS	2-1/2	0.085	2-3/8	3-16/64	
F250-3PS	2-1/2	0.085	2-3/8	3-20/64	
F300-1PS	3	0.085	3-15/16	3-36/64	
F300-2PS	3	0.085	3-15/16	3-40/64	
F300-3PS	3	0.085	3-15/16	3-44/64	
F300-4PS	3	0.085	3-15/16	3-48/64	
F300-5PS	3	0.085	3-15/16	3-52/64	
F300-6PS	3	0.085	3-15/16	3-56/64	
F300-7PS	3	0.085	3-15/16	3-60/64	
F400-1PS	4	0.120	4-3/16	4-40/64	
F400-2PS	4	0.120	4-3/16	4-44/64	
F400-3PS	4	0.120	4-3/16	4-48/64	
F400-4PS	4	0.120	4-3/16	4-52/64	
F400-5PS	4	0.120	4-3/16	4-56/64	
F400-6PS	4	0.120	4-3/16	5	

Crimping Systems

Stainless Steel 304 Ferrules

Part Number	Hose Size	WALL THICKNESS	FERRULE LENGTH	FERRULE I.D.	List Price
F050-1SS	1/2	0.049	1-11/16	1-4/64	
F050-2SS	1/2	0.049	1-11/16	1-8/64	
F075-1SS	3/4	0.049	2-1/8	1-20/64	
F075-2SS	3/4	0.049	2-1/8	1-24/64	
F075-3SS	3/4	0.049	2-1/8	1-28/64	
F100-1SS	1	0.049	2-5/16	1-36/64	
F100-2SS	1	0.049	2-5/16	1-40/64	
F100-3SS	1	0.049	2-5/16	1-44/64	
F100-4SS	1	0.049	2-5/16	1-48/64	
F125-1SS	1-1/4	0.065	2-5/16	1-52/64	
F125-2SS	1-1/4	0.065	2-5/16	1-56/64	
F125-3SS	1-1/4	0.065	2-5/16	1-60/64	
F150-1SS	1-1/2	0.065	2-3/8	2-4/64	
F150-2SS	1-1/2	0.065	2-3/8	2-8/64	
F150-3SS	1-1/2	0.065	2-3/8	2-12/64	
F150-4SS	1-1/2	0.065	2-3/8	2-16/64	
F150-5SS	1-1/2	0.065	2-3/8	2-20/64	
F150-6SS	1-1/2	0.065	2-3/8	2-24/64	
F200-1SS	2	0.065	2-3/4	2-32/64	
F200-2SS	2	0.065	2-3/4	2-36/64	
F200-3SS	2	0.065	2-3/4	2-40/64	
F200-4SS	2	0.065	2-3/4	2-44/64	
F200-5SS	2	0.065	2-3/4	2-48/64	
F200-6SS	2	0.065	2-3/4	2-52/64	
F200-7SS	2	0.065	2-3/4	2-56/64	
F250-1SS	2-1/2	0.085	2-3/8	3-12/64	
F250-2SS	2-1/2	0.085	2-3/8	3-16/64	
F250-3SS	2-1/2	0.085	2-3/8	3-20/64	
F300-1SS	3	0.085	3-15/16	3-36/64	
F300-2SS	3	0.085	3-15/16	3-40/64	
F300-3SS	3	0.085	3-15/16	3-44/64	
F300-4SS	3	0.085	3-15/16	3-48/64	
F300-5SS	3	0.085	3-15/16	3-52/64	
F300-6SS	3	0.085	3-15/16	3-56/64	
F300-7SS	3	0.085	3-15/16	3-60/64	
F400-1SS	4	0.120	4-3/16	4-40/64	
F400-2SS	4	0.120	4-3/16	4-44/64	
F400-3SS	4	0.120	4-3/16	4-48/64	
F400-4SS	4	0.120	4-3/16	4-52/64	
F400-5SS	4	0.120	4-3/16	4-56/64	
F400-6SS	4	0.120	4-3/16	5	

Crimping Systems

C

Heavy Duty Industrial Hose Ferrules

Hose ID	Hose OD Size Range	Part Number	Working Press. psi	FERRULE SIZE OD	ID	LG	FWT	List Price
2	2-1/2 to 2-5/8	**HD200FA**	800	3	2-3/4	3-1/2	1/8"	
2	2-5/8 to 2-7/8	**HD200FB**	800	3-1/4	3	3-1/2	1/8"	
2	2-7/8 to 3-1/8	**HD200FC**	800	3-1/2	3-1/4	3-1/2	1/8"	
2-1/2	3 to 3-1/8	**HD250FA**	800	3-1/2	3-1/4	4-1/4	1/8"	
2-1/2	3-1/8 to 3-5/8	**HD250FB**	800	4	3-3/4	4-1/4	1/8"	
3	3-1/2 to 3-5/8	**HD300FA**	800	4	3-3/4	5	1/8"	
3	3-5/8 to 3-7/8	**HD300FB**	800	4-1/2	4	5	1/4"	
3	3-7/8 to 4	**HD300FC**	800	4-1/2	4-1/8	5	3/16"	
3	4 to 4-1/8	**HD300FD**	800	4-1/2	4-1/4	5	1/8"	
3	4-1/8 to 4-1/4	**HD300FE**	800	5	4-1/2	5	1/4"	
4	4-1/2 to 4-3/4	**HD400FA**	500	5-1/4	4-7/8	5-1/2	3/16"	
4	4-3/4 to 4-15/16	**HD400FB**	500	5-9/16	5-1/16	5-1/2	1/4"	
4	4-15/16 to 5-1/16	**HD400FC**	500	5-9/16	5-3/16	5-1/2	3/16"	
4	5-1/16 to 5-3/16	**HD400FD**	500	5-9/16	5-5/16	5-1/2	1/8"	
4	5-1/4 to 5-3/8	**HD400FE**	500	6	5-1/2	5-1/2	1/4"	
4	5-1/4 to 5-1/2	**HD400FF**	500	6	5-5/8	5-1/2	3/16"	
5	5-3/4 to 6	**HD500FA**	500	6-5/8	6-1/8	6-7/8	1/4"	
5	6 to 6-3/8	**HD500FB**	500	7	6-1/2	6-5/8	1/4"	
6	6-3/4 to 7-1/8	**HD600FA**	500	7-5/8	7-1/4	7-1/2	3/16"	
6	7-1/8 to 7-3/8	**HD600FB**	500	8	7-1/2	7-1/2	1/4"	
6	7-3/8 to 7-9/16	**HD600FC**	500	8-3/16	7-11/16	7-1/2	1/4"	
6	7-5/8 to 8	**HD600FD**	500	8-5/8	8-1/8	7-1/2	1/4"	
8	9 to 9-3/8	**HD800FA**	300	10	9-1/2	8-3/4	1/4"	
8	9-7/16 to 10-1/8	**HD800FB**	300	10-3/4	10-1/4	8-1/2	1/4"	

Light Duty Industrial Hose Ferrules

Hose ID	Hose OD Size Range	Part Number	Working Press. psi	FERRULE SIZE OD	ID	LG		List Price
1-1/2	1-15/16 X 2	**LD150-1**	350	2.40	2.14	2.8		
1-1/2	2-1/64 X 2-1/8	**LD150-2**	350	2.50	2.26	2.8		
1-1/2	2-9/64 X 2-1/4	**LD150-3**	350	2.60	2.38	2.8		
2	2-9/16 to 2-5/8	**LD200-1**	350	3.04	2.75	3.4		
2	2-41/64 X 2-3/4	**LD200-2**	350	3.14	2.88	3.4		
2	2-49/64 X 2-7/8	**LD200-3**	350	3.26	3.01	3.4		
2-1/2	3-1/16 X 3-1/8	**LD250-1**	250	3.55	3.25	3.7		
2-1/2	3-9/64 X 3-1/4	**LD250-2**	250	3.64	3.35	3.9		
3	3-9/16 X 3-5/8	**LD300-1**	250	4.00	3.72	4.6		
3	3-41/64 X 3-3/4	**LD300-2**	250	4.16	3.87	4.6		
3	3-49/64 X 3-7/8	**LD300-3**	250	4.26	3.92	4.6		
4	4-5/8 X 4-11/16	**LD400-1**	250	5.25	4.95	5.2		
4	4-45/64 X 4-13/16	**LD400-2**	250	5.38	5.07	5.4		
4	4-53/64 X 4-15/16	**LD400-3**	250	5.50	5.13	5.4		

Crimping Systems

Crimp Sleeve, Plated Steel, Stainless Steel and Aluminum

Length & Thickness

Size	Length	Wall Thickness	Size	Length	Wall Thickness
3/4"	1.600"	0.049"	**2**	3.125"	0.065"
1"	2.125"	0.049"	**2-1/2"**	3.250"	0.083"
1-1/4"	2.125"	0.049"	**3"**	3.500"	0.083"
1-1/2"	2.250"	0.065"	**4"**	4.500"	0.120"

C

Plated Steel Crimp Sleeves				Stainless Steel Crimp Sleeves			Aluminum Crimp Sleeves		
Size	Part Number Plated Steel	Fits Hose O.D. From-To	List Price	Part Number Stainless Steel	Fits Hose O.D. From-To	List Price	Part Number Aluminum	Fits Hose O.D. From-To	List Price
3/4"	**075-1PS**	1-3/64 to 1-8/64		**075-1SS**	1-3/64 to 1-8/64		**075-1A**	1-3/64 to 1-8/64	
3/4"	**075-2PS**	1-7/64 to 1-12/64		**075-2SS**	1-7/64 to 1-12/64		**075-2A**	1-7/64 to 1-12/64	
3/4"	**075-3PS**	1-11/64 to 1-16/64		**075-3SS**	1-11/64 to 1-16/64		**075-3A**	1-11/64 to 1-16/64	
1"	**100-1PS**	1-27/64 to 1-32/64		**100-1SS**	1-27/64 to 1-32/64		**100-1A**	1-27/64 to 1-32/64	
1"	**100-2PS**	1-31/64 to 1-36/64		**100-2SS**	1-31/64 to 1-36/64		**100-2A**	1-31/64 to 1-36/64	
1"	**100-3PS**	1-35/64 to 1-40/64		**100-3SS**	1-35/64 to 1-40/64		**100-3A**	1-35/64 to 1-40/64	
1-1/4"	**125-1PS**	1-47/64 to 1-52/64		**125-1SS**	1-47/64 to 1-52/64		**125-1A**	1-47/64 to 1-52/64	
1-1/4"	**125-2PS**	1-51/64 to 1-56/64		**125-2SS**	1-51/64 to 1-56/64		**125-2A**	1-51/64 to 1-56/64	
1-1/4"	**125-3PS**	1-55/64 to 1-61/64		**125-3SS**	1-55/64 to 1-61/64		**125-3A**	1-55/64 to 1-61/64	
1-1/2"	**150-1PS**	1-51/64 to 1-56/64		**150-1SS**	1-51/64 to 1-56/64		**150-1A**	1-51/64 to 1-56/64	
1-1/2"	**150-2PS**	1-59/64 to 2		**150-2SS**	1-59/64 to 2		**150-2A**	1-59/64 to 2	
1-1/2"	**150-3PS**	1-63/64 to 2-4/64		**150-3SS**	1-63/64 to 2-4/64		**150-3A**	1-63/64 to 2-4/64	
1-1/2"	**150-4PS**	2-3/64 to 2-8/64		**150-4SS**	2-3/64 to 2-8/64		**150-4A**	2-3/64 to 2-8/64	
1-1/2"	**150-5PS**	2-11/64 to 2-16/64		**150-5SS**	2-11/64 to 2-16/64		**150-5A**	2-11/64 to 2-16/64	
2"	**200-1PS**	2-19/64 to 2-24/64		**200-1SS**	2-19/64 to 2-24/64		**200-1A**	2-19/64 to 2-24/64	
2"	**200-2PS**	2-31/64 to 2-36/64		**200-2SS**	2-31/64 to 2-36/64		**200-2A**	2-31/64 to 2-36/64	
2"	**200-3PS**	2-35/64 to 2-40/64		**200-3SS**	2-35/64 to 2-40/64		**200-3A**	2-35/64 to 2-40/64	
2"	**200-4PS**	2-39/64 to 2-44/64		**200-4SS**	2-39/64 to 2-44/64		**200-4A**	2-39/64 to 2-44/64	
2"	**200-5PS**	2-43/64 to 2-48/64		**200-5SS**	2-43/64 to 2-48/64		**200-5A**	2-43/64 to 2-48/64	
2"	**200-6PS**	2-47/64 to 2-52/64		**200-6SS**	2-47/64 to 2-52/64		**200-6A**	2-47/64 to 2-52/64	
2"	**200-7PS**	2-55/64 to 2-60/64		**200-7SS**	2-55/64 to 2-60/64		**200-7A**	2-55/64 to 2-60/64	
2"	**200-8PS**	2-59/64-3		**200-8SS**	2-59/64-3		**200-8A**	2-59/64-3	
2-1/2"	**250-1PS**	2-63/64 to 3-4/64		**250-1SS**	2-63/64 to 3-4/64		**250-1A**	2-63/64 to 3-4/64	
2-1/2"	**250-2PS**	3-7/64 to 3-12/64		**250-2SS**	3-7/64 to 3-12/64		**250-2A**	3-7/64 to 3-12/64	
2-1/2"	**250-3PS**	3-11/64 to 3-16/64		**250-3SS**	3-11/64 to 3-16/64		**250-3A**	3-11/64 to 3-16/64	
3"	**300-1PS**	3-23/64 to 3-28/64		**300-1SS**	3-23/64 to 3-28/64		**300-1A**	3-23/64 to 3-28/64	
3"	**300-2PS**	3-31/64 to 3-36/64		**300-2SS**	3-31/64 to 3-36/64		**300-2A**	3-31/64 to 3-36/64	
3"	**300-3PS**	3-35/64 to 3-40/64		**300-3SS**	3-35/64 to 3-40/64		**300-3A**	3-35/64 to 3-40/64	
3"	**300-4PS**	3-39/64 to 3-44/64		**300-4SS**	3-39/64 to 3-44/64		**300-4A**	3-39/64 to 3-44/64	
3"	**300-5PS**	3-43/64 to 3-48/64		**300-5SS**	3-43/64 to 3-48/64		**300-5A**	3-43/64 to 3-48/64	
3"	**300-6PS**	3-47/64 to 3-52/64		**300-6SS**	3-47/64 to 3-52/64		**300-6A**	3-47/64 to 3-52/64	
3"	**300-7PS**	3-51/64 to 3-56/64		**300-7SS**	3-51/64 to 3-56/64		**300-7A**	3-51/64 to 3-56/64	
3"	**300-8PS**	3-55/64 to 3-60/64		**300-8SS**	3-55/64 to 3-60/64		**300-8A**	3-55/64 to 3-60/64	
3"	**300-9PS**	3-63/64 to 4-4/64		**300-9SS**	3-63/64 to 4-4/64		**300-9A**	3-63/64 to 4-4/64	
4"	**400-1PS**	4-23/64 to 4-28/64		**400-1SS**	4-23/64 to 4-28/64		**400-1A**	4-23/64 to 4-28/64	
4"	**400-2PS**	4-31/64 to 4-36/64		**400-2SS**	4-31/64 to 4-36/64		**400-2A**	4-31/64 to 4-36/64	
4"	**400-3PS**	4-39/64 to 4-44/64		**400-3SS**	4-39/64 to 4-44/64		**400-3A**	4-39/64 to 4-44/64	
4"	**400-4PS**	4-43/64 to 4-48/64		**400-4SS**	4-43/64 to 4-48/64		**400-4A**	4-43/64 to 4-48/64	
4"	**400-5PS**	4-47/64 to 4-52/64		**400-5SS**	4-47/64 to 4-52/64		**400-5A**	4-47/64 to 4-52/64	
4"	**400-6PS**	4-55/64 to 4-60/64		**400-6SS**	4-55/64 to 4-60/64		**400-6A**	4-55/64 to 4-60/64	
4"	**400-7PS**	4-63/64 to 5-4/64		**400-7SS**	4-63/64 to 5-4/64		**400-7A**	4-63/64 to 5-4/64	

Working pressures are determined by the type of couplings and hose used.
See NAHAD Hose Assembly Guidelines.

C

Foot Valves and Replacement Parts





Foot Valves			Strainer		Neoprene Flapper Gasket & Weight		Neoprene Flapper Gaskets		Steel Plate	
Size	Part Number	List Price	Part Number	List Price	Part Number	List Price	Part Number	List Price	Part Number	List Price
1-1/2	FV 20B		FVS 20B		FVF 20B		FVG 20B		FVP 20B	
2	FV 25B		FVS 25B		FVF 25B		FVG 25B		FVP 25B	
2-1/2	FV 30B		--		--		--		--	
3	FV 35B		FVS 35B		FVF 35B		FVG 35B		FVP 35B	
4	FV 40B		FVS 40B		FVF 40B		FVG 40B		FVP 40B	
6	FV 60B		FVS 60B		FVF 60B		FVG 60B		FVP 60B	
8	FV 80B		FVS 80B		FVF 80B		FVG 80B		FVP 80B	

Strainers Cold-Rolled Steel-Plated

RH

Round Hole

RS

Round Hole Long

SKBH

Skimmer
Round Hole Bottom

SH

Square Hole

RD

Round Hole
Hose End

SKTH

Skimmer
Round Hole Top

Size	Part Number	List Price	Part Number	List Price	Part Number	List Price	Part Number	List Price	Part Number	List Price	Part Number	List Price
1 - 1 / 2	RH 20B		SH 20B		RS 20B		RD 20T		SK 20BH		SK 20TH	
2	RH 25B		SH 25B		RS 25B		RD 25T		SK 25BH		SK 25TH	
2 - 1 / 2	RH 30B		SH 30B		RS 30B		--		--		--	
3	RH 35B		SH 35B		RS 35B		RD 35T		SK 35BH		SK 35TH	
4	RH 40B		SH 40B		RS 40B		RD 40T		--		--	
6	RH 60B		SH 60B		RS 60B		--		--		--	
8	RH 80B		SH 80B		RS 80B		--		--		--	

Not Recommended for Chemicals or Hazardous Type Materials.

Complete Sets

- Female Hose End
- Male Hose End
- Locking Lever
- O-ring

Zinc Plated Steel

Size	Part Number	List Price
2"	BTC200	
3"	BTC300	
4"	BTC400	
6"	BTC600	
8"	BTC800	

Male With Hose Shank

Male Coupling
With
Hose Barb

Zinc Plated Steel

Size	Part Number	List Price
2	BTC200M	
3	BTC300M	
4	BTC400M	
6	BTC600M	
8	BTC800M	

Female With Hose Shank

Female Coupling
With
Hose Barb

Zinc Plated Steel

Size	Part Number	List Price
2	BTC200F	
3	BTC300F	
4	BTC400F	
6	BTC600F	
8	BTC800F	

Lever Ring

Ring with locking clamps
used to connect the male
and female couplings
together.

Plain Steel

Size	Part Number	List Price
2	BTC200LR	
3	BTC300LR	
4	BTC400LR	
6	BTC600LR	
8	BTC800LR	

Rubber O-Ring

Buna-N rubber O-Ring
used between female
and male coupling.

Size	Part Number	List Price
2	BTC200G	
3	BTC300G	
4	BTC400G	
6	BTC600G	
8	BTC800G	

Safety Note: Using safety clips is highly recommended.

Warning: Working pressure may vary depending on how the couplings are attached to the hose assembly. Before operation, always check the hose assembly for proper attachment and that couplings are in working order.

C

Not Recommended for Chemicals or Hazardous Type Materials.

Complete Flanged Sets

- Female with Flange
- Male with Flange
- Locking Lever
- O-ring

Zinc Plated Steel

Size	Part Number	List Price
2	BTC200FL	
3	BTC300FL	
4	BTC400FL	
6	BTC600FL	
8	BTC800FL	

Male with Flange

Male Coupling
with
Flange

Zinc Plated Steel

Size	Part Number	List Price
2	BTC200FLM	
3	BTC300FLM	
4	BTC400FLM	
6	BTC600FLM	
8	BTC800FLM	

Female with Flanged

Female Coupling
with
Flange

Zinc Plated Steel

Size	Part Number	List Price
2	BTC200FLF	
3	BTC300FLF	
4	BTC400FLF	
6	BTC600FLF	
8	BTC800FLF	

Safety Clips

Size	Part Number	List Price
2 & 3	SP2030	
4	SP400	
6 & 8	SP6080	

Safety Note: Using safety clips is highly recommended.

Warning: Working pressure may vary depending on how the couplings are attached to the hose assembly. Before operation, always check the hose assembly for proper attachment and that couplings are in working order.

C

Not Recommended for Chemicals or Hazardous Type Materials.

Complete Sets with Male Threads

- Female with male thread
- Male with male thread
- Locking lever
- O-ring

Zinc Plated Steel

Size	Part Number	List Price
2	BTC200MT	
3	BTC300MT	
4	BTC400MT	
6	BTC600MT	
8	BTC800MT	

Male with Male Threads

Zinc Plated Steel

Size	Part Number	List Price
2	BTC200MTM	
3	BTC300MTM	
4	BTC400MTM	
6	BTC600MTM	
8	BTC800MTM	

Female with Male Threads

Zinc Plated Steel

Size	Part Number	List Price
2	BTC200MTF	
3	BTC300MTF	
4	BTC400MTF	
6	BTC600MTF	
8	BTC800MTF	

Safety Note: Using safety clips is highly recommended.

Warning: Working pressure may vary depending on how the couplings are attached to the hose assembly. Before operation, always check the hose assembly for proper attachment and that couplings are in working order.

Brass Shank Couplings



Complete Set	Long Shank		Short Shank	
Size	Part Number	List Price	Part Number	List Price
1/2 x 3/4 IPT	BLS050075		BSS050075	
1/2 x 3/4 GHT	BLS050075GHT		BSS050075GHT	
5/8 X 3/4 IPT	BLS058075		BSS058075	
5/8 x 3/4 GHT	BLS058075GHT		BSS058075GHT	
3/4 x 3/4 IPT	BLS075		BSS075	
3/4 x 3/4 GHT	BLS075GHT		BSS075GHT	
1 x 1 IPT	BLS100		BSS100	
1-1/4 x 1-1/4 IPT	BLS125		BSS125	
1-1/2 x 1-1/2 IPT	BLS150		BSS150	
1-1/2 x 1-1/2 NST	BLS150NH		BSS150NH	
2 x 2 IPT	BLS200		BSS200	
2-1/2 x 2-1/2 IPT	--		BSS250	
2-1/2 x 2-1/2 NST	--		BSS250NH	
3 x 3 IPT	--		BSS300	

Price of Male: 1/2 of Complete Set Price of Female: 2/3 of Complete Set

Poly Shank Couplings

Size	Part Number	List Price
Complete Set		
1	PP100S	
1-1/4	PP125S	
1-1/2	PP150S	
2	PP200S	
3	PP300S	
Female		
1	PP100F	
1-1/4	PP125F	
1-1/2	PP150F	
2	PP200F	
3	PP300F	
Male		
1	PP100M	
1-1/4	PP125M	
1-1/2	PP150M	
2	PP200M	
3	PP300M	

Aluminum Shank with Brass Nut (NPSH Threads)

Complete Set			Female Shank w/ Pin Lug Swivel Nut		Male Shank	
Size	Part Number	List Price	Part Number	List Price	Part Number	List Price
1-1/2	AL150S		AL150F		AL150M	
2	AL200S		AL200F		AL200M	
2-1/2	AL250S		AL250F		AL250M	
3	AL300S		AL300F		AL300M	
4	AL400S		AL400F		AL400M	
6	AL600S		AL600F		AL600M	

Washers

Replacement Washers for Shank Couplings (S.B.R.)



Coupling Size	Part Number	List Price
3/4	RW075	
1	RW100	
1-1/4	RW125	
1-1/2	RW150	
2	RW200	
2-1/2	RW250	
3	RW300	
4	RW400	
5	--	
6	RW600	

Note: Working pressures are directly related to the hose and coupling installation.

Seal Fast Clamps

Double Bolt Clamps USA Sized
(Zinc Plated)

Part Number	Hose O.D New.	List Price
DB0400SF	3-16/32 X 3-26/32	
DB0463SF	4-1/32 X 4-9/32	
DB0525SF	4-8/32 X 4-30/32	
DB0550SF	4-16/32 X 5-8/32	
DB0600SF	5-4/32 X 5-22/32	
DB0675SF	5-3/32 X 6-16/32	
DB0769SF	6-16/32 X 7-18/32	
DB0818SF	7-22/32 X 8-6/32	
DB0875SF	8-8/32 X 8-28/32	
DB0988SF	8-30/32 X 9-28/32	
DB1125SF	9-30/32 X 11-12/32	
DB1275SF	11-6/32 X 13	
DB1450SF	13-6/32 X 15	

Double Bolt Clamps (Zinc Plated)

Please check Hose O.D. before ordering.

Part Number *	Hose O.D New	List Price	Part Number	Hose O.D New	List Price
0022 DB	21/32 To 7/8		0550 DBU	4-1/8 To 4-5/8	
0029 DB	7/8 To 1-9/64		0600 DBU	4-7/8 To 5-1/4	
0034 DB	1-5/16 to 1-11/32		0675 DBU	5-5/8 To 6-5/8	
0040 DB	1-15/32 To 1-25/32		0769 DBU	6-1/2 To 6-3/4	
0049 DB	1-3/4 To 1-15/16		0818 DBU	6-1/2 To 7-3/4	
0060 DB	1-7/8 To 2-3/8		0875 DBU	7-5/8 To 8-1/4	
0076 DB	2-3/8 To 2-7/8		0988 DBU	8-3/8 To 9-1/8	
0094 DB	3-1/2 To 3-11/16		1125 DB	9-15/16 To 11-3/8	
0400 DBU	2-3/4 To 3-1/2		1275 DB	11-7/16 To 12-1/4	
0463 DBU	3-1/2 To 4-1/8		1450 DB	13-1/16 To 15	
0525 DBU	4-1/4 To 4-5/8		1700 DB	15-1/16 To 17-1/4	

* U - Undersized

Spiral Hose Clamps (Zinc Plated)

Left Hand Spiral

Right Hand Spiral

Recommended for PVC suction or discharge.

Spiral Bolt Clamps

Size	Part Number Left Hand	Part Number Right Hand	List Price
1-1/2	150 SCL	150 SCR	
2	200 SCL	200 SCR	
2-1/2	250 SCL	250 SCR	
3	300 SCL	300 SCR	
4	400 SCL	400 SCR	
5	500 SCL	500 SCR	
6	600 SCL	600 SCR	
8	800 SCL	800 SCR	
10	1000 SCL	1000 SCR	
12	1200 SCL	1200 SCR	

Clamps for Universal Hose Couplings and Ground Joints

Please check Hose O.D. before ordering.

3/8" to 3/4" ID

1" to 2" ID

4" ID

Cast Iron Zinc Plated

Hose I.D.	For Hose O.D. From	For Hose O.D. To	Part Number	List Price	Hose I.D.	For Hose O.D. From	For Hose O.D. To	Part Number	List Price
3/8	11/16	7/8	SF1		1-1/4	1-25/32	2-3/32	SF19U	
1/2	13/16	15/16	SF2		1-1/2	2-3/16	2-3/8	SF24U	
1/2	15/16	1-1/16	SF4		1-1/2	2-1/4	2-9/16	SF24	
1/2	1-1/16	1-3/16	SF5		1-1/2	2-9/16	2-3/4	SF25	
3/4	1-1/8	1-5/16	SF9A		2	2-8/16	2-25/32	SF29U	
3/4	1-3/16	1-5/16	SF9U		2	2-3/4	3-1/16	SF29	
3/4	1-5/16	1-1/2	SF9B		2	3-3/32	3-7/16	SF30	
3/4	1-1/2	1-11/16	SF10		4	4-1/16	4-7/16	SF39	
1	1-17/32	1-23/32	SF14U		4	4-7/8	5-5/16	SF49U	
1	1-11/16	1-15/16	SF14		4	5-1/8	6-3/16	SF49	

D

Teflon Tape

Packed 100 rolls per carton
Assorted sizes.

✶ Premium PTFE Tapes 1/2" Width

Part Number	Size X Length	List Price Per Roll
TT50 260	1/2" x 260"	
TT50 520	1/2" x 520"	
TT50 1296	1/2" x 1296"	
TT75 260	3/4" x 260"	
TT75 520	3/4" x 520"	
TT100 520	1" x 520"	
✶ **TT50 260SS**	1/2" x 260"	
✶ **TT50 260Y**	1/2" x 260"	
✶ **TT50 260G**	1/2" x 260"	
✶ **TT50 260P**	1/2" x 260"	

TT50 260SS GRAY STAINLESS STEEL PTFE THREAD SEAL TAPE
This tape has nickel pigment color added for use on all stainless steel fittings. Prevents galling, seizing or corrosion. A high density rating, this is the tape for coarse stainless steel threads. Also carries a temperature range of -450F to +550F. Exceeds Mil. Spec. T-27730A. UL Listed
TT50 260Y YELLOW GAS LINE PTFE THREAD SEAL TAPE
Designed for gas lines of all types... Natural gas, propane and butane lines. Meets gas company standards world wide. Full density (1.6) makes this the heaviest tape available. Seals threads easily and quickly with confidence. Has a temperature range of -450F to +550F. Exceeds Mil. Spec. T-27730A, UL Listed
TT50 260G GREEN OXYGEN PTFE THREAD SEAL TAPE
Color coded green for oxygen applications. Grease free, density of 1.2 . This is the tape for all your oxygen lines. Will not support combustion. Temperature range of -450F to +550F. Exceeds Mil. Spec. T-27730A. UL Listed
TT50 260P PINK PLUMBERS PTFE THREAD SEAL TAPE
For plumbers and pipe fitters. Colors coded pink to signify this is heavier than standard white thread seal tapes. A premium high density tape ensures leak free joints. Temperature range of -450F to +550F. Exceeds Mil Spec. T-27730A. UL Listed

TFE™ Pipe Thread Sealant w/PTFE

Part Number	Description	List Price
14005	1/4 Pt. Plastic-Brush Top	
14012	1/2 Pt. Plastic-Brush Top	
14018	1 Pt. Plastic-Plain Top	
14025	1Qt. Plastic-Plain Top	

WARNING
"DO NOT USE ON OXYGEN SYSTEMS"



TFE is a superior grade, non-hardening, easy to apply, heavy duty pipe thread sealant. It is formulated to a thick paste consistency, fortified with an extra amount of PTFE and PTFE materials to insure a positive seal with less effort. **TFE** is designed for all pipe fitters, fabricators, plumbers and mechanical contractors. Because of its unique solids content, **TFE** fills thread imperfections and provides leak-proof joints that seal for the life of the connection.

FEATURES and BENEFITS:
- Heavy-Duty Sealant
- Non-Staining
- Non-Hardening
- Non-Toxic
- Non-Dripping - can be applied to newly cut hot threads
- Prevents corrosion, seizing and galling
- Contains no solvents
- Non-Corrosive
- Self-Lubircating
- Non-Hazardous

TFE is recommended for pipe threads carrying water, steam, LP and natural gas, refrigerants, solvents, caustics, dilute acids, oils and diesel fuel. Withstands temperatures to 500°F (260°C) and pressures to 10,000 **psi** (Liquid), 2000 **psi** (gas).

Applications: All pipe and threaded connections-Cast Iron, Malleable, Brass, Copper, Stainless Steel, PVC, CPVC, ABS and Polypropylene.

D

Cop-Graf ™ Copper and Graphite Based Anti-Seize Compound

Cop-Graf is a top quality anti-seize compound composed of pure copper particles and graphite in a high heat resistant carrier. It is designed to lubricate and protect threaded connections and flanges at temperatures to 1800° F (980° C) and extreme load pressure conditions. Cop-Graf has water resistant and anti-oxidant properties that prevent seizing and galling, while protecting against rust and corrosion. Cop-Graf does not separate. It is non-dripping, non-hardening, permits quick, easy disassembly and removal of connection even after lengthy service or severe conditions. Stress, strain and time to disassemble are greatly diminished. Exceeds MIL-A-907 specifications.

Part Number	Description	List Price
11010	Anti-Seize Compound Brush Top 8 oz.	
11018	Anti-Seize Compound Brush Top 1 lb.	

Anti-Seize Special ™

Aluminum, Copper and Graphite Based Anti-Seize Compound

Anti-Seize Special is a superior grade assembly compound and high pressure lubricant. This high quality aluminum, copper and graphite based anti-seize formula has unique particle shapes suspended in special carriers. It will protect metal parts under extreme heat, pressure and contaminating conditions to 2000° F (1095° C).
Anti-seize Special is designed with ultra fine metallic and graphite particles enhancing a longer lasting protective film, resisting washout, burn-off and corrosion.
Exceeds MIL-A-907 specifications.

Cop-Graf and Anti-Seize Special

Features and Benefits:
Protects against rust and corrosion
Reduces friction--Provides constant torque/tension
Speeds assembly of disassembly
Prevents seizing, galling and cold welding
Retards galvanic action between dissimilar metals
Resists salt water corrosion
Compatible with all types of metals/most

Part Number	Description	List Price
18014	Anti-Seize Special 12.5 oz. Aerosol	

Nickel-Graf ™ Nickel and Graphite Based Anti-Seize Compound

Nickel-Graf is a premium quality anti-seize lubricant designed especially for maximum resistance to the most corrosive and extreme temperature environments. Performs to temperatures of 2600° F (1426° C). Nickel-Graf is composed of pure colloidal nickel and graphite flakes dispensed in a superior high performance petroleum carrier. It does not contain any copper, lead or molydisulfide. Nickel-Graf will not poison catalyst beds, reaction chambers or special alloy fittings. It is safe to use with anhydrous ammonia, acetylene and other vinyl monomers. Exceeds MIL-A-907 specifications.

Features and Benefits:
Offers maximum protection from acids, caustics, chemicals, and extreme heat
Eliminates galling and cold welding
Protects against corrosion and oxidation
Reduces friction and lowers torque
Provides a nickel plating as a barrier between metal surfaces

Part Number	Description	List Price
13008	Anti-Seize Compound Brush Top 8 oz.	
13018	Anti-Seize Compound Brush Top 1 lb.	

D

Anaerobic Sealing Compounds Pipe Sealants with PTFE

Anaerobic Sealing Compounds will withstand temperatures from -65° F to +375° F. Seals to 1,000 psi immediately after application and up to burst rating of typical pipe after curing. Due to its small particle size, will not clog small orifices, valve openings and screens typically found in most hydraulic systems.
Applications Include: Most metal threads, particularly steel and brass. Ideal for fittings, pipes, valves, gauges and connections in hydraulic, pneumatic, lubrication, steam and refrigerant systems. Inert to most industrial hazards, hydrocarbons (gasoline, diesel fuel, etc.), acids, chemicals, solvents and gases.
Available In: 50 ml., 250 ml. tubes.

Anaerobic Sealing Compound (standard grade) is an excellent general purpose pipe sealant that provides an instant permanent seal, that will cure in the absence of air, locking threads securely.

Part Number	Description	List Price
22050	Anaerobic Sealing Compound 50 ml. Tube	
22250	Anaerobic Sealing Compound 250 ml. Tube	

Anaerobic-HD Sealing Compound (stainless steel grade) is specifically made for stainless steel alloy fittings. Heavy-Duty and faster curing than standard grade anaerobic.

Part Number	Description	List Price
22151	Anaerobic Sealing Compound Heavy-Duty 50 ml. Tube	
22152	Anaerobic Sealing Compound Heavy-Duty 250 ml. Tube	

Features and Benefits:
Superior to other anaerobic sealants
Prevents vibration loosening
Does not plug up filters, valves, or gauges
Seals pipes-including 3" and larger
Lubricates, prevents corrosion, seizing and galling
Low locking strength provides for disassembly
Not volatile or flammable UL approved
Allows easy adjustment up to 16 hours after assembly

PTFE Joint Sealant

PTFE Joint Sealant is a 100% expanded PTFE gasket material. It comes in a soft, pliable ribbon with a self-adhesive tape applied to one side. It is a tough, flexible and economical universal gasket that replaces cut gaskets in a variety of regular and service applications.
PTFE joint sealant will not deteriorate with age. It is unaffected by common chemicals, will withstand pressures up to 3,000 psi and temperatures -450° F to +600° F (-268° C to +316° C). This unique material is highly compressible and will fill severe irregularities in sealing surfaces.

Applications Include:
Flanges, pump and compressor housings, heat exchanger, manhole covers, on rough or irregular surfaces, FRP vessels, steam vessel flanges, concrete lids, glass joints, food service and processes
PTFE joint sealant is spooled in a range of sizes from 1 to 25 mm in diameter (3/64" to 1"). Cut material with scissors and apply to sealing surface. Self-adhesive strip will hold firmly in place.
Available in: spools of 1/4", 3/8", 1/2", and 3/4" diameters.

Features and Benefits:
Self-adhesive-easy to work
Flanges part easily
No re-torquing required
Will not deteriorate with age
Resists cold flow and creep
Reduces inventory of cut gaskets
Meets FDA requirements

Part Number	Description	List Price
28007	1/4" X 50' PTFE Joint Sealant	
28010	3/8" X 25' PTFE Joint Sealant	
28014	1/2" X 15' PTFE Joint Sealant	
28020	3/4" X 15' PTFE Joint Sealant	

PTFE Spray Light-Coat (Dry Lubricant and Release Agent)

Features and Benefits:
Dry film lubricant and release agent
Not affected by most chemicals and solvents
Low coefficient of friction (.02)
Will not react or combine with process materials
Fast drying and non-staining
Will not freeze and withstands 500°F (260°C)

PTFE Spray Light-Coat is a multi-purpose PTFE powder lubricant that is non-staining and non-oily and will not collect dirt or dust. It is chemically inert, and is an excellent mold release agent. This fast drying dry film lubricant has a very low coefficient of friction which can solve many friction problems.

Applications: Light duty gears, bearings, rollers, sliding surfaces, as a mold release, textile and paper machinery where cleanliness is critical.

Available In: 10 oz. Aerosol CFC Free (P/N 17075)

Part Number	Description	List Price
17075	Teflon Spray Light-Coat	

RTV Silicone Adhesive / Sealant / Instant Gasket

Features and Benefits:
Superior caulking, bonding and sealing qualities
Easier to use than other gasketing methods
Fills in small surface defects
Resists chemicals, temperature extremes, weather, vibration, moisture, and ozone
Will not sag, run off or shrink
Functions in hundreds of applications as a specialty sealant and flexible adhesive
Excellent non-conducting characteristics

100% RTV Silicone is a multi-purpose, single component adhesive sealant which quickly adheres to most surfaces. It cures in 24 hours to provide a tough, resilient silicone rubber to handle hundreds of applications. **100% RTV Silicone** can be used for gasketing, sealing, bonding, insulating, caulking, encapsulating and coating. This flexible material resists shrinking, cracking, weather, ozone, chemicals, moisture, vibration and extreme temperatures ranging from -85° F to +450° F (-65° C) to +232° C) (Hi-Temp Red to 500° F (260° C) continuous and 600° F intermittent exposure).
Applications Include: RTV Silicone is great for making replacements of custom gaskets and seals for all types of motors, transmissions, gear housing, pumps, power tools, machinery, etc. It's better than conventional gaskets because it fills in surface irregularities. **As a Sealer and Caulk**-Use it to seal heating and ventilating ducts. RTV silicone seals cracks or gaps around windows, vents, doors, machinery, truck cabs and trailers, fixtures, lights, walls, bathtubs, sinks, etc. It can be used to waterproof electrical connections and boxes. It will seal out water from compartments in machinery, as well as seal holes where wire tubing or refrigeration lines run through walls. **As a Flexible Adhesive**, versatile RTV Silicone will easily bond dissimilar materials. Provides excellent adhesion to clean metal, glass, most types of wood, ceramic, porcelain, painted and many plastic surfaces. Attach name plates and signs to equipment, walls, doors, windows, (interior or exterior). It will bond gaskets in heating and refrigeration units. **As a Specialty Sealant**, RTV Silicone can be used to seal or coat components exposed to moisture, vibration, shock, certain fuels, oils, solvents, chemicals and corrosives for a long period of time. This product can be used as a formed-in-place gasket where irregular shapes and harsh conditions reject ordinary seals. It is also effective for repairing electrical insulation, sealing insulators and entrance ports to transformers. **RTV Silicone** is USDA, UL and NSF approved. Meets FDA reg. No. 21 CFR 177-2600 and MIL-A-46106 Specs. The equivalent of Dow Corning 732 & 736, GM, Ford and Chrysler Specs.
Available In: A variety of colors and cure types in **patented 8 oz. pressurized containers**, standard 10.3 oz. Cartridges and 3 oz. Tubes.

Part Num.	Description	List Price	Part Num.	Description	List Price
27084	White Silicone Adhesive/Sealant 8 oz.		27086	Clear Silicone Adhesive/Sealant 8 oz.	
27104	White Silicone Adhesive/Sealant 10.3 oz.		27106	Clear Silicone Adhesive/Sealant 10.3 oz.	
27034	White Silicone Adhesive/Sealant 3 oz.		27036	Clear Silicone Adhesive/Sealant 3 oz.	
27085	Red Hi Temp Silicone Adhesive/Sealant 8 oz.		27087	Blue Silicone Adhesive/Sealant 8 oz.	
27105	Red Hi Temp Silicone Adhesive/Sealant 10.3 oz.		27107	Blue Silicone Adhesive/Sealant 10.3 oz.	
27035	Red Hi Temp Silicone Adhesive/Sealant 3 oz.				

D

CA-020™ Instant Adhesive

CA-020 Instant Adhesive is a cyanoacrylate adhesive. Ca-020 is a medium viscosity, fast curing product with good elasticity for bonding plastics, metal, rubber, glass and dissimilar materials. It is a versatile adhesive with good thermal, climatic and impact resistance.
Applications include: Electronic equipment including pc boards, connectors and transformers. Plastic cases, rubber fabrication and gaskets, appliances and office equipment.
Available in: 20 gram bottle (p/n 23020).

Features and Benefits:
Most versatile instant adhesive available
Fast overall cure speed
Convenient dispenser bottle with screw cap
Temperatures -40° F to +176° F (intermittent +250° F)

Part Number	Description	List Price
23020	CA-020™ Instant Adhesive 20 gram Bottle	

Ready-Stick ™ Epoxy Putty

Ready-stick Epoxy Putty is a hand-mixable adhesive/sealant that hardens like steel in 20 minutes. It will patch holes and cracks, and mend most anything that is broken. Excellent for rebuilding and fabricating parts. An all purpose adhesive for metals, wood, glass, masonry, ceramics and many plastics.
Applications include: Plumbing repair, electrical repair, construction equipment, auto/truck repair, home/shop repair, concrete pools, oil and water tanks, tools, sink and pipe joints, gas tanks & radiators.
Available in: 4 oz. Tube/stick (p/n 34114).

Features and Benefits:
Ready-stick epoxy allows you the option of breaking off any portion and keeping the unused stick for future use
Withstands temperatures of -40° F to +250° F
Sets steel-hard in 20 minutes
Adhesive bonding to metal, wood, glass and most materials
Can be tapped, drilled, filed, sanded and painted

Part Number	Description	List Price
34114	Epoxy Putty 4 oz. Tube/Stick	

Adhesive Spray

Adhesive Spray is a multi-purpose, pressure-sensitive adhesive designed to form either permanent or temporary bonds between two porous or non-porous materials.
Adhesive spray is specially designed for many industrial applications as well as contractor, office, home and hobby use. Adhesive solids are non-toxic, non-irritating and meet requirements for indirect food additives as outlined in Fed. Reg. Paragraphs 121.2507 to 121.2577.
Applications include: Permanent or temporary bonds on paper, cardboard, all types of gaskets, cloth, foil, mylar or acetate sheet, glass, many plastics, urethane foam, leather and foam rubber. Temporary bond eliminates need for tacks or pins, making any surface a bulletin board.
Adhesive spray is used in: Printing plants, advertising agencies, trucking companies and shipping departments, or any industry for sealing packages and applying labels.
Available in: 16 oz. Aerosol (p/n 17066). *CFC free

Features and Benefits:
Colorless
Non-clogging
Non-toxic solids
Temperatures to +110 F
Low soak-in
Waterproof
Fast aggressive tack action

Part Number	Description	List Price
17066	Adhesive Spray 16 oz.	

Gasket Remover

Gasket Remover is a thick jelled stripper that quickly dissolves gasket cement, baked-on gaskets, carbon deposits, dried oils and greases. Strips paint and decals in seconds. Eliminates damage often caused by excessive scraping and other mechanical methods.
Applications include: Metal, stone, glass, wood, plaster, masonry, fiber glass, concrete, tile and ceramics. Provides quick and easy removal of gaskets, paint, lacquer, enamel, varnish, shellac, acrylics and tar. Removes carbon deposits from valves, pistons and cylinder heads.
Available in: 18 oz. Aerosol (p/n 17052). * CFC, free

Features and Benefits:
Jelled products stays where it's sprayed
Eliminates surface damage
Non-corrosive
Excellent graffiti remover
Dissolves asphalt, carbon and other hard-to-remove deposits

Part Number	Description	List Price
17052	Gasket Remover 18 oz.	

All-Purpose 4-Way ™ Lubricant & Penetrating Oil

All-Purpose 4-Way is specially formulated to lubricate and penetrate, leaving parts with a protective anti-rust film. This quality lubricant protects metal parts which helps eliminate pounding and breakage during disassembly. All-Purpose 4-Way has no CFC's, chlorinated solvents or silicones.

Applications Include: Frozen nuts & bolts, auto and truck parts/engines, hand tools, farm equipment, marine engines, locks, hinges, fire arms, etc..
Available in : 12 oz. Aerosol (p/n 17061)

Features and Benefits:
Penetrates hard to reach places on contact
Frees and lubricates frozen and rusted parts
Inhibits rust and corrosion and protects metal surfaces
Displaces moisture
Cleans and degreases tools and equipment
Unique aerosol can be sprayed in any position

Part Number	Description	List Price
17061	All-Purpose 4-Way Penetrant / Lubricant 12 oz. Aerosol	

A.S.T. Penetrant II ™



A.S.T. Penetrant II is a heavy-duty, industrial strength penetrant. It quickly penetrates deep through rust, scale and corrosion on frozen nuts and bolts, threaded connections, machinery and tools. Frees metal parts faster than all ordinary penetrant / lubricants. A.s.t. Penetrant II has no cfc's chlorinated solvents or silicones.
Applications include: Heavily rusted and corroded nuts and bolts, heavy equipment, farm and marine equipment, pumps, valves and couplings. Also excellent for rusted hand tools, machinery linkages, pipe joints and screwed connections.
Available in: 12 oz. Aerosol (p/n 17063). * CFC free

Features and Benefits:
Deep penetrating action.
Quickly attacks heavy rust, corrosion and mineral deposits.
Frees metal parts faster than other penetrants.
Reduces costs in time and labor.
Eliminates excessive parts breakage.
Jet stream delivery allows precision spraying.

Part Number	Description	List Price
17063	A.S.T. Penetrant II 12 oz.	

Chain and Cable Lube

Chain and Cable Lube is a heavy duty lubricant for reducing friction and wear. It is a mixture of penetrants, anti-oxidants, oils and grease; plus molybdenum disulfide which creeps into chain components and cable strands to provide excellent lubrication and rust protection. This lubricant forms a non-gumming thin film providing maximum lubrication and protection under severe conditions.
Applications include: Roller chains and drives, hoists and conveyors, wire rope and cable, chain saws, sprockets, land and roller assemblies, hinges and many outdoor/indoor applications.
Available in: 16 oz. Aerosol (p/n 17040). *CFC free

Features and Benefits:
Multi-purpose, heavy-duty lubricant
Contains molybdenum disulfide for added wear resistance
Thick foam penetrates and clings to all surfaces
Provides a non-gumming protective film
Can be applied while machinery is running
Displaces water, eliminating moisture & preventing corrosion

Part Number	Description	List Price
17040	Chain & Cable Lubricant 16 oz.	

Silicone Lubricant (Industrial Grade)

Silicone Lubricant Industrial Grade is a dry non-staining lubricant and release agent that makes everything slide easier with no greasy mess. This non-toxic, odorless and colorless lubricant allows unlimited uses. A universal dry lubricant that waterproofs, protects and rustproof almost any surface. High viscous silicone. Resists breakdown under heavy loads or mechanical shear.
Applications include: Refrigeration equipment, plastic and rubber molds, doors, windows, locks, guides, rails, electronic equipment, conveyors, hinges, squeaky springs, lawn mower blades, molding, casting and stamping dies, aircraft, autos and boats, business machines and construction equipment.
Available in: 10 oz. Aerosol (p/n 17067). *CFC free

Features and Benefits:
100% pure silicone
Not affected by temperature extreme: -40° F to +400° F (40° C to +204° C)
Provides a non-tacky film of lubrication
Provides excellent release properties for metallic and non-metallic surfaces

Part Number	Description	List Price
17067	Silicone Lubricant Industrial Grade 10 oz.	

D

Belt Dressing

Belt dressing is designed for all types of belt drives and will improve performance under the most severe conditions. It will waterproof and preserve all types of belts and will not glaze or cause buildup.
Belt dressing does not contain rosin, silicones, sticky oils, varnishes or other harmful substances.
Applications include: Practically all flat, round or v-style belts. Works great on all industrial belt drives including compressors, pumps, generators, auto and marine engine belts, canvas and other fabric belts.
Available in: 12-3/4 oz. Aerosol (p/n 17030). *CFC free

Features and benefits:
Can be applied while belt is moving and motor is running
For both indoor and outdoor use
Eliminates slippage on incline conveyor belts
Prolongs life of all belts
Prevents rotting and deterioration even under severe outdoor conditions
Anti-slip agent increases power without gumming

Part Number	Description	List Price
17030	Belt Dressing 11-1/4 oz. Aerosol	

Zinc Cold Galvanizing Spray

Zinc Cold Galvanizing Spray is a convenient smooth-flowing compound that stops rust, rust creepage and corrosion on any ferrous or non-ferrous metal by providing a zinc-rich coating, which electro chemically bonds with metal resulting in a protective, self-forming oxide.

Zinc cold galvanizing spray meets or exceeds the following military specifications: MIL-p-46105 weld thru primer. U.s. Navy galvanizing repair specification MIL-p-21034. U.s. Air force MIL-t-26433 for towers (temperate and arctic zones). Also MIL-p-26915a.
Applications include: Heating and air conditioning systems, weldments, road and farm equipment, bridges, boat and marine equipment, fencing, storage tanks, metal signs, gutters and more.
Available in: 15 oz. Aerosol (p/n 17045) *CFC free

Features and Benefits:
Contains 95% pure zinc for a rich, protective coating
Prevents rust and corrosion for up to 3 years
Exceptional heat resistance - continuous dry heat up to 750° F(400° C), short period heat up to 1000° F (538° C), and water temperature above boiling
Dries quickly to an attractive gray color and be painted over if desired

Part Number	Description	List Price
17045	Zinc Cold Galvanizing Compound 15 oz. Aerosol	

Anaerobic Thread Lockers

50 or 250mL

Part Number	Description	List Price
*22542	An excellent sealant for straight metal threads up to 1" diameter created to withstand hydraulic system pressures. Resistance to high temp, water, and non-polar solvents.	
*22543	Same as 22542 but five times more (250mL)	
39092	General purpose, low viscosity, retaining compound, green color for press-fit assemblies **MIL-R-46082B, Type I** 1.69 oz.	
39422	Medium strength, thread locking, removable, adhesive/sealant, blue color for bolts and screws up to 3/4". **MIL-S-46163A, Type II** 1.69 oz.	
39902	Penetrating/wicking, medium/high strength, adhesive/sealant, green color for pre-assembled fasteners. **MIL-S-46163A,Type III. Grade R** 1.69 oz..	
39712	High strength, adhesive sealant, green color for bolt/stud locking **MIL-S-46163A, Type I. Grade K** 1.69 oz.	

* For Hydraulic Use

Thermometers

Standard Pocket Thermometer

Our standard pocket thermometer have a 1" dial, 304SS hermetically sealed case, 304SS 0.04 mm diameter, 5" long stem, and plastic lens. The accuracy is + 1.5% of scale range. Each unit comes with a protective case and SS clip, that allows it to be safely carried in your pocket and be used to hold the thermometer in the media to be tested.

Part Number	Description and Range	List Price
PT1220	1" dial, 5" stem, 0/220 F°	
PT1550	1" dial, 5" stem, 50/550 F°	

E

3" Bi-Metal Thermometer Stainless Case

Part Number	Temperature x Stem (in.)	List Price
3250250	0-250°F X 2 1/2"	
3500250	50-500°F X 2 1/2"	
3250400	0- 250°FX 4"	
3500400	50-500°F X 4"	
3250600	0-250°FX 6"	
3500600	50-500°F X 6"	
3250900	0-250°FX 9"	
3500900	50-500°F X 9"	

Process connection: 1/2" NPT

5" Adjustable Stainless Case

Part Number	Temperature x Stem (IN.)	List Price
5250250ADJ	0-250°F X 2 ½"	
5500250ADJ	50-500°F X 2 ½"	
5250400ADJ	0- 250°FX 4"	
5500400ADJ	50-500°F X 4"	
5250600ADJ	0-250°FX 6"	
5500600ADJ	50-500°F X 6"	
5250900ADJ	0-250°FX 9"	
5500900ADJ	50-500°F X 9"	

Process connection: 1/2" NPT

5" Bi-Metal Thermometer Stainless case

Part Number	Temperature x Stem (in.)	List Price
5250250	0-250°F X 2 1/2"	
5500250	50-500°F X 2 1/2"	
5250400	0- 250°FX 4"	
5500400	50-500°F X 4"	
5250600	0-250°FX 6"	
5500600	50-500°F X 6"	
5250900	0-250°FX 9"	
5500900	50-500°F X 9"	

Process connection: 1/2" NPT

Thermowell

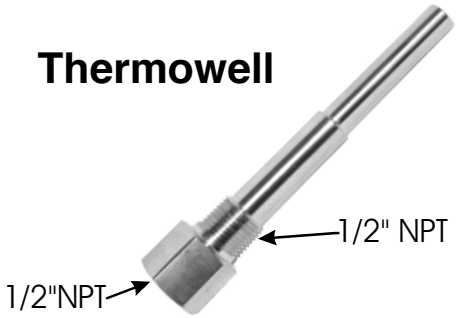

Thermowell				
Size	304 Stainless Steel	List Price	316 Stainless Steel	List Price
2-1/2	T304250		T316250	
4	T304400		T316400	
6	T304600		T316600	
9	T304900		T316900	

Pressure & Vacuum Gauges

Abbreviations:
LM=Lower mount
CBM=Center back mount
UC=U-Clamp (for panel mount)
Accuracy: ± 3/2/3% of span
Temperature Range: -10°F to 150°F

All Gauges This Page
Case: Black Steel
Glass: Glass
Ring: Chrome Plated Steel
Pointer And Dial: Aluminum
Internal: Copper Alloy
Connection: Brass

E

1 1/2“ Face x 1/8” Bottom-Steel Case LM		
Part Number	**Range psi / kpa**	**List Price**
G15151	15 psi / 103 kpa	
G15301	30 psi / 200 kpa	
G15601	60 psi / 400 kpa	
G151001	100 psi / 700 kpa	
G151601	160 psi / 1,100 kpa	
G152001	200 psi / 1,400 kpa	

1 1/2" Face x 1/8" Back-Steel Case CBM		
Part Number	**Range psi / kpa**	**List Price**
G15302V	Vacuum 30" Hg	
G15152	15 psi / 103 kpa	
G15302	30 psi / 200 kpa	
G15602	60 psi / 400 kpa	
G151002	100 psi / 700 kpa	
G151602	160 psi / 1,100 kpa	
G152002	200 psi / 1,400 kpa	

1 1/2" Face x 1/8" Back-Steel Case UC		
Part Number	**Range psi / kpa**	**List Price**
G15302UV	Vacuum 30" Hg	
G15152U	15 psi / 103 kpa	
G15302U	30 psi / 200 kpa	
G15602U	60 psi / 400 kpa	
G151002U	100 psi / 700 kpa	
G152002U	200 psi / 1,400 kpa	

Brass Connection

2” Face x 1/4” Back-Steel Case CBM		
Part Number	**Range psi / kpa**	**List Price**
G20152	15 psi / 103 kpa	
G20302	30 psi / 200 kpa	
G20602	60 psi / 400 kpa	
G201002	100 psi / 700 kpa	
G201602	160 psi / 1,100 kpa	
G202002	200 psi / 1,400 kpa	
G203002	300 psi / 2,100 kpa	
G204002	400 psi / 2,200 kpa	
G206002	600 psi / 4,000 kpa	

2” Face x 1/4” Bottom-Steel Case LM		
Part Number	**Range psi/kpa**	**List Price**
G20151	15 psi / 103 kpa	
G20301	30 psi / 200 kpa	
G20601	60 psi / 400 kpa	
G201001	100 psi / 700 kpa	
G201601	160 psi / 1,100 kpa	
G202001	200 psi / 1,400 kpa	
G203001	300 psi / 2,100 kpa	
G204001	400 psi / 2,800 kpa	
G206001	600 psi / 4,000 kpa	

2” Face x 1/4” Back-Steel Case UC		
Part Number	**Range psi / kpa**	**List Price**
G20302UV	Vacuum 30" Hg	
G20152U	15 psi / 103 kpa	
G20302U	30 psi / 200 kpa	
G20602U	60 psi / 400 kpa	
G201002U	100 psi / 700 kpa	
G201602U	160 psi / 1,100 kpa	
G202002U	200 psi / 1,400 kpa	
G203002U	300 psi / 2,100 kpa	
G204002U	400 psi / 2,200 kpa	
G206002U	600 psi / 4,000 kpa	

Pressure & Vacuum Gauges

All Gauges This Page
Case: Black Steel
Glass: Glass
Ring: Chrome Plated Steel
Pointer And Dial: Aluminum
Internal: Copper Alloy
Connection: Brass
Temperature Range: -10°F to 150°F

Abbreviations
LM=Lower mount
CBM=Center back mount
UC=U-Clamp (for panel mount)
Accuracy: ± 3/2/3% of span

2 1/2" Face x 1/4" Back-Steel Case UC		
Part Number	**Range psi /kpa**	**List Price**
G25302UV	Vacuum 30" Hg	
G25152U	15 psi / 103 kpa	
G25302U	30 psi / 200 kpa	
G25602U	60 psi / 400 kpa	
G251002U	100 psi / 700 kpa	
G251602U	160 psi / 1,100 kpa	
G252002U	200 psi / 1,400 kpa	
G253002U	300 psi / 2,100 kpa	
G254002U	400 psi / 2,200 kpa	
G256002U	600 psi / 4,000 kpa	
G2550002U	5,000 psi / 3500 kpa	

2 1/2" Face x 1/4" Bottom-Steel Case LM		
Part Number	**Range psi / kpa**	**List Price**
G25301V	Vacuum 0-30" Hg	
G2530301	30 psi x 30" Hg Vacuum	
G2530601	60 psi x 30" Hg Vacuum	
G25301001	100 psi x 30" Hg Vacuum	
G25301601	160 psi x 30" Hg Vacuum	
G25151	15 psi / 103 kpa	
G25301	30 psi / 200 kpa	
G25601	60 psi / 400 kpa	
G251001	100 psi / 700 kpa	
G251601	160 psi / 1,100 kpa	
G252001	200 psi / 1,400 kpa	
G253001	300 psi / 2,100 kpa	
G254001	400 psi / 2,800 kpa	
G256001	600 psi / 4,000 kpa	

2 1/2" Face x 1/4" Back-Steel Case CBM		
Part Number	**Range psi / kpa**	**List Price**
G25152	15,psi / 103,kpa	
G25302	30 psi / 200 kpa	
G25602	60 psi / 400 kpa	
G251002	100 psi / 700 kpa	
G251602	160 psi / 1,100 kpa	
G252002	200 psi / 1,400 kpa	
G253002	300 psi / 2,100 kpa	
G254002	400 psi / 2,200 kpa	
G256002	600 psi / 4,000 kpa	

Hydraulic Gauges Liquid Filled

Abbreviations
LM=Lower mount
Liquid filling: Glycerine
Accuracy: ± 1.5% of span
Temperature Range: -4°F to 140°F

All Gauges This Page
Case: Stainless Steel
Glass: Glass
Ring: Chrome Plated Steel
Pointer And Dial: Aluminum
Internal: Copper Alloy
Connection: Stainless Steel

E

2 1/2" Face x 1/4" LM Liquid Filled Stainless Case Brass Internals		
Part Number	**Range psi / kpa**	**List Price**
G25301PSV	Vacuum 30" Hg	
G253030PS	30" Hg Vacuum x 30 psi	
G25151PS	15 psi / 103 kpa	
G25301PS	30 psi / 200 kpa	
G25601PS	60 psi / 400 kpa	
G251001PS	100 psi / 700 kpa	
G251601PS	160 psi / 1,100 kpa	
G252001PS	200 psi / 1,400 kpa	
G253001PS	300 psi / 2,100 kpa	
G256001PS	600 psi / 4,000 kpa	
G2510001PS	1,000 psi / 7,000 kpa	
G2515001PS	1,500psi / 10,000 kpa	
G2520001PS	2,000 psi / 14,000 kpa	
G2530001PS	3,000 psi / 21,000 kpa	
G2550001PS	5,000 psi / 35,000 kpa	
G25100001PS	10,000 psi / 70,000 kpa	

2 1/2" Face x 1/4" LM All Stainless Liquid Filled		
Part Number	**Range psi / kpa**	**List Price**
G25301PSSV	Vacuum 30"Hg	
G253030PSS	30" Hg Vacuum x 30 psi	
G25151PSS	15 psi / 103 kpa	
G25301PSS	30 psi / 200 kpa	
G25601PSS	60 psi / 400 kpa	
G251001PSS	100 psi / 700 kpa	
G251601PSS	160 psi / 1,100 kpa	
G252001PSS	200 psi / 1,400 kpa	
G253001PSS	300 psi / 2,100 kpa	
G256001PSS	600 psi / 4,000 kpa	
G2510001PSS	1,000 psi / 7,000 kpa	
G2515001PSS	1,500 psi / 10,000 kpa	
G2520001PSS	2,000 psi / 14,000 kpa	
G2530001PSS	3,000 psi / 21,000 kpa	
G2540001PSS	4,000 psi / 28,000 kpa	
G2550001PSS	5,000 psi / 35,000 kpa	
G2560001PSS	6,000 psi / 42,000 kpa	
G25100001PSS	10,000 psi / 70,000 kpa	

Accuracy: ± 1.5% of span

2 1/2" Face x 1/4" UC Liquid Filled Stainless Case - Brass Internals		
Part Number	**Range psi**	**List Price**
G25302PSUV	Vacuum 30"Hg	
G25152PSU	15 psi / 103 kpa	
G25302PSU	30 psi / 200 kpa	
G250602PSU	60 psi / 400 kpa	
G251002PSU	100 psi / 700 kpa	
G251602PSU	160 psi / 1,100 kpa	
G252002PSU	200 psi / 1,400 kpa	
G253002PSU	300 psi / 2,100 kpa	
G254002PSU	400 psi / 2,800 kpa	
G256002PSU	600 psi / 4,000 kpa	
G2510002PSU	1,000 psi / 7,000 kpa	
G2520002PSU	2,000 psi / 14,000 kpa	
G2530002PSU	3,000 psi / 21,000 kpa	
G2550002PSU	5,000 psi / 35,000 kpa	
G25100002PSU	10,000 psi / 70,000 kpa	

Accuracy: ± 1.5% of span

2 1/2" Face x 1/4" UCBM All Stainless Liquid Filled		
Part Number	**Range psi / kpa**	**List Price**
G25302PSSUV	Vacuum 30"Hg	
G25152PSSU	15 psi / 103 kpa	
G25302PSSU	30 psi / 200 kpa	
G25602PSSU	60 psi / 400 kpa	
G251002PSSU	100 psi / 700 kpa	
G251602PSSU	160 psi / 1,100 kpa	
G252002PSSU	200 psi / 1,400 kpa	
G253002PSSU	300 psi / 2,100 kpa	
G254002PSSU	400 psi / 2,800 kpa	
G256002PSSU	600 psi / 4,000 kpa	
G2510002PSSU	1,000 psi / 7,000 kpa	
G2520002PSSU	2,000 psi / 14,000 kpa	
G2530002PSSU	3,000 psi / 21,000 kpa	
G2550002PSSU	5,000 psi / 35,000 kpa	
G25100002PSSU	10,000 psi / 70,000 kpa	

Hydraulic Gauges
Liquid Filled

All Gauges This Page
Case: Stainless Steel
Glass: Glass
Pointer : Aluminum
Internal: Copper Alloy
Connection: Stainless Steel
Temperature Range: -4°F to 140°F

Abbreviations
LM=Lower mount
CBM=Center back mount
UC=U-Clamp (for panel mount)

Accuracy: ± 3/2/3% of span **DRY**

3 1/2" Face x 1/4" LM Steel Case - Brass Internals		
Part Number	**Range x psi**	**List Price**
G35301	30 psi / 200 kpa	
G35601	60 psi / 400 kpa	
G351001	100 psi / 700 kpa	
G351601	160 psi / 1,100 kpa	
G352001	200 psi / 1,400 kpa	
G353001	300 psi / 2,100 kpa	
G354001	400 psi / 2,800 kpa	
G356001	600 psi / 4,000 kpa	

Accuracy: ± 1.5% of span

4" Face x 1/4" LM Liquid Filled Stainless Case Brass Internals		
Part Number	**Range psi / kpa**	**List Price**
G40151PS	15 psi / 103 kpa	
G40301PS	30 psi / 200 kpa	
G40601PS	60 psi / 400 kpa	
G401001PS	100 psi / 700 kpa	
G401601PS	160 psi / 1100 kpa	
G402001PS	200 psi / 1400 kpa	
G403001PS	300 psi / 2100 kpa	
G404001PS	400 psi / 2800 kpa	
G406001PS	600 psi / 4000 kpa	
G4010001PS	1,000 psi / 7,000 kpa	
G4015001PS	1,500 psi / 10,000 kpa	
G4020001PS	2,000 psi / 14,000 kpa	
G4030001PS	3,000 psi / 21,000 kpa	
G4050001PS	5,000 psi / 35,000 kpa	
G40100001PS	10,000 psi / 70,000 kpa	
G40150001PS	15,000 psi / 10,3421kpa	

Accuracy: ± 3/2/3% of span **DRY**

4" Face x 1/4" LM Steel Case - Brass Internals		
Part Number	**Range psi / kpa**	**List Price**
G4030301	30" Hg Vacuum X 30 psi	
G40151	15 psi / 103 kpa	
G40301	30 psi / 200 kpa	
G40601	60 psi / 400 kpa	
G401001	100 psi / 700 kpa	
G401601	160 psi / 1,100 kpa	
G402001	200 psi / 1,400 kpa	
G403001	300 psi / 2,100 kpa	
G404001	400 psi / 2,200 kpa	
G406001	600 psi / 4,000 kpa	
G4010001	1,000 psi / 7,000 kpa	
G4020001	2,000 psi / 14,000 kpa	
G4050001	5,000 psi / 35,000 kpa	

Accuracy: ± 1.5% of span

4" Face x 1/2" LM Liquid Filled Stainless Case Brass Internals		
Part Number	**Range psi / kpa**	**List Price**
G40151-1PS	15 psi / 103 kpa	
G40301-1PS	30 psi / 200 kpa	
G40601-1PS	60 psi / 400 kpa	
G401001-1PS	100 psi / 700 kpa	
G401601-1PS	160 psi / 1100 kpa	
G402001-1PS	200 psi / 1400 kpa	
G403001-1PS	300 psi / 2100 kpa	
G404001-1PS	400 psi / 2800 kpa	
G406001-1PS	600 psi / 4000 kpa	
G4010001-1PS	1,000 psi / 7,000 kpa	
G4020001-1PS	2,000 psi / 14,000 kpa	
G4030001-1PS	3,000 psi / 21,000 kpa	
G4050001-1PS	5,000 psi / 35,000 kpa	
G4060001-1PS	6,000 psi / 70,000 kpa	

E

Hydraulic Gauges

Case: Stainless Steel
Glass: Glass
Pointer : Aluminum
Internal: Copper Alloy
Connection: Stainless Steel
Temperature Range: -4°F to 140°F

Abbreviations
LM=Lower mount
Liquid filling: Glycerine
Accuracy: ± 1.5% of span
Temperature Range: -4°F to 140°

4" Face x 1/4" LM All Stainless Liquid Filled		
Part Number	**Range psi / kpa**	**List Price**
G40151PSS	15 psi / 103 kpa	
G40301PSS	30 psi / 200 kpa	
G40601PSS	60 psi / 400 kpa	
G401001PSS	100 psi / 700 kpa	
G401601PSS	160 psi / 1100 kpa	
G402001PSS	200 psi / 1400 kpa	
G403001PSS	300 psi / 2100 kpa	
G404001PSS	400 psi / 2800 kpa	
G406001PSS	600 psi / 4000 kpa	
G4010001PSS	1,000 psi / 7,000 kpa	
G4015001PSS	1,500 psi / 10,000 kpa	
G4020001PSS	2,000 psi / 14,000 kpa	
G4030001PSS	3,000 psi / 21,000 kpa	
G4050001PSS	5,000 psi / 35,000 kpa	
G40100001PSS	10,000 psi / 70,000 kpa	
G40150001PSS	15,000 psi / 10,3421 kpa	

4" Face x 1/2" LM All Stainless Liquid Filled		
Part Number	**Range psi / kpa**	**List Price**
G40301-1PSS	30 psi / 200 kpa	
G401001-1PSS	100 psi / 700 kpa	
G401601-1PSS	160 psi / 1,100 kpa	
G402001-1PSS	200 psi / 1,400 kpa	
G403001-1PSS	300 psi / 2,100 kpa	
G404001-1PSS	400 psi / 2,800 kpa	
G406001-1PSS	600 psi / 4,000 kpa	
G4010001-1PSS	1,000 psi / 7,000 kpa	
G4020001-1PSS	2,000 psi / 14,000 kpa	
G4030001-1PSS	3,000 psi / 21,000 kpa	
G4050001-1PSS	5,000 psi / 35,000 kpa	
G4060001-1PSS	6,000 psi / 42,000 kpa	
G40100001-1PSS	10,000 psi / 70,000 kpa	

Ammonia Gauges

Case: Steel
Glass: Glass
Pointer : Aluminum
Internal: Brass
Connection: Brass
Temperature Range: -4°F to 140°F

Case: Stainless Steel
Glass: Glass
Pointer : Aluminum
Internal: Copper Alloy
Connection: Stainless Steel
Temperature Range: -4°F to 140°F

Ammonia Gauge 2 1/2" Face x 1/4" Steel Case LM		
Part Number	**Range x Type**	**List Price**
G2500001A	30"-0-150 psi / 84°F	

Ammonia Gauge Liquid Filled 2 1/2" Face x 1/4" LM Liquid All Stainless		
Part Number	**Range x Type**	**List Price**
G250001APSS	30"-0-150 psi / 84°F	
G250021APSS	30"-0-400 psi / 84°F	

Hydraulic Gauges
Liquid Filled

All Gauges This Page
Case: Stainless Steel
Glass: Glass
Pointer : Aluminum
Internal: Brass
Connection: Stainless Steel
Temperature Range: -4°F to 140°F

Abbreviations
LM=Lower mount
Liquid filling: Glycerine
Accuracy: ± 1.5% of span
Temperature Range: -4°F to 140°F

Accuracy: ± 1.5% of span

4" Face x 1/4" UCBM Liquid Filled Stainless Case Brass Internals		
Part Number	**Range psi / kpa**	**List Price**
G40152PSU	15 psi / 103 kpa	
G40302PSU	30 psi / 200 kpa	
G40602PSU	60 psi / 400 kpa	
G401002PSU	100 psi / 700 kpa	
G401602PSU	160 psi / 1100 kpa	
G402002PSU	200 psi / 1400 kpa	
G403002PSU	300 psi / 2100 kpa	
G404002PSU	400 psi / 2800 kpa	
G406002PSU	600 psi / 4000 kpa	
G4010002PSU	1,000 psi / 7,000 kpa	
G4015002PSU	1,500 psi / 10,000 kpa	
G4020002PSU	2,000 psi / 14,000 kpa	
G4030002PSU	3,000 psi / 21,000 kpa	
G4050002PSU	5,000 psi / 35,000 kpa	
G40100002PSU	10,000 psi / 70,000 kpa	
G40150002PSU	15,000 psi / 10,3421kpa	

Accuracy: ± 1.5% of span

4" Face x 1/4" UCBM All Stainless Liquid Filled		
Part Number	**Range psi / kpa**	**List Price**
G40152PSSU	15 psi / 103 kpa	
G40302PSSU	30 psi / 200 kpa	
G40602PSSU	60 psi / 400 kpa	
G401002PSSU	100 psi / 700 kpa	
G401602PSSU	160 psi / 1,100 kpa	
G402002PSSU	200 psi / 1,400 kpa	
G403002PSSU	300 psi / 2,100 kpa	
G404002PSSU	400 psi / 2,800 kpa	
G406002PSSU	600 psi / 4,000 kpa	
G4010002PSSU	1,000 psi / 7,000 kpa	
G4015002PSSU	1,500psi / 10,000 kpa	
G4020002PSSU	2,000 psi / 14,000 kpa	
G4030002PSSU	3,000 psi / 21,000 kpa	
G4050002PSSU	5,000 psi / 35,000 kpa	
G40100002PSSU	10,000 psi / 70,000 kpa	
G40150002PSSU	15,000 psi / 105,000 kpa	

Process Gauges

Standard Features For Process Gauges
Case & Rings: Fiberglass reinforced thermoplastic, black
Window: Acrylic
Dial: White aluminum
Pointer: Aluminum, adjustable
Accuracy: ± 0.5% of full scale ASME B40.1 Grade 2A
Liquid Filling: Glycerin
Tube: 316 Stainless Steel
Tip: 316 Stainless Steel
Temperature Range: -4°F to 140°F

E

4 1/2" Face x 1/2" LM Process Gauges (Dry)		
316 S/S Tube / Alloy Tip & Socket Wika 232.34		
Part Number	**Range psi**	**List Price**
9834850-200	200	
9834065-600	600	
9834893-1000	1,000	
9834907-1500	1,500	
9834915-2000	2,000	
9834923-3000	3,000	
9834931-5000	5,000	
9834940-10000	10,000	

4 1/2" Face x 1/2" LM Polycase Process Liquid Filled		
316 S/S Tube / Alloy Tip & Socket Wika 233.34		
Part Number	**Range psi**	**List Price**
L9834031-200	200	
L9834885-600	600	
L9834893-1000	1,000	
L9834907-1500	1,500	
L9834915-2000	2,000	
L9834923-3000	3,000	
L9834931-5000	5,000	
L9834940-10000	10,000	

Needle Valves / (Small Body Style)

Good for limited space applications.

Designed for applications where caustic liquids and corrosive media are common.

Hard Seat Valves 316 Stainless Steel

10,000 psi 316 Stainless Steel			
Part Number	**Size**	**Style**	**List Price**
SS0011	1/8"	FxF	
SS0012	1/4"	FxF	
SS0013	3/8"	FxF	
SS0014	1/2"	FxF	
SS0016	3/4"	FxF	
SS0018	1"	FxF	
SS0032	1/4"	MxF	
SS0034	1/2"	MxF	
SS0052	1/4"	FxF Angle	
SS0054	1/2"	FxF Angle	
SS0072	1/4"	MxF Angle	
SS0074	1/2"	MxF Angle	

6000 psi 316 Stainless Miniature			
Part Number	**Size**	**Style**	**List Price**
SSM011	1/8"	FxF	
SSM012	1/4"	FxF	
SSM032	1/4"	MxF	

Designed for applications where non corrosive media are used, air, water and oil.

Hard Seat Valves Alloy Steel

10,000 psi Carbon Steel			
Part Number	**Size**	**Style**	**List Price**
CS0011	1/8"	FxF	
CS0012	1/4"	FxF	
CS0013	3/8"	FxF	
CS0014	1/2"	FxF	
CS0016	3/4"	FxF	
CS0018	1"	FxF	
CS0032	1/4"	MxF	
CS0034	1/2"	MxF	
CS0052	1/4"	FxF Angle	
CS0054	1/2"	FxF Angle	
CS0072	1/4"	MxF Angle	
CS0074	1/2"	MxF Angle	

6000 psi Carbon Steel Miniature			
Part Number	**Size**	**Style**	**List Price**
CSM011	1/8"	FxF	
CSM012	1/4"	FxF	
CSM032	1/4"	MxF	

Needle Valves / (Large Body Style)

10,000 psi 316 Stainless Steel

Part Number	Size	Style	List Price
N1312	1/4"	FxF	
N1313	3/8"	FxF	
N1314	1/2"	FxF	
N1316	3/4"	FxF	
N1318	1"	FxF	
N1332	1/4"	MxF	
N1334	1/2"	MxF	
N1352	1/4"	FxF Angle	
N1354	1/2"	FxF Angle	
N1372	1/4"	MxF Angle	
N1374	1/2"	MxF Angle	

6000 psi 316 Stainless Miniature

Part Number	Size	Style	List Price
N0311	1/8"	FxF	
N0312	1/4"	FxF	
N0332	1/4"	MxF	



FxM



FxF

10,000 psi Carbon Steel

Part Number	Size	Style	List Price
N1512	1/4"	FxF	
N1513	3/8"	FxF	
N1514	1/2"	FxF	
N1516	3/4"	FxF	
N1518	1"	FxF	
N1532	1/4"	MxF	
N1534	1/2"	MxF	
N1552	1/4"	FxF Angle	
N1554	1/2"	FxF Angle	
N1572	1/4"	MxF Angle	
N1574	1/2"	MxF Angle	

6000 psi Carbon Steel Miniature

Part Number	Size	Style	List Price
N0511	1/8"	FxF	
N0512	1/4"	FxF	
N0532	1/4"	MxF	

E

Pressure Snubbers

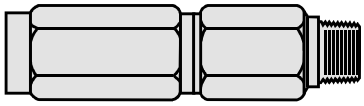

Pressure Surge and Shock Snubbers

Part Number	Body Material	Max psi	Connec-tion Size	List Price
MODEL 010B	Brass	3,000	1/4”	
MODEL 050B	Brass	5,000	3/8”	
MODEL 060B	Brass	5,000	1/2”	
MODEL 010S	303SS	5,000	1/4”	
MODEL 060S	303SS	5,000	1/2”	

Pigtail Siphons

For Vertical Use **Steam Gauge Siphons**

Part Number	Body Material	Size NPT	Pressure Rating	Temp. ° F	List Price
4201779	Brass	1/4"	250	400	
4201787	Sch 40 Steel	1/4"	500	400	
4201788	Sch 80 Steel	1/4"	800	400	
4201761	Sch 40 316SS	1/4"	500	400	
4201789	Sch 80 Steel	1/2"	800	400	

Coil Siphons

For Horizontal Use **Steam Gauge Siphons**

Part Number	Body Material	Size NPT	Pressure Rating	Temp. ° F	List Price
4201809	Brass	1/4"	250	400	
4201817	Sch 40 Steel	1/4"	500	400	
4201825	Sch 80 Steel	1/4"	800	400	
4201833	Sch 80 Steel	1/2"	800	400	

Seal Fast Clamps

Double Bolt Clamps USA Sized

(Zinc Plated)

Part Number	Hose O.D New.	List Price
DB0400SF	3-16/ X 3-26/32	
DB0463SF	4-1/32 X 4-9/32	
DB0525SF	4-8/32 X 4-30/32	
DB0550SF	4-16/32 X 5-8/32	
DB0600SF	5-4/32 X 5-22/32	
DB0675SF	5-3/32 X 6-16/32	
DB0769SF	6-16/32 X 7-18/32	
DB0818SF	7-22/32 X 8-6/32	
DB0875SF	8-8/32 X 8-28/32	
DB0988SF	8-30/32 X 9-28/32	
DB1125SF	9-30/32 X 11-12/32	
DB1275SF	11-6/32 X 13	
DB1450SF	13-6/32 X 15	

F

Double Bolt Clamps (Zinc Plated)

Please check Hose O.D. before ordering.

Part Number *	Hose O.D New.	List Price	Part Number	Hose O.D New.	List Price
0022 DB	21/32 To 7/8		0550 DBU	4-1/8 To 4-5/8	
0029 DB	7/8 To 1-9/64		0600 DBU	4-7/8 To 5-1/4	
0034 DB	1-5/16 to 1-11/32		0675 DBU	5-5/8 To 6-5/8	
0040 DB	1-15/32 To 1-25/32		0769 DBU	6-1/2 To 6-3/4	
0049 DB	1-3/4 To 1-15/16		0818 DBU	6-1/2 To 7-3/4	
0060 DB	1-7/8 To 2-3/8		0875 DBU	7-5/8 To 8-1/4	
0076 DB	2-3/8 To 2-7/8		0988 DBU	8-3/8 To 9-1/8	
0094 DB	3-1/2 To 3-11/16		1125 DB	9-15/16 To 11-3/8	
0400 DBU	2-3/4 To 3-1/2		1275 DB	11-7-16 To 12-1/4	
0463 DBU	3-1/2 To 4-1/8		1450 DB	13-1/16 To 15	
0525 DBU	4-1/4 To 4-5/8		1700 DB	15-1/16 To 17-1/4	

* U - Undersized

Spiral Hose Clamps (Zinc Plated)

Left Hand Spiral

Right Hand Spiral

Recommended for PVC suction or discharge.

Spiral Bolt Clamps

Size	Part Number Left Hand	Part Number Right Hand	List Price
1-1/2	150 SCL	150 SCR	
2	200 SCL	200 SCR	
2-1/2	250 SCL	250 SCR	
3	300 SCL	300 SCR	
4	400 SCL	400 SCR	
5	500 SCL	500 SCR	
6	600 SCL	600 SCR	
8	800 SCL	800 SCR	
10	1000 SCL	1000 SCR	
12	1200 SCL	1200 SCR	

Clamps for Universal Hose Couplings and Ground Joints

Please check Hose O.D. before ordering.

3/8" to 3/4" ID

1" to 2" ID

4" ID

Cast Iron Zinc Plated

Hose I.D.	For Hose O.D. From	For Hose O.D. To	Part Number	List Price	Hose I.D.	For Hose O.D. From	For Hose O.D. To	Part Number	List Price
3/8	11/16	7/8	SF1		1-1/4	1-25/32	2-3/32	SF19U	
1/2	13/16	15/16	SF2		1-1/2	2-3/16	2-3/8	SF24U	
1/2	15/16	1-1/16	SF4		1-1/2	2-1/4	2-9/16	SF24	
1/2	1-1/16	1-3/16	SF5		1-1/2	2-9/16	2-3/4	SF25	
3/4	1-1/8	1-5/16	SF9A		2	2-8/16	2-25/32	SF29U	
3/4	1-3/16	1-5/16	SF9U		2	2-3/4	3-1/16	SF29	
3/4	1-5/16	1-1/2	SF9B		2	3-3/32	3-7/16	SF30	
3/4	1-1/2	1-11/16	SF10		4	4-1/16	4-7/16	SF39	
1	1-17/32	1-23/32	SF14U		4	4-7/8	5-5/16	SF49U	
1	1-11/16	1-15/16	SF14		4	5-1/8	6-3/16	SF49	

Seal Fast Clamps

One Bolt Hose Clamps

Finish: Carbon Steel Zinc Plated

Part Number	Opening Size	Band Width & Thickness	mm Size	Clamps Per Pkg.	List Price Per Clamp
901	11/16 X 3/4	0.70 X 0.024	17 - 19	50	
902	25/32 X 7/8	0.70 X 0.024	20 - 22	50	
904	29/32 X 1	0.70 X 0.024	23 - 25	50	
905	1 1/64 X 1 7/64	0.70 X 0.024	26 - 28	50	
907	1 5/32 X 1 7/32	0.79 X 0.039	29 - 31	50	
908	1 1/4 X 1 3/8	0.79 X 0.039	32 - 35	50	
909	1 27/64 X 1 1/2	0.79 X 0.039	36 - 38	50	
911	1 9/16 X 1 11/16	0.79 X 0.039	40 - 43	50	
912	1 23/32 X 1 27/32	0.79 X 0.039	44 - 47	50	
913	1 7/8 X 2	0.79 X 0.039	48 - 51	50	
914	2 1/16 X 2 5/32	0.79 X 0.039	52 - 55	50	
915	2 3/16 X 2 5/16	0.79 X 0.039	56 - 59	50	
916	2 11/32 X 2 15/32	0.79 X 0.039	60 - 63	50	
917	2 1/2 X 2 5/8	0.79 X 0.031	64 - 67	25	
918	2 11/16 X 2 7/8	0.79 X 0.031	68 - 73	25	
919	2 29/32 X 3 3/32	0.98 X 0.047	74 - 79	25	
920	3 1/8 X 3 5/16	0.98 X 0.047	80 - 85	25	
921	3 5/16 X 3 9/16	0.98 X 0.047	86 - 91	25	
922	3 5/8 X 3 13/16	0.98 X 0.047	92 - 97	25	
923	3 7/8 X 4 1/16	0.98 X 0.047	98 - 103	25	
924	4 3/32 X 4 3/8	0.98 X 0.047	104 - 112	25	
925	4 3/8 X 4 3/4	0.98 X 0.047	113 - 121	25	
926	4 3/4 X 5 1/8	0.98 X 0.047	122 - 130	25	
927	5 1/8 X 5 1/2	0.98 X 0.047	131 - 139	25	
928	5 1/2 X 5 7/8	0.98 X 0.047	140 - 148	25	
929	5 7/8 X 6 3/8	0.98 X 0.047	149 - 161	25	
930	6 3/8 X 6 7/8	0.98 X 0.047	162 - 174	10	
931	6 7/8 X 7 3/8	0.98 X 0.047	175 - 187	10	
932	7 3/8 X 7 7/8	0.98 X 0.047	188 - 200	10	
933	7 7/8 X 8 3/8	0.98 X 0.047	201 - 213	10	
934	8 3/8 X 8 7/8	0.98 X 0.047	214 - 226	10	
935	8 7/8 X 9 3/8	1.09 X 0.062	227 - 239	10	
936	9 3/8 X 9 7/8	1.09 X 0.062	240 - 252	10	

F

Wide band Hose Clamps

Finish: Carbon Steel Zinc Plated

WIDE BAND	Part Number	Opening Size	Band Width & Thickness	mm Size	Clamps Per Pkg.	List Price Per Clamp
	W781	1 23/32 X 1 7/8	0.79 X 0.039	44 - 49	50	
	W782	1 15/16 X 2 5/32	0.79 X 0.039	50 - 55	50	
	W783	2 3/16 X 2 3/8	0.79 X 0.039	56 - 61	50	
	W784	2 7/16 X 2 5/8	0.79 X 0.039	62 - 67	50	
	W785	2 11/16 X 2 7/8	0.79 X 0.039	68 - 73	50	
	W786	2 29/32 X 3 3/32	0.79 X 0.039	74 - 79	50	
	W787	3 1/8 X 3 5/16	0.79 X 0.039	80 - 85	50	
	W788	3 5/16 X 3 9/16	0.79 X 0.039	86 - 91	25	
	W789	3 5/8 X 3 13/16	0.79 X 0.039	92 - 97	25	
	W7810	3 7/8 X 4 1/16	0.79 X 0.039	98 - 103	25	
	W7811	4 3/32 X 4 3/8	0.79 X 0.039	104 - 119	25	
	W7812	4 5/16 X 4 9/16	0.98 X 0.047	110 - 115	25	

F

Seal Fast Clamps

STAINLESS CLAMP	Part Number	Opening Size	Band Width & Thickness	mm Size	Clamps Per Pkg.	List Price Per Clamp
	307	1 5/32 x 1 7/32	0.79 X 0.039	29-31	50	
	308	1 1/4 x 1 3/8	0.79 X 0.039	32-35	50	
	309	1 13/32 x 1 1/2	0.79 X 0.039	36-39	50	
	310	1 9/16 x 1 11/16	0.79 X 0.039	40-43	50	
	311	1 23/32 x 1 27/32	0.79 X 0.039	44-47	50	
	312	1 7/8 x 2	0.79 X 0.039	48-51	25	
	313	2 1/16 x 2 5/32	0.79 X 0.039	52-55	25	
	314	2 7/32 x 2 5/16	0.79 X 0.039	56-59	25	
	315	2 11/32 x 2 15/32	0.79 X 0.039	60-63	25	
	316	2 1/2 x 2 5/8	0.79 X 0.039	64-67	25	
	317	2 11/16 x 2 7/8	0.79 X 0.039	68-73	25	
	318	2 29/32 x 3 3/32	0.98 X 0.047	74-79	25	
	319	3 1/8 x 3 5/16	0.98 X 0.047	80-85	25	
	320	3 3/8 x 3 9/16	0.98 X 0.047	86-91	25	
	321	3 5/8 x 3 13/16	0.98 X 0.047	92-97	25	
	322	3 7/8 x 4 1/16	0.98 X 0.047	98-103	25	
	323	4 3/32 x 4 3/8	0.98 X 0.047	104-112	25	
	324	4 3/8 x 4 3/4	0.98 X 0.047	113-121	25	
	325	4 3/4 x 5 1/8	0.98 X 0.047	122-130	25	
	326	5 1/8 x 5 1/2	0.98 X 0.047	131-139	25	
	327	5 1/2 x 5 7/8	0.98 X 0.062	140-148	25	
	328	5 7/8 x 6 3/8	0.98 X 0.062	149-161	25	
	329	6 3/8 x 6 7/8	0.98 X 0.062	162-174	25	
	330	6 7/8 x 7 3/8	0.98 X 0.062	175-187	25	
All Stainless Steel	331	7 3/8 x 7 7/8	0.98 X 0.062	188-200	25	
	332	7 7/8 x 8 3/8	0.98 X 0.062	201-213	25	
	333	8 3/8 x 8 7/8	0.98 X 0.062	214-226	25	
	334	8 7/8 x 9 3/8	1.09 X 0.062	227-239	25	
	335	9 3/8 x 9 7/8	1.09 X 0.062	240-252	25	

Heavy Duty 2-Bolt

	Part Number	Opening Size	Band Width & Thickness	mm Size	Clamps Per Pkg.	List Price Per Clamp
	SD50	1 5/8 x 2	0.70 X 0.024	41-51	50	
	SD55	1 13/16 x 2 1/4	0.70 X 0.024	46-56	50	
	SD60	2 x 2 7/16	0.70 X 0.024	51-61	50	
	SD65	2 1/4 x 2 9/16	0.70 X 0.024	56-66	50	
	SD70	2 7/16 x 2 13/16	0.70 X 0.024	61-71	50	
	D75	2 9/16 x 3	0.70 X 0.024	66-76	50	
	D80	2 13/16 x 3 3/16	0.70 X 0.024	71-81	50	
	D85	3 x 3 5 /16	0.79 X 0.039	76-86	50	
	D90	3 3/16 x 3 9/16	0.79 X 0.039	81-91	50	
	D95	3 5/16 x 3 11/16	0.79 X 0.039	86-96	50	
	D100	3 9/16 x 3 15/16	0.79 X 0.039	91-101	50	
	D105	3 11/16 x 4 1/4	0.79 X 0.039	96-106	50	
	D110	3 15/16 x 4 3/8	0.79 X 0.039	101-111	50	
	D115	4 1/4 x 4 9/16	0.79 X 0.031	106-116	25	
	D120	4 3/8 x 4 3/4	0.79 X 0.031	111-121	25	
	D125	4 9/16 x 4 15/16	0.79 X 0.031	116-126	25	
Heavy Duty 2-Bolt	D130	4 3/4 x 5 3/16	0.79 X 0.031	121-131	25	
	D140	5 3/16 x 5 1/2	0.79 X 0.031	131-141	25	
	D150	5 1/2 x 5 13/16	0.98 X 0.047	141-151	25	
Zinc Plated	D160	5 13/16 x 6 3/8	0.98 X 0.047	151-161	25	
	D170	6 3/8 x 6 11/16	0.98 X 0.047	161-171	25	
	D180	6 11/16 x 7 1/8	0.98 X 0.047	171-181	25	
	D190	7 1/8 x 7 9/16	0.98 X 0.047	181-191	25	
	D200	7 9/16 x 7 7/8	0.98 X 0.047	191-201	25	
	D210	7 7/8 x 7 5/16	0.98 X 0.047	201-211	25	
	D220	7 15/16 x 8 7/8	0.98 X 0.047	211-221	25	
	D230	8 7/8 x 9 1/8	1.09 X0.062	221-231	10	

Mikalor Bolt Hose Clamps

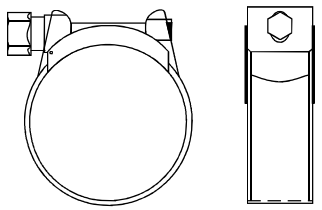

Bolt: Zinc Plated
Band & Arch:
Stainless AISI-430
Other Components:
Zinc Plated steel

We recommend working at 75% of the maximum values.

Part Number	Opening Size	Band Width & Thickness	mm Size	Torque * Max. ft. lbs.	Clamps Per Box	List Price Per Clamp
301901-2	11/16 X 3/4	0.70 X 0.024	17-19	3.3	50	
301902-0	3/4 X 13/16	0.70 X 0.024	19-20	3.3	50	
301903-9	13/16 X 29/32	0.70 X 0.024	21-23	3.3	50	
301904-7	29/32 X 1	0.70 X 0.024	23-25	3.3	50	
301905-5	1 X 1-1/16	0.70 X 0.024	25-27	3.3	50	
301906-3	1-1/16 x 1-5/32	0.70 X 0.024	27-29	3.3	50	
301907-1	1-5/32 x 1-7/32	0.70 X 0.024	29-31	3.3	50	
301908-0	1-7/32 X 1-5/16	0.79 X 0.039	31-34	5.9	50	
301909-8	1-5/16 X 1-7/16	0.79 X 0.039	34-37	5.9	50	
301910-0	1-7/16 X 1-9/16	0.79 X 0.039	37-40	5.9	50	
301911-9	1-9/16 X 1-11/16	0.79 X 0.039	40-43	5.9	50	
301912-7	1-11/16 X 1-27/32	0.79 X 0.039	43-47	5.9	50	
301913-5	1-27/32 X 2	0.79 X 0.039	47-51	7.4	50	
301914-3	2 X 2-5/32	0.79 X 0.031	51-55	7.4	25	
301915-1	2-5/32 X 2-5/16	0.79 X 0.031	55-59	7.4	25	
301916-0	2-5/16 X 2-15/32	0.79 X 0.031	59-63	7.4	25	
301917-8	2-15/32 X 2-11/16	0.79 X 0.031	63-68	7.4	25	
301918-6	2-11/16 X 2-7/8	0.79 X 0.031	68-73	7.4	25	
301919-4	2-7/8 X 3-3/32	0.98 X 0.047	73-79	18.4	25	
301920-7	3-3/32 X 3-5/16	0.98 X 0.047	79-85	18.4	25	
301921-5	3-5/16 X 3-9/16	0.98 X 0.047	85-91	18.4	25	
301922-3	3-9/16 X 3-13/16	0.98 X 0.047	91-97	18.4	25	
301923-1	3-13/16 X 4-3/32	0.98 X 0.047	91-104	18.4	25	
301924-0	4-3/32 X 4-3/8	0.98 X 0.047	104-112	18.4	25	
301925-8	4-3/8 X4-3/4	0.98 X 0.047	112-121	18.4	25	
301926-6	4-3/4 X 5-1/8	0.98 X 0.047	121-130	18.4	25	
301927-4	5-1/8 X 5-1/2	1.09 X0.062	131-139	36.8	10	
301928-2	5-1/2 X 5-7/8	1.09 X0.062	140-148	36.8	10	
301929-0	5-7/8 X 6-3/8	1.09 X0.062	149-161	36.8	10	
301930-3	6-3/8 X 6-7/8	1.09 X0.062	162-174	36.8	10	
301931-1	6-7/8 X 7-3/8	1.09 X0.062	175-187	36.8	10	
301932-0	7-3/8 X 7-7/8	1.09 X0.062	188-200	36.8	10	
301933-8	7-7/8 X 8-3/8	1.09 X0.062	201-213	36.8	10	
301934-6	8-3/8 X 8-7/8	1.09 X0.062	214-226	36.8	10	
301935-4	8-7/8 X 9-3/8	1.09 X0.062	227-239	36.8	10	
301936-2	9-3/8 X 9-7/8	1.09 X0.062	240-252	36.8	10	

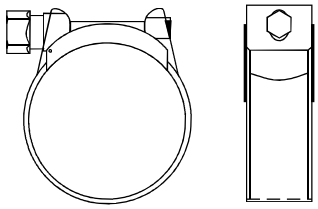

All Stainless Steel AISI-304

We recommend working at 75% of the maximum values.

Part Number	Opening Size	Band Width & Thickness	mm Size	Torque * Max. ft. lbs.	Clamps Per Pkg.	List Price Per Clamp
301307-1	1-5/32 X 1-7/32	0.79 X 0.039	29-31	11.0	50	
301308-3	1-7/32 X 1-5/16	0.79 X 0.039	31-34	11.0	50	
301309-1	1-5/16 X 1-7/16	0.79 X 0.039	34-37	11.0	50	
301310-4	1-7/16 X 1-9/16	0.79 X 0.039	37-40	11.0	50	
301311-2	1-9/16 X 1-11/16	0.79 X 0.039	40-43	11.0	50	
301312-0	1-11/16 X 1-27/32	0.79 X 0.039	43-47	11.0	50	
301313-9	1-27/32 X 2	0.79 X 0.039	47-51	11.0	50	
301314-7	2 X 2-5/32	0.79 X 0.039	51-55	11.0	25	
301315-5	2-5/32 X 2-5/16	0.79 X 0.039	55-59	11.0	25	
301316-3	2-5/16 X 2-15/32	0.79 X 0.039	59-63	11.0	25	
301317-1	2-15/32 X 2-11/16	0.79 X 0.039	63-68	11.0	25	
301318-0	2-11/16 X 2-7/8	0.98 X 0.047	68-73	18.4	25	
301319-8	2-7/8 X 3-3/32	0.98 X 0.047	73-79	18.4	25	
301320-0	3-3/32 X 3-5/16	0.98 X 0.047	79-85	18.4	25	
301321-9	3-5/16 X 3-9/16	0.98 X 0.047	85-91	18.4	25	
301322-7	3-9/16 X 3-13/16	0.98 X 0.047	91-97	18.4	25	
301323-5	3-13/16 X 4-3/32	0.98 X 0.047	97-104	18.4	25	
301324-3	4-3/32 X 4-3/8	0.98 X 0.047	104-112	18.4	25	
301325-1	4-3/8 X 4-3/4	0.98 X 0.047	112-121	18.4	25	
301326-0	4-3/4 X 5-1/8	0.98 X 0.047	121-130	18.4	25	

Seal Fast Preformed Stainless Clamps

Type 302 Stainless Steel 3/8" , 5/8" and 3/4" (Nominal) Width								
Clamp Diameter	Part Number 3/8 & 5/8 Wide	Clamps Per Box	Band Width & Thickness	List Price/ 100 Clamps	Part Number 3/4 Wide	Clamps Per Box	Band Width & Thickness	List Price/ 100 Clamps
13/16"	**SF03KS**	100	3/8" x 0.020"		--	--	--	
1-3/8"	**SF311KS**	100	3/8" x 0.020"		--	--	--	
1"	**SF04KS**	100	5/8" x 0.022"		--	--	--	
1-1/4"	**SF05KS**	100	5/8" x 0.022"		--	--	--	
1-1/2"	**SF06KS**	100	5/8" x 0.022"		--	--	--	
1-3/4"	**SF07KS**	100	5/8" x 0.022"		--	--	--	
2"	**SF08KS**	100	5/8" x 0.022"		**SF0875KS**	100	3/4" X 0.030"	
2-1/4"	**SF09KS**	100	5/8" x 0.022"		**SF0975KS**	100	3/4" X 0.030"	
2-1/2"	**SF10KS**	60	5/8" x 0.022"		**SF1075KS**	60	3/4" X 0.030"	
2-3/4"	**SF11KS**	50	5/8" x 0.022"		**SF1175KS**	50	3/4" X 0.030"	
3"	**SF12KS**	25	5/8" x 0.022"		**SF1275KS**	25	3/4" X 0.030"	
3-1/2"	**SF14KS**	25	5/8" x 0.022"		**SF1475KS**	25	3/4" X 0.030"	
4"	**SF16KS**	25	5/8" x 0.022"		**SF1675KS**	25	3/4" X 0.030"	
4-1/2"	**SF18KS**	25	5/8" x 0.022"		**SF1875KS**	25	3/4" X 0.030"	
5"	**SF20KS**	25	5/8" x 0.022"		**SF2075KS**	25	3/4" X 0.030"	
6"	**SF24KS**	25	5/8" x 0.022"		**SF2475KS**	25	3/4" X 0.030"	
7"	**SF28KS**	15	5/8" x 0.022"		**SF2875KS**	15	3/4" X 0.030"	
8"	**SF32KS**	20	5/8" x 0.022"		**SF3275KS**	20	3/4" X 0.030"	

Type 302 Stainless Steel J Series With Smooth I.D. 5/8" and 3/4" (Nominal) Width								
Clamp Diameter	Part Number 5/8 & 3/4 Wide	Clamps Per Box	Band Width & Thickness	List Price/ 100 Clamps				
1"	**SF203JS**	100	5/8" x 0.030"					
1-1/4"	**SF204JS**	100	5/8" x 0.030"					
1-1/2"	**SF205JS**	100	5/8" x 0.030"					
1-3/4"	**SF206JS**	100	5/8" x 0.030"					
2"	**SF207JS**	100	5/8" x 0.030"					
2-1/4"	**SF208JS**	100	5/8" x 0.030"					
2-1/2"	**SF209JS**	100	5/8" x 0.030"					
2"	**SF227JS**	100	3/4" x 0.030"					
2-3/4"	**SF210JS**	50	3/4" x 0.030"					
3"	**SF211JS**	50	3/4" x 0.030"					
3-1/2"	**SF212JS**	50	3/4" x 0.030"					
4"	**SF213JS**	50	3/4" x 0.030"					
4-1/2"	**SF214JS**	25	3/4" x 0.030"					
5"	**SF215JS**	25	3/4" x 0.030"					
6"	**SF216JS**	25	3/4" x 0.030"					
7"	**SF218JS**	25	3/4" x 0.030"					
8"	**SF219JS**	25	3/4" x 0.030"					

Seal Fast Tool



SEAL FAST Center Punch Tool for 5/8" Clamps

Part Number	List Price
CPT 100	

* Repair Tool Charge $50.00 Plus Freight

F38 Locking Tool

Portable hand tool used to apply 3/8" & 5/8" Fast-Lok Clamps.

List Price



F100 Locking Tool (Rev. F-1)

Used to apply Punch Type Fast-Lok clamps. Complete with 3/8" adapter. Order mallet separately. For 5/8" and 3/8" wide clamps.

List Price

F225 Mallet

Used for punching of all Fast-Lok clamps.

List Price



Use for K Clamps, with adapter can be used on 3/4" K Clamps. Also, to apply clamp-it continuous strapping and FL J clamps adapter.

KS001 Tool KA001 Adapter

List Price

F175 Locking Tool

Used to apply Fast-Lok 3/4" wide performed clamps.

List Price

F550 Clamp Cutter

Used to remove clamps with minimum effort.

List Price

F40 Locking Tool

Use to apply Punch type 3/8" & 5/8" Fast-Lok clamps. Order mallet separately.

List Price



C2 Orbitor (Locking Tool)

Used to apply clamp-it **continuous strapping** up to 3/4" width.

List Price

F1580 Clamp Kit

Contains one F-40 Clamping Tool and 156 hi-carbon galvanized clamps. Preformed sizes from 1-3/8" to 5" I.D. Open End sizes from 2" to 6" I.D. Heavy Duty Plastic Box.

List Price

F

Fast-Lok Tool Parts

Qty. Per Tool	Part Description	Part Number	List Price Per Tool
1	Punch Head	**FX201**	
1	Punch	**F202**	
1	Punch Head Pin	**F233**	
1	Pusher Nose	**F206**	
1	Holding Dog	**F207**	
1	Pusher Nose Pin	**F208**	
1	Holding Dog Spring	**F209**	
2	Puller Links	**FX211A**	
2	Puller Links	**FX211B**	
1	Puller Link Pin	**F212**	
1	Pulling Dog	**FY214**	
1	Pulling Dog Spring	**FY217**	
1	Pulling Dog Pin	**F233**	
1	Ball Handle Assy.	**FA220**	
1	3/8” Clamp Adapter	**F229HT**	
1	Pusher Puller Assy.	**FA231**	
3	Retaining Rings	**F242**	
1	Cresent Ring	**F232**	
1	Punch Retainer Ring	**F235**	
	Repair Kit (includes)	**FY205K**	
1	Pulling Dog	**FY214**	
1	Pulling Dog Spring	**FY217**	
2	Puller Links	**FX211A**	
2	Puller Links	**FX211B**	

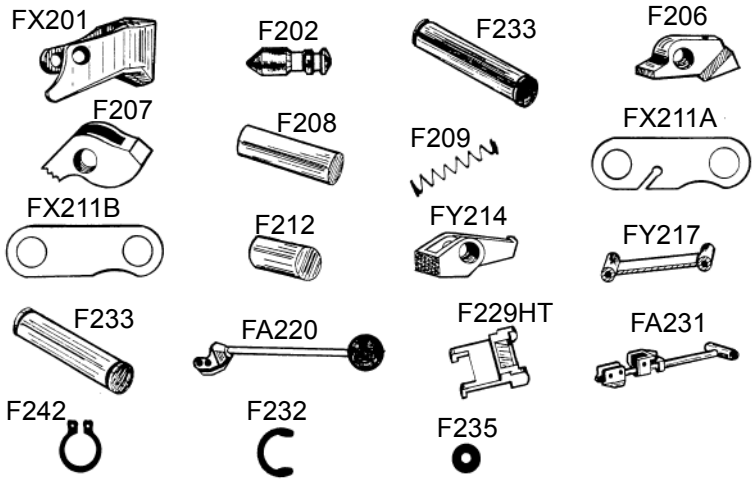

Sliding Jack Replacement Kit No. FY205K

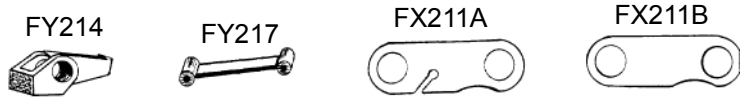

(Kit Fits the F1, F100, F175, & the C2 Tools)

Standard “F” Series Preformed Clamps (Punch Type Clamps)

Sold in box quantity only.

High-Carbon Galvanized					Type 301 Stainless Steel		
Clamp Diameter	Clamps Per Pkg.	Band Width & Thickness	Part Number	List Price Per 100 Clamps	Band Width & Thickness	Part Number	List Price Per 100 Clamps
13/16”	100	3/8 x .025	**F3**		3/8 x .020	**FS3**	
1-3/8”	100	3/8 x .025	**F311**		3/8 x .020	**FS311**	
1”	100	5/8 x .025	**F4**		5/8 x .022	**FS4**	
1-1/4”	100	5/8 x .025	**F5**		5/8 x .022	**FS5**	
HEAVY DUTY BANDS †							
1-1/2”	100	5/8 x .031	**F6**		5/8 x .022	**FS6**	
1-3/4”	100	5/8 x .031	**F7**		5/8 x .022	**FS7**	
2”	100	5/8 x .031	**F8**		5/8 x .022	**FS8**	
2-1/4”	100	5/8 x .031	**F9**		5/8 x .022	**FS9**	
WITH STAINLESS STEEL LOKS †							
2-1/2”	50	5/8 x .031	**F10**		5/8 x .022	**FS10**	
2-3/4”	50	5/8 x .031	**F11**		5/8 x .022	**FS11**	
3”	50	5/8 x .031	**F12**		5/8 x .022	**FS12**	
3-1/2”	50	5/8 x .031	**F14**		5/8 x .022	**FS14**	
4”	25	5/8 x .031	**F16**		5/8 x .022	**FS16**	
4-1/2”	25	5/8 x .031	**F18**		5/8 x .022	**FS18**	
5”	25	5/8 x .031	**F20**		5/8 x .022	**FS20**	
6”	25	5/8 x .031	**F24**		5/8 x .022	**FS24**	
7”	25	5/8 x .031	**F28**		5/8 x .022	**FS28**	
8”	25	5/8 x .031	**F32**		5/8 x .022	**FS32**	

K-Clamp Series Preformed Clamps

Sold in box quantity only.

3/8" and 5/8" (Nominal) Width High-Carbon Electro-Galvanized Steel				
Clamp Diameter	Clamps Per Pkg.	Band Width & Thickness	Part Number	List Price/ 100 Clamps
13/16"	100	3/8" x .025	**K3**	
1-3/8"	100	3/8" x .025	**K311**	
1"	100	5/8" x .030	**K4**	
1-1/4"	100	5/8" x .030	**K5**	
1-1/2"	100	5/8" x .030	**K6**	
1-3/4"	100	5/8" x .030	**K7**	
HEAVY DUTY BANDS				
2"	100	5/8" x .030	**K8**	
2-1/4"	100	5/8" x .030	**K9**	
2-1/2"	50	5/8" x .030	**K10**	
2-3/4"	50	5/8" x .030	**K11**	
3"	50	5/8" x .030	**K12**	
3-1/2"	50	5/8" x .030	**K14**	
4"	25	5/8" x .030	**K16**	
4-1/2"	25	5/8" x .030	**K18**	
5"	25	5/8" x .030	**K20**	
6"	25	5/8" x .030	**K24**	
7"	25	5/8" x .030	**K28**	
8"	25	5/8" x .030	**K32**	

3/8" and 5/8" (Nominal) Width Type 301 Stainless Steel				
Clamp Diameter	Clamps Per Pkg.	Band Width & Thickness	Part Number	List Price/ 100 Clamps
13/16"	100	3/8" x .020	**KS3**	
1-3/8"	100	3/8" x .020	**KS311**	
1"	100	5/8" x .022	**KS4**	
1-1/4"	100	5/8" x .022	**KS5**	
1-1/2"	100	5/8" x .022	**KS6**	
1-3/4"	100	5/8" x .022	**KS7**	
2"	100	5/8" x .022	**KS8**	
2-1/4"	100	5/8" x .022	**KS9**	
2-1/2"	50	5/8" x .022	**KS10**	
2-3/4"	50	5/8" x .022	**KS11**	
3"	50	5/8" x .022	**KS12**	
3-1/2"	50	5/8" x .022	**KS14**	
4"	25	5/8" x .022	**KS16**	
4-1/2"	25	5/8" x .022	**KS18**	
5"	25	5/8" x .022	**KS20**	
6"	25	5/8" x .022	**KS24**	
7"	25	5/8" x .022	**KS28**	
8"	25	5/8" x .022	**KS32**	

F

3/4" Width x .030 Thick Galvanized Steel				
Clamp Diameter	Clamps Per Pkg.	Band Width & Thickness	Part Number	List Price/ 100 Clamps
2"	100	3/4" X .030	**K87500**	
2-1/4"	100	3/4" X .030	**K97500**	
2-1/2"	50	3/4" X .030	**K107500**	
2-3/4"	50	3/4" X .030	**K117500**	
3"	50	3/4" X .030	**K127500**	
3-1/2"	50	3/4" X .030	**K147500**	
4"	25	3/4" X .030	**K167500**	
4-1/2"	25	3/4" X .030	**K187500**	
5"	25	3/4" X .030	**K207500**	
6"	25	3/4" X .030	**K247500**	
7"	25	3/4" X .030	**K287500**	
8"	25	3/4" X .030	**K327500**	

3/4" Width x .030 Thick Type 301 Stainless Steel				
Clamp Diameter	Clamps Per Pkg.	Band Width & Thickness	Part Number	List Price/ 100 Clamps
2"	100	3/4" X .030	**KS87501**	
2-1/4"	100	3/4" X .030	**KS97501**	
2-1/2"	50	3/4" X .030	**KS107501**	
2-3/4"	50	3/4" X .030	**KS117501**	
3"	50	3/4" X .030	**KS127501**	
3-1/2"	50	3/4" X .030	**KS147501**	
4"	25	3/4" X .030	**KS167501**	
4-1/2"	25	3/4" X .030	**KS187501**	
5"	25	3/4" X .030	**KS207501**	
6"	25	3/4" X .030	**KS247501**	
7"	25	3/4" X .030	**KS287501**	
8"	25	3/4" X .030	**KS327501**	

100' Clamp-it Strapping

Part Number	Width	Thick-ness	Material 100/CTN.	Ship Wt.(lbs)	List Price Per 100'Roll
SS3751	3/8"	.025"	201 Stainless Steel	3.25	
SS5001	1/2"	.030"	201 Stainless Steel	5.38	
SS6251	5/8"	.030"	201 Stainless Steel	6.50	
SS7501	3/4"	.030"	201 Stainless Steel	8.00	
SG3750	3/8"	.025"	Galvanized Steel	3.25	
SG5000	1/2"	.030"	Galvanized Steel	5.38	
SG6250	5/8"	.030"	Galvanized Steel	6.50	
SG7500	3/4"	.030"	Galvanized Steel	8.00	

Clamps (Buckles)

Sold in box quantity only.

Part Number	Width	Material	Qty./Box Shp. Wt.	List Price Per 100
CS3751	3/8"	201 Stainless Steel	100/1.0	
CS5001	1/2"	201 Stainless Steel	100/1.9	
CS6251	5/8"	201 Stainless Steel	100/2.2	
CS7501	3/4"	201 Stainless Steel	50/2.1	
CG3750	3/8"	Galvanized Steel	100/1.0	
CG5000	1/2"	Galvanized Steel	100/1.9	
CG6250	5/8"	Galvanized Steel	100/2.2	
CG7500	3/4"	Galvanized Steel	50/2.1	

F Series Punch Type Clamps Open End

Sold in box quantity only.

F Series Punch Type Clamps Open End Galvanized Steel				
Clamp Diameter	Clamps Per Pkg.	Band Width & Thickness	Part Number	List Price/ 100 Clamps
3"	50	5/8" x .031	**FO12**	
3-1/2"	50	5/8" x .031	**FO14**	
4"	50	5/8" x .031	**FO16**	
4-1/2"	50	5/8" x .031	**FO18**	
5"	25	5/8" x .031	**FO20**	
6"	25	5/8" x .031	**FO24**	
7"	25	5/8" x .031	**FO28**	
8"	25	5/8" x .031	**FO32**	
9"	25	5/8" x .031	**FO36**	
10"	25	5/8" x .031	**FO40**	
12"	25	5/8" x .031	**FO48**	

F Series Punch Type Clamps Open End Type 301 Stainless Steel				
Clamp Diameter	Clamps Per Pkg.	Band Width & Thickness	Part Number	List Price/ 100 Clamps
3"	50	5/8" x .022	**FOS12**	
3-1/2"	50	5/8" x .022	**FOS14**	
4"	50	5/8" x .022	**FOS16**	
4-1/2"	50	5/8" x .022	**FOS18**	
5"	25	5/8" x .022	**FOS20**	
6"	25	5/8" x .022	**FOS24**	
7"	25	5/8" x .022	**FOS28**	
8"	25	5/8" x .022	**FOS32**	
9"	25	5/8" x .022	**FOS36**	
10"	25	5/8" x .022	**FOS40**	
12"	25	5/8" x .022	**FOS48**	

F

J Series Clamps Require No Hammering

Sold in box quantity only.

J Series Clamps Stainless Steel FLJ Preformed				
Clamp Diameter	Clamps Per Pkg.	Band Width & Thickness	Part Number	List Price/ 100 Clamps
13/16"	100	3/8" x .025	**FLJ201**	
1"	100	3/8" x .025	**FLJ243**	
1-3/8"	100	3/8" x .025	**FLJ202**	
2"	100	3/8" x .025	**FLJ245**	
3"	100	3/8" x .025	**FLJ246**	
1"	100	5/8" x .030	**FLJ203**	
1-1/4"	100	5/8" x .030	**FLJ204**	
1-1/2"	100	5/8" x .030	**FLJ205**	
1-3/4"	100	5/8" x .030	**FLJ206**	
2"	100	5/8" x .030	**FLJ207**	
2-1/4"	100	5/8" x .030	**FLJ208**	
2-1/2"	100	5/8" x .030	**FLJ209**	
2"	100	3/4" X .030	**FLJ227**	
2-3/4"	50	3/4" X .030	**FLJ210**	
3"	50	3/4" X .030	**FLJ211**	
3-1/2"	50	3/4" X .030	**FLJ212**	
4"	50	3/4" X .030	**FLJ213**	
4-1/2"	25	3/4" X .030	**FLJ214**	
5"	25	3/4" X .030	**FLJ215**	
6"	25	3/4" X .030	**FLJ216**	
7"	25	3/4" X .030	**FLJ218**	
8"	25	3/4" X .030	**FLJ219**	

J Series Clamps Stainless Steel FLJS Smooth I.D.				
Clamp Diameter	Clamps Per Pkg.	Band Width & Thickness	Part Number	List Price/ 100 Clamps
1"	100	5/8" x .030	**FLJS203**	
1-1/4"	100	5/8" x .030	**FLJS204**	
1-1/2"	100	5/8" x .030	**FLJS205**	
1-3/4"	100	5/8" x .030	**FLJS206**	
2"	100	5/8" x .030	**FLJS207**	
2-1/4"	100	5/8" x .030	**FLJS208**	
2-1/2"	100	5/8" x .030	**FLJS209**	
2"	100	3/4" X .030	**FLJS227**	
2-3/4"	50	3/4" X .030	**FLJS210**	
3"	50	3/4" X .030	**FLJS211**	
3-1/2"	50	3/4" X .030	**FLJS212**	
4"	50	3/4" X .030	**FLJS213**	
4-1/2"	25	3/4" X .030	**FLJS214**	
5"	25	3/4" X .030	**FLJS215**	
6"	25	3/4" X .030	**FLJS216**	
7"	25	3/4" X .030	**FLJS218**	
8"	25	3/4" X .030	**FLJS219**	

SEAL FAST HOSE CLAMPS

F

Seal Fast General Purpose Industrial Clamps

Part Number	Screw Type	Inch Diameter	Metric MM Diameter	List Price/100
Carbon Steel Miniatures 3-Piece Construction 5/16” Band				
WDMC04		7/32 X 5/8	5.5 X16	
WDMC06		7/16 X 25/32	11 X 20	
WDMC08		1/2 X 29/32	13 X 23	
WDMC10		9/16 X 1-1/16	14 X 27	
Carbon Steel Full Size 3-Piece Construction 1/2” Band				
WDC006		7/16 X 25/32	11 X 20	
WDC008		1/2 X 29/32	13 X 23	
WDC010		9/16 X 1-1/16	14 X 27	
WDC012		11/16 X 1-1/4	18 X 32	
WDC016		13/16 X 1-1/2	21 X 38	
WDC020		13/16 X 1-3/4	21 X 44	
WDC024		1-1/16 X 2	27 X 51	
WDC028		1-5/16 X 2-1/4	33 X 57	
WDC032		1-9/16 X 2-1/2	40 X 63	
WDC036		1-13/16 X 2-3/4	46 X 70	
WDC040		2-1/16 X 3	52 X 76	
Carbon Steel 1/2” Band				
WDC044		2-5/16 X 3-1/4	59 X 82	
WDC048		2-9/16 X 3-1/2	65 X 89	
WDC052		2-13/16 X 3-1/2	72 X 95	
WDC056		3-1/16 X 4	78 X 101	
WDC060		3-5/16 X 4-1/4	84 X 108	
WDC064		3-9/16 X 4-1/2	91 X 114	
WDC072		4-1/8 X 5	105 X 127	
WDC080		4-5/8 X 5-1/2	117 X 139	
WDC088		5-1/8 X 6	130 X 152	
WDC096		5-5/8 X 6-1/2	143 X 165	
WDC104		6-1/8 X 7	156 X 178	

Band, Housing, and Screw Carbon Steel Zinc plated

Seal Fast General Purpose Industrial Clamps

Part Number	Screw Type	Inch Diameter	Metric MM Diameter	List Price/100
Miniatures 200% Stainless Steel 3-Piece Construction 5/16” Band				
WDMS04		7/32 X 5/8	5.5 X 16	
WDMS06		7/16 X 25/32	11 X 20	
WDMS08		1/2 X 29/32	13 X 23	
WDMS10		9/16 X 1-1/16	14 X 27	
Full Size Stainless Steel 3-Piece Construction 1/2” Band				
WDS006		7/16 X 25/32	11 X 20	
WDS008		1/2 X 29/32	13 X 23	
WDS010		9/16 X 1-1/16	14 X 27	
WDS012		11/16 X 1-1/4	18 X 32	
WDS016		13/16 X 1-1/2	21 X 38	
WDS020		13/16 X 1-3/4	21 X 44	
WDS024		1-1/16 X 2	27 X 51	
WDS028		1-5/16 X 2-1/4	33 X 57	
WDS032		1-9/16 X 2-1/2	40 X 63	
WDS036		1-13/16 X 2-3/4	46 X 70	
WDS040		2-1/16 X 3	52 X 76	
Stainless Steel 1/2” Band				
WDS044		2-5/16 X 3-1/4	59 X 82	
WDS048		2-9/16 X 3-1/2	65 X 89	
WDS052		2-13/16 X 3-1/2	72 X 95	
WDS056		3-1/16 X 4	78 X 101	
WDS060		3-5/16 X 4-1/4	84 X 108	
WDS064		3-9/16 X 4-1/2	91 X 114	
WDS072		4-1/8 X 5	105 X 127	
WDS080		4-5/8 X 5-1/2	117 X 139	
WDS088		5-1/8 X 6	130 X 152	
WDS096		5-5/8 X 6-1/2	143 X 165	
WDS104		6-1/8 X 7	156 X 178	

Band, Housing and Screw 304 SS

F

Seal Fast
9/16" Band All Stainless

Part Number	Screw Type	Inch Diameter	Metric MM Diameter	List Price
100% Stainless Steel 3-Piece Construction 9/16" Band				
WDS2010		9/16 X 1-1/16	14 X 27	
WDS2012		11/16 X 1-1/4	18 X 32	
WDS2016		13/16 X 1-1/2	21 X 38	
WDS2020		13/16 X 1-3/4	21 X 44	
WDS2024		1-1/16 X 2	27 X 51	
WDS2028		1-5/16 X 2-1/4	33 X 57	
WDS2032		1-9/16 X 2-1/2	40 X 63	
WDS2036		1-13/16 X 2-3/4	46 X 70	
WDS2040		2-1/16 X 3	52 X 76	
WDS2044		2-5/16 X 3-1/4	59 X 82	
WDS2048		2-9/16 X 3-1/2	65 X 89	
WDS2052		2-13/16 X 3-3/4	72 X 95	
WDS2056		3-1/16 X4	78 X 102	
WDS2060		3-5/16 X 4-1/4	84 X 108	
WDS2064		3-9/16 X 4-1/2	90 X 114	
WDS2072		1-7/8 X 5	47 X 127	
WDS2080		2-1/2 X 5-1/2	63 X 140	
WDS2088		3-1/8 X 6	79 X 152	
WDS2096		3-5/8 X 6-1/2	92 X 165	
WDS2104		4-1/8 X 7	104 X 177	
WDS2128		5-5/8 X 8-1/2	142 X 215	
WDS2152		7-1/8 X 10	180 X 254	
WDS2188		9-3/8 X 12-1/4	238 X 311	

Band, Housing and Screw 301 SS

Seal Fast
Clamp Kit

Part Number	Size Range
2000	**Mini kit: 8-1/2 ft. band, 3adj. fasteners, 1 band splicer.**
2001	**Kit with 100 ft. band, 25 adj. fasteners, 10 band splicers.**
2002	**Kit with 50 ft. band, 10 adj. fasteners, 5 band splicers.**
2003	**Box of 25 adj. fasteners.**
2004	**Box of 10 adj. fasteners.**
2005	**Box with 100 ft. band and 10 band splicers.**
2006	**Box with 50 ft. band and 5 band splicers.**
2008	**Box of 10 band splicers.**

Seal Fast Hi-Torque Clamps With Liner

Part Number	Screw Type	Inch Diameter	Metric MM Diameter	List Price/100
Hi-Torque Clamps With Liner, SS301 Band, SS410 Screw				
SF175HTML		1 X 1-3/4	26 X 45	
SF200HTML		1-1/4 X 2-1/8	32 X 54	
SF250HTML		1-3/4 X 2-5/8	45 X 67	
SF300HTML		2-1/4 X 3-1/8	57 X 80	
SF350HTML		2-3/4 X 3-5/8	70 X 92	
SF400HTML		3-1/4 X 4-1/8	83 X 105	
SF450HTML		3-3/4 X 4-5/8	96 X 118	
SF500HTML		4-1/4 X 5-1/8	108 X 131	
SF550HTML		4-3/4 X 5-5/8	121 X 143	
SF600HTML		5-1/4 X 6-1/8	134 X 156	
SF650HTML		5-3/4 X 6-5/8	146 X 169	
SF700HTML		6-1/4 X 7-1/8	159 X 181	
SF750HTML		6-3/4 X 7-5/8	172 X 194	
SF800HTML		7-1/4 X 8-1/8	184 X 207	
SF850HTML		7-3/4 X 8-5/8	197 X 219	
SF900HTML		8-1/4 X 9-1/8	210 X 232	

Seal Fast Hi-Torque H.D. Clamps

Part Number	Screw Type	Inch Diameter	Metric MM Diameter	List Price/100
Hi-Torque H.D. Clamps, SS301 Band, Carbon Screw				
SF200HTM		1-1/4 X 2-1/8	32 X 54	
SF250HTM		1-3/4 X 2-5/8	45 X 67	
SF300HTM		2-1/4 X 3-1/8	57 X 80	
SF350HTM		2-3/4 X 3-5/8	70 X 92	
SF400HTM		3-1/4 X 4-1/8	83 X 105	
SF450HTM		3-3/4 X 4-5/8	96 X 118	
SF500HTM		4-1/4 X 5-1/8	108 X 131	
SF550HTM		4-3/4 X 5-5/8	121 X 143	
SF600HTM		5-1/4 X 6-1/8	134 X 156	
SF650HTM		5-3/4 X 6-5/8	146 X 169	
SF700HTM		6-1/4 X 7-1/8	159 X 181	
SF750HTM		6-3/4 X 7-5/8	172 X 194	
SF800HTM		7-1/4 X 8-1/8	184 X 207	
SF850HTM		7-3/4 X 8-5/8	197 X 219	
SF900HTM		8-1/4 X 9-1/8	210 X 232	

F

Seal Fast Constant Torque Clamps

Part Number	Screw Type	Inch Diameter	Metric MM Diameter	List Price/100
Constant Torque Clamps, SS301 Band, SS410 Screw				
SF9410CT		9/16 X 1-1/16	15 X 27	
SF9412CT		11/16 X 1-1/4	18 X 32	
SF9416CT		13/16 X 1-1/2	21 X 38	
SF9420CT		13/16 X 1-3/4	21 X 45	
SF9424CT		1-1/16 X 2	27 X 51	
Constant Torque Clamps, Heavy Duty, SS301 Band, SS410 Screw				
SF175CTL		1 X 1-3/4	26 X 45	
SF200CTL		1-1/4 X 2-1/8	32 X 54	
SF250CTL		1-3/4 X 2-5/8	45 X 67	
SF300CTL		2-1/4 X 3-1/8	57 X 80	
SF350CTL		2-3/4 X 3-5/8	70 X 92	
SF400CTL		3-1/4 X 4-1/8	83 X 105	
SF450CTL		3-3/4 X 4-5/8	96 X 118	
SF500CTL		4-1/4 X 5-1/8	108 X 131	
SF550CTL		4-3/4 X 5-5/8	121 X 143	
SF600CTL		5-1/4 X 6-1/8	134 X 156	
SF650CTL		5-3/4 X 6-5/8	146 X 169	
SF700CTL		6-1/4 X 7-1/8	159 X 181	
SF750CTL		6-3/4 X 7-5/8	172 X 194	
SF800CTL		7-1/4 X 8-1/8	184 X 207	
SF850CTL		7-3/4 X 8-5/8	197 X 219	
SF900CTL		8-1/4 X 9-1/8	210 X 232	

Seal Fast Liner Clamps For Soft Silicone

Part Number	Screw Type	Inch Diameter	Metric MM Diameter	List Price/100
Liner Clamp For Soft Silicone, SS301 Band, SS410 Screw				
SF9406		7/16 X 25/32	12 X 20	
SF9408		1/2 X 29/32	13 X 23	
SF9410		9/16 X 1-1/16	15 X 27	
SF9412		11/16 X 1-1/4	18 X 32	
SF9416		13/16 X 1-1/2	21 X 39	
SF9420		13/16 X 1-3/4	21 X 45	
SF9424		1-1/16 X 2	27 X 51	
SF9428		1-5/16 X 2-1/4	33 X 58	
SF9432		1-9/16 X 2-1/2	40 X 64	
SF9436		1-13/16 X 2-3/4	46 X 70	
SF9440		2-1/16 X 3	53 X 77	
SF9444		2-5/16 X 3-1/4	59 X 83	
SF9448		2-9/16 X 3-1/2	65 X 89	
SF9452		2-13/16 X 3-3/4	72 X 96	
SF9456		3-1/16 X 4	78 X 102	
SF9460		3-5/16 X 4-1/4	84 X 108	
SF9464		3-9/16 X 4-1/2	91 X 115	
SF9472		4-1/8 X 5	105 X 127	
SF9480		4-5/8 X 5-1/2	118 X 140	
SF9488		5-1/8 X 6	130 X 153	
SF9496		5-5/8 X 6-1/2	143 X 165	
SF94104		6-1/8 X 7	156 X 178	

Breeze Clamps

Part Number	Maximum Diameter	Screw Type	Minimum Diameter	List Price/100
Miniatures 3-Piece Construction 5/16" Band				
03504	5/8	⬢	7/32	
03506	25/32	⬢	7/16	
03508	29/32	⬢	1/2	
03510	1-1/16	⬢	9/16	
Full Size 3-Piece Construction 1/2" Band				
62006	25/32	⬢	7/16	
62008	29/32	⬢	1/2	
62010	1-1/16	⬢	9/16	
62012	1-1/4	⬢	11/16	
62016	1-1/2	⬢	13/16	
62020	1-3/4	⬢	13/16	
62024	2	⬢	1-1/16	
62028	2-1/4	⬢	1-5/16	
62032	2-1/2	⬢	1-9/16	
62036	2-3/4	⬢	1-13/16	
62040	3	⬢	2-1/16	
1/2" Band				
62044	3-1/4	⬢	2-5/16	
62048	3-1/2	⬢	2-9/16	
62052	3-3/4	⬢	2-13/16	
62056	4	⬢	3-1/16	
62060	4-1/4	⬢	3-5/16	
62064	4-1/2	⬢	3-9/16	
62072	5	⬢	1-7/8	
62080	5-1/2	⬢	2-1/2	
62088	6	⬢	3-1/8	
62096	6-1/2	⬢	3-5/8	
62104	7	⬢	4-1/8	

Band 301SS/Housing 302SS/Screw Carbon Steel

Power Seal General Purpose Industrial Clamps

Part Number	Maximum Diameter	Screw Type	Minimum Diameter	List Price/100
Miniatures 200% Stainless Steel 3-Piece Construction 5/16" Band				
03604	5/8	⬡	7/32	
03606	25/32	⬡	7/16	
03608	15/16	⬡	1/2	
03610	1-1/16	⬡	9/16	
Full Size Stainless Steel 3-Piece Construction 1/2" Band				
64006	25/32	⬡	7/16	
64008	29/32	⬡	1/2	
64010	1-1/16	⬡	9/16	
64012	1-1/4	⬡	11/16	
64016	1-1/2	⬡	13/16	
64020	1-3/4	⬡	13/16	
64024	2	⬡	1-1/16	
64028	2-1/4	⬡	1-5/16	
64032	2-1/2	⬡	1-9/16	
64036	2-3/4	⬡	1-13/16	
64040	3	⬡	2-1/16	
64044	3-1/4	⬡	2-5/16	
1/2" Band				
64048	3-1/2	⬡	2-9/16	
64052	3-3/4	⬡	2-13/16	
64056	4	⬡	3-1/16	
64060	4-1/4	⬡	3-5/16	
64064	4-1/2	⬡	3-9/16	
64072	5	⬡	1-7/8	
64080	5-1/2	⬡	2-1/2	
64088	6	⬡	3-1/8	
64096	6-1/2	⬡	3-5/8	
64104	7	⬡	4-1/8	

Band 301SS/Housing 302SS/Screw 410SS

Make-A-Clamp Universal Clamp Kit

Part Number	Contents	Packed	Wt. Per Ctn.	Part Number	Screw Type	List Price
4000	Retail card, 8 1/2 Ft. band, 3 adj. fasteners, 1 band splice	10 cards/box, 5 boxes (50 cards) per carton	28	4000	⬡	
4001	Kit with 100 Ft. band, 25 adj. fasteners, 10 band splices	6 kits to std. carton	32	4001	⬡	
4002	Kit with 50 Ft. band, 10 adj. fasteners, 5 band splices	6 kits to std. carton	18	4002	⬡	
4003	Box of 25 adj. fasteners	10 boxes to std. ctn. (250 fasteners)	16	4003	⬡	
4004	Box of 10 adj. fasteners	10 boxes to std. ctn. (100 fasteners)	8	4004	⬡	
4005	Box with 100 Ft. band, 10 splices	6 boxes to standard carton	22	4005	⬡	
4006	Box with 50 Ft. band, 5 band splices	6 boxes to standard carton	12	4006	⬡	
4007	6" demonstrator disc with clamp	Packed by the unit	4 oz.	4007	⬡	
4008	Box of 10 band splices (100 per ctn.)	10 boxes (100 band splices)	13 oz.	4008	⬡	

Breeze Clamps

Part Number	Maximum Diameter	Screw Type	Minimum Diameter	List Price/100
Miniatures 4-Piece Construction 5/16" Band				
06504	5/8	⬢	7/32	
06506	25/32	⬢	7/16	
06508	15/16	⬢	1/2	
06510	1-1/16	⬢	9/16	
Full Size 4-Piece Heavy Duty Construction 9/16" Band				
100 06H	25/32	⬢	7/16	
100 08H	29/32	⬢	1/2	
100 10H	1-1/16	⬢	9/16	
100 12H	1-1/4	⬢	11/16	
100 16H	1-1/2	⬢	13/16	
100 20H	1-3/4	⬢	13/16	
100 24H	2	⬢	1-1/16	
100 28H	2-1/4	⬢	1-5/16	
100 32H	2-1/2	⬢	1-9/16	
100 36H	2-3/4	⬢	1-13/16	
100 40H	3	⬢	2-1/16	
100 44H	3-1/4	⬢	2-5/16	
100 48H	3-1/2	⬢	2-9/16	
100 52H	3-3/4	⬢	2-13/16	
100 56H	4	⬢	3-1/16	
100 60H	4-1/4	⬢	3-5/16	
100 64H	4-1/2	⬢	3-9/16	
100 72H	5	⬢	1-7/8	
100 80H	5-1/2	⬢	2-1/2	
100 88H	6	⬢	3-1/8	
100 96H	6-1/2	⬢	3-5/8	
100 104H	7	⬢	4-1/8	
100 128H	8-1/2	⬢	5-5/8	
100 152H	10	⬢	7-1/8	
100 188H	12-1/4	⬢	9-3/8	

Band 301SS/Housing 302SS/Screw Carbon Steel

Aero-Seal Industrial Clamps

Part Number	Maximum Diameter	Screw Type	Minimum Diameter	List Price/100
Miniatures Stainless Steel 4-Piece Construction 5/16"				
06604	5/8	⬡	7/32	
06606	25/32	⬡	7/16	
06608	15/16	⬡	1/2	
06610	1-1/16	⬡	9/16	
Full Size Stainless Steel 4-Piece Construction 9/16" Band				
200 06H	25/32	⬡	7/16	
200 08H	29/32	⬡	1/2	
200 10H	1-1/16	⬡	9/16	
200 12H	1-1/4	⬡	11/16	
200 16H	1-1/2	⬡	13/16	
200 20H	1-3/4	⬡	13/16	
200 24H	2	⬡	1-1/16	
200 28H	2-1/4	⬡	1-5/16	
200 32H	2-1/2	⬡	1-9/16	
200 36H	2-3/4	⬡	1-13/16	
200 40H	3	⬡	2-1/16	
200 44H	3-1/4	⬡	2-5/16	
200 48H	3-1/2	⬡	2-9/16	
200 52H	3-3/4	⬡	2-13/16	
200 56H	4	⬡	3-1/16	
200 60H	4-1/4	⬡	3-5/16	
200 64H	4-1/2	⬡	3-9/16	
200 72H	5	⬡	1-7/8	
200 80H	5-1/2	⬡	2-1/2	
200 88H	6	⬡	3-1/8	
200 96H	6-1/2	⬡	3-5/8	
200 104H	7	⬡	4-1/8	
200 128H	8-1/2	⬡	5-5/8	
200 152H	10	⬡	7-1/8	
200 188H	12-1/4	⬡	9-3/8	

Band 301SS/Housing 302SS/Screw 410SS

Hi-Torque-H.D. Clamps

Part Number	Maximum Diameter	Screw Type	Minimum Diameter	List Price/100
HTM 200	2-1/8	⬡	1-1/4	
HTM 250	2-5/8	⬡	1-3/4	
HTM 300	3-1/8	⬡	2-1/4	
HTM 350	3-5/8	⬡	2-3/4	
HTM 400	4-1/8	⬡	3-1/4	
HTM 450	4-5/8	⬡	3-3/4	
HTM 500	5-1/8	⬡	4-1/4	
HTM 550	5-5/8	⬡	4-3/4	
HTM 600	6-1/8	⬡	5-1/4	
HTM 700	7-1/8	⬡	6-1/4	
HTM 750	7-5/8	⬡	6-3/4	
HTM 850	8-5/8	⬡	7-3/4	
HTM 900	9-1/8	⬡	8-1/4	

Stainless Band/Carbon Screw

Hi-Torque Clamps With Liner

Part Number	Maximum Diameter	Screw Type	Minimum Diameter	List Price/100
HTM 175L	1-3/4	⬡	1	
HTM 200L	2-1/8	⬡	1-1/4	
HTM 250L	2-5/8	⬡	1-3/4	
HTM 300L	3-1/8	⬡	2-1/4	
HTM 350L	3-5/8	⬡	2-3/4	
HTM 400L	4-1/8	⬡	3-1/4	
HTM 450L	4-5/8	⬡	3-3/4	
HTM 500L	5-1/8	⬡	4-1/4	
HTM 550L	5-5/8	⬡	4-3/4	
HTM 600L	6-1/8	⬡	5-1/4	
HTM 650L	6-5/8	⬡	5-3/4	
HTM 700L	7-1/8	⬡	6-1/4	
HTM 750L	7-5/8	⬡	6-3/4	
HTM 800L	8-1/8	⬡	7-1/4	
HTM 850L	8-5/8	⬡	7-3/4	
HTM 900L	9-1/8	⬡	8-1/4	

Stainless Band/Stainless Screw

F

Liner Clamps for Soft/Silicone

Part Number	Maximum Diameter	Minimum Diameter	List Price/100
9406	25/32	7/16	
9408	29/32	1/2	
9410	1-1/16	9/16	
9412	1-1/4	11/16	
9416	1-1/2	13/16	
9420	1-3/4	13/16	
9424	2	1-1/16	
9428	2-1/4	1-5/16	
9432	2-1/2	1-9/16	
9436	2-3/4	1-13/16	
9440	3	2-1/16	
9444	3-1/4	2-5/16	
9448	3-1/2	2-9/16	
9452	3-3/4	2-13/16	
9456	4	3-1/16	
9460	4-1/4	3-5/16	
9464	4-1/2	3-9/16	
9472	5	4-1/8	
9480	5-1/2	4-5/8	
9488	6	5-1/8	
9496	6-1/2	5-5/8	
94104	7	6-1/8	

Liner Clamps for Soft/Silicone
Integral extension of the band as a liner (no rivets or welds). Protects soft surface hose (silicone and others) from damage caused by extrusion or shearing through the band slots. Breeze liner clamps give the truest concentric seal of any clamp made.

Constant-Torque Clamps

Part Number	Maximum Diameter	Minimum Diameter	List Price/100
AERO-SEAL construction for use on small diameter applications - torque rated 30-70 in./lbs..			
CT 9410	1-1/16	9/16	
CT 9412	1-1/4	11/16	
CT 9416	1-1/2	13/16	
CT 9420	1-3/4	13/16	
CT 9424	2	1-1/16	
Heavy duty construction for use on large diameter applications - torque rated 50-125 in./lbs..			
CT 175L	1-3/4	1	
CT 200L	2-1/8	1-1/4	
CT 250L	2-5/8	1-3/4	
CT 300L	3-1/8	2-1/4	
CT 350L	3-5/8	2-3/4	
CT 400L	4-1/8	3-1/4	
CT 450L	4-5/8	3-3/4	
CT 500L	5-1/8	4-1/4	
CT 550L	5-5/8	4-3/4	
CT 600L	6-1/8	5-1/4	
CT 650L	6-5/8	5-3/4	
CT 700L	7-1/8	6-1/4	
CT 750L	7-5/8	6-3/4	
CT 800L	8-1/8	7-1/4	
CT 850L	8-5/8	7-3/4	
CT 900L	9-1/8	8-1/4	

Breeze Constant-Torque clamps are designed to stop or greatly minimize hose cold-flow leaks. Typical applications are sealed systems where clamps cannot be re-tightened, systems where clamps are difficult to get to, applications require higher torque, large diameters, extremes of heat or cold, or system expansion or contraction. Constant-Torque clamps are specifically recommended for bus, truck, and heavy duty equipment, air intake and coolant connections. Standard Constant-Torque are designed for torque compensation at installation torques from 50 to 125 inch/lbs.. However, Constant-Torque clamps can be custom engineered for greater or lesser stress/load factors, to customer specifications.

Seal Fast 2-Ear Clamps

Zinc-Plated

Part Number	Nominal Size	Inches Closed-Open	Metric MM Closed-Open	Price Per Bag 100 Per Bag
POC0507	1/4”	.197-.276	05 X 07	
POC0709	5/16”	.276-.354	07 X 09	
POC0911	7/16”	.354-.433	09 X 11	
POC1113	1/2”	.433-.512	11 X 13	
POC1315	9/16”	.512-.591	13 X 15	
POC1518	5/8”	.591-.708	15 X 18	
POC1720	3/4”	.669-.787	17 X 20	
POC2023	7/8”	.787-.905	20 X 23	
POC2327	1”	.905-1.063	23 X 25	
POC2831	1-3/16”	1.102-1.220	28 X 31	
POC3134	1-5/16”	1.220-1.339	31 X 37	
POC3740	1-1/2”	1.457-1.575	37 X 40	
POC4043	1-5/8”	1.575-1.693	40 X 43	
POC4346	1-3/4”	1.693-1.811	43 X 46	

Sold in 100 per bag quantities only.

F

Oetiker 2-Ear Clamps

Zinc-Plated

Old Part Number	New Part Number	Nominal Size	Inches Closed-Open	List Price Per 100	Pieces Per Bag
0041	10100000	5/32”	.122-.161		100
0045	10100001	11/64”	.138-.177		100
0305	10100002	3/16”	.118-.197		100
0507	10100004	1/4”	.197-.276		100
0709	10100008	5/16”	.276-.354		100
0811	10100011	3/8”	.315-.433		100
-	-	-	.-		-
1113	10100016	1/2”	.433-.512		100
1315	10100019	9/16”	.512-.591		100
1517	10100022	19/32”	.591-.669		100
1518	10100024	5/8”	.591-.708		100
1720	10100027	3/4”	.669-.787		100
1922	10100029	13/16”	.748-.866		100
2023	10100030	7/8”	.787-.905		100
2225	10100032	15/16”	.866-.984		100
2327	10100034	1”	.905-1.063		100
2528	10100035	1-1/16”	.984-1.102		100
2731	10100037	1-1/8”	1.063-1.220		100
-	-	-	-		-
3134	10100041	1-5/16”	1.220-1.339		100
3437	10100043	1-7/16”	1.339-1.457		100
3740	10100045	1-1/2”	1.457-1.575		100
4043	10100047	1-5/8”	1.575-1.693		100
4346	10100049	1-3/4”	1.693-1.811		100

Sold in bag or carton quantities only.

Oetiker 2-Ear Clamps

304 Stainless

Old Part Number	New Part Number	Nominal Size	Inches Closed-Open	List Price Per 100	Pieces Per Bag
0041R	15100000	5/32”	.122-.161		100
0305R	15100002	3/16”	.118-.197		100
0507R	15100003	1/4”	.197-.276		100
0709R	15100004	5/16”	.276-.354		100
0811R	15100023	3/8”	.315-.433		100
-	-	-	-		-
1113R	15100006	1/2”	.433-.512		100
1315R	15100007	9/16”	.512-.591		100
1517R	15100008	19/32”	.591-.669		100
1518R	15100009	5/8”	.591-.708		100
1720R	15100010	3/4”	.669-.787		100
1922R	15100011	13/16”	.748-.866		100
2023R	15100012	7/8”	.787-.905		100
2225R	15100013	15/16”	.866-.984		100
2327R	15100014	1”	.905-1.063		100
2528R	15100015	1-1/16”	.984-1.102		100
2731R	15100016	1-1/8”	1.063-1.220		100
-	-	-	-		-
3134R	15100018	1-5/16”	1.220-1.339		100
3437R	15100019	1-7/16”	1.339-1.457		100
3740R	15100020	1-1/2”	1.457-1.575		100
4043R	15100021	1-5/8”	1.575-1.693		100
4346R	15100022	1-3/4”	1.693-1.811		100

Sold in bag or carton quantities only.

Oetiker Hose Cutter

Part Number	List Price
14100078	

Replacement Blades (2 per package)

Part Number	List Price
14100079	

Pincers For Oetiker 2-Ear Clamps

New Part Number	Description	Weight	List Price
14100118	Straight Jaw Pincers	1 lb.	
14100083	Side Jaw Pincers	1 lb.	
--	--	--	

Oetiker 1-Ear Clamps

Zinc-Plated

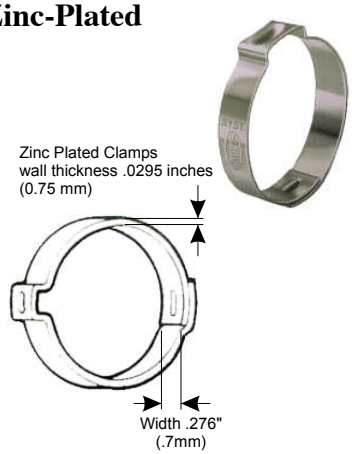

Oetiker 1-Ear Clamps are intended for low pressure applications such as automotive, appliances, industrial machinery, underground irrigation systems, etc. They are specifically designed for mass production applications where inexpensive clamps are needed.

Oetiker has the ear with a "dimple". This simple design difference not only adds increased strength to the grip of the clamp, it also creates a spring-like action which permits the clamps to "breathe" without loosening. We also believe that the mechanical look of the Oetiker 1-Ear Clamp is superior to any other joint. Spotwelding techniques are not used and therefore the possibility of failure due to corrosion at the spot weld is eliminated.

PRESSURE: As a guideline, Oetiker 1-Ear Clamps (210R) have held 30 bar -441 psi. This was done using a static water pressure test.

MATERIALS: Zinc plated clamps are made of 1008/1010 carbon steel, hot dipped and galvanized to designation G90 (ASTM A 525). It will withstand a salt spray test of 96 hours.

F

Old Part Number	New Part Number	Nominal Size	Inches Closed-Open	List Price Per 100	Pieces Per Bag
105	**10500000**	3/8"	.350-.414		100
113	**10500001**	7/16"	.381-.444		100
123	**10500002**	15/32"	.394-.486		100
133	**10500003**	½"	.453-.524		100
140	**10500006**	35/64"	.472-.551		100
145	**10500007**	9/16"	.496-.571		100
157	**10500008**	5/8"	.543-.618		100
170	**10500009**	11/16"	.594-.669		100
185	**10500010**	23/32"	.618-.728		100
198	**10500011**	3/4"	.669-.779		100
210	**10500012**	13/16"	.716-.827		100
226	**10500013**	7/8"	.779-.890		100
241	**10500014**	15/16"	.839-.949		100
256	**10500015**	1"	.898-1.008		100
271	**10500016**	1-1/16"	.945-1.067		100
286	**10500017**	1-1/8"	1.004-1.126		100
301	**10500018**	1-3/16"	1.063-1.185		100
316	**10500019**	1-1/4"	1.122-1.244		100
331	**10500020**	1-5/16"	1.181-1.303		100
346	**10500021**	1-3/8"	1.240-1.362		100
361	**10500022**	1-7/16"	1.299-1.421		100
376	**10500023**	1-15/32"	1.358-1.480		100
381	**10500024**	1-1/2"	1.378-1.500		100
396	**10500025**	1-9/16"	1.437-1.559		100
410	**10500026**	1-5/8"	1.492-1.614		100
425	**10500027**	1-11/16"	1.551-1.673		100
440	**10500028**	1-23/32"	1.610-1.732		100
455	**10500029**	1-3/4"	1.669-1.791		100
470	**10500030**	1-13/16"	1.728-1.850		100
485	**10500031**	1-7/8"	1.787-1.909		100
500	**10500032**	1-15/16"	1.846-1.968		100
515	**10500033**	2"	1.905-2.028		100
530	**10500034**	2-1/16"	1.965-2.087		100
545	**10500035**	2-1/8"	2.024-2.146		100
560	**10500036**	2-3/16"	2.083-2.205		100

Sold in bag or carton quantities only.

Oetiker Service Kits

18500056 - With Standard Jaw Pincers

Service Kits
Plastic kit box contains:
Standard Jaw Pincers
Part # 1098
All Zinc plated
2-Ear Clamps:
15 of 0709 (5/16")
15 of 0911 (7/16")
15 of 1113 (1/2")
15 of 1315 (9/16")
15 of 1518 (5/8")
15 of 1720 (3/4")
15 of 2023 (7/8")
15 of 2225 (15/16")
15 of 2327 (1")

Part Number	Description	List Price
18500056	Service Kit With Standard Jaw Pincers	

18500049 - With Standard Jaw Pincers

Pocket Kit
Plastic kit box contains:

Standard Jaw Pincers
Part# 1098
Zinc Plated
2-Ear Clamps:
15 of 1113 (1/2")
15 of 1315 (9/16")
15 of 1518 (5/8")
15 of 1720 (3/4")

Stainless Steel
Hose Menders:
5 of 406R (1/4")
5 of 408R (5/16")

Part Number	Description	List Price
18500049	Pocket Kit With Standard Jaw Pincers	

Please Note:
Once an Oetiker Eared Clamp has been applied, then removed, it **must not be reused**.

Installation:

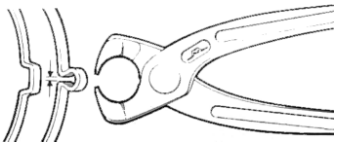

When installing Oetiker 2-Ear Clamps, close first ear, then the second. Once the second ear is closed, the first one will open slightly, simply squeeze again. Do not squeeze each ear more than twice. On Stepless Ear Clamps, simply close the single ear.

With either clamp, if properly sized, the ear will spring back naturally to provide a desired gap of approximately 1.5 mm. That is necessary for Oetiker eared clamps to perform to their maximum. If clamp ears can be closed all the way, the clamp size selected is too big and the next smaller size clamp should be ordered.

How To Apply:

This procedure works for either eared clamp. Position clamp on hose as illustrated.



Give each ear a firm squeeze with your Oetiker Pincers.

Where access to ear is difficult use Oetiker's Side Jaw Pincers Model 1099.

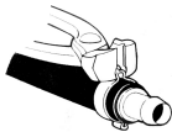

How To Remove:

Grip the outer edge of ear firmly and cut through it with either pincers.

Cut the ear by taking several small bites at its base with either pincers. Then grip ear firmly and twist it off.

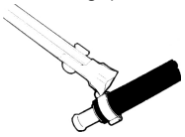

Stepless clamps may be easily removed by prying end up with a common screwdriver.

Banjo Polypropylene Dry Disconnect

FEATURES:

- Lightweight
- Unrestricted 1-1/2" flow
- Minimal fluid spillage
- Easy to use
- Economical
- Reduces risk of exposure
- Wide range of chemical resistance
- Cannot be uncoupled in open position
- 100 psi @ 75°F
- 70 psi @ 150°F

Dry Mate ®

Size	Part Number	List Price
1-1/2	DM 150A	
1-1/2	DM 150D	
2	DM 200A	
2	DM 200D	
2	DM 200CAP	
2	DM 200PL	

DESIGN: The Banjo Dry-Mate is designed for safe and easy spill free connections. The "double ball" design allows maximum flow, while the cam lever style of connection is the most recognized fluid connector.

Spillage Data:
•1-1/2" = 2ml.
•2" = 2ml.

User friendly: Operating Dry-Mate is simple. The handles interlock making it easy to identify which handle opens or closes first. No guessing involved! The two Dry-Mate halves couple together with cam levers for positive engagement.

G

"Stubby Valve" ™

VSMT200

FEATURES:

- All Teflon™, Seals.
- Stainless steel bolts.
- Glass filled polypropylene.
- Maximum operating pressure 100 P.S.I. @ 70°F. 75 P.S.I. @ 150°F.
- Unique patented compact design.
- Lightweight
- Three design options.

Part Number	Description	Opening Thru Ball	List Price
VSF200	2" Male Adapter x 2" Female NPT Thread	1-1/2"	

VSF200

Part Number	Description	Opening Thru Ball	List Price
VSMT200	2" Male NPT Thread x 2" Female NPT Thd	1-1/2"	



VSMT200

Part Number	Description	Opening Thru Ball	List Price
VSFMT200	2" Male Adapter x 2" Male NPT Thread	1-1/2"	

Banjo Polypropylene

G

A — Female Adapter x Female NPT

Size	Polypropylene Part Number	List Price
3/4	075A PP	
1	100A PP	
1-1/4	125A PP	
1-1/2	150A PP	
2	200A PP	
3	300A PP	
4	400A PP	

B — *Coupler x Male NPT

Size	Polypropylene Part Number	List Price
3/4	075B PP	
1	100B PP	
1-1/4	125B PP	
1-1/2	150B PP	
2	200B PP	
3	300B PP	
4	400B PP	

C — *Coupler x Hose Shank

Size	Polypropylene Part Number	List Price
3/4	075C PP	
1	100C PP	
1-1/4	125C PP	
1-1/2	150C PP	
2	200C PP	
3	300C PP	
4	400C PP	

D — *Coupler x Female NPT

Size	Polypropylene Part Number	List Price
3/4	075D PP	
1	100D PP	
1-1/4	125D PP	
1-1/2	150D PP	
2	200D PP	
3	300D PP	
4	400D PP	

E — Adapter x Hose Shank

Size	Polypropylene Part Number	List Price
3/4	075E PP	
1	100E PP	
1-1/4	125E PP	
1-1/2	150E PP	
2	200E PP	
3	300E PP	
4	400E PP	

F — Adapter x Male NPT

Size	Polypropylene Part Number	List Price
3/4	075F PP	
1	100F PP	
1-1/4	125F PP	
1-1/2	150F PP	
2	200F PP	
3	300F PP	
4	400F PP	

DC — *Coupler Dust Cap

Size	Polypropylene Part Number	List Price
3/4	075DC PP	
1	100DC PP	
1-1/4	125DC PP	
1-1/2	150DC PP	
2	200DC PP	
3	300DC PP	
4	400DC PP	

DP — Adapter Dust Plug

Size	Polypropylene Part Number	List Price
3/4	075DP PP	
1	100DP PP	
1-1/4	125DP PP	
1-1/2	150DP PP	
2	200DP PP	
3	300DP PP	
4	400DP PP	

***3"C and all 4" Poly couplers have <u>3 handles.</u>**

* **Dust Caps** and **Dust Plugs** are **not** recommended for pressure applications.

Banjo Polypropylene FDA

A — Female Adapter x Female NPT

Size	Polypropylene Part Number	List Price
3/4	075AFD	
1	100AFD	
1-1/2	150AFD	
2	200AFD	
3	300AFD	

B — *Coupler x Male NPT

Size	Polypropylene Part Number	List Price
3/4	075BFD	
1	100BFD	
1-1/2	150BFD	
2	200BFD	
3	300BFD	

C — *Coupler x Hose Shank

Size	Polypropylene Part Number	List Price
3/4	075CFD	
1	100CFD	
1-1/2	150CFD	
2	200CFD	
3	300CFD	

D — *Coupler x Female NPT

Size	Polypropylene Part Number	List Price
3/4	075DFD	
1	100DFD	
1-1/2	150DFD	
2	200DFD	
3	300DFD	

E — Adapter x Hose Shank

Size	Polypropylene Part Number	List Price
3/4	075EFD	
1	100EFD	
1-1/2	150EFD	
2	200EFD	
3	300EFD	

F — Adapter x Male NPT

Size	Polypropylene Part Number	List Price
3/4	075FFD	
1	100FFD	
1-1/2	150FFD	
2	200FFD	
3	300FFD	

DC — *Coupler Dust Cap

Size	Polypropylene Part Number	List Price
3/4	075CAPFD	
1	100CAPFD	
1-1/2	150CAPFD	
2	200CAPFD	
3	300CAPFD	

DP — Adapter Dust Plug

Size	Polypropylene Part Number	List Price
3/4	075PLFD	
1	100PLFD	
1-1/2	150PLFD	
2	200PLFD	
3	300PLFD	

* **Dust Caps** and **Dust Plugs** are **not** recommended for pressure applications.

FEATURES

Stainless steel rings, arms & pins.

Most complete line of polypropylene FDA couplings available.

Versatile — interchangeable with all types of cam lever couplers.

Precision molded — insures a uniform and accurate fit.

Durable — FDA Polypropylene is glass filled for rugged strength and durability.

Smooth operating — finger rings are designed for easy opening of cam levers.

Complete series of 3/4", 1", 1-1/4", 1-1/2", 2", 3" NPT thread.

Operating conditions: - 3/4" thru 2" , 100 psi. at 0°F; 125 psi. at 70°F; 70 psi. at 150°F- 3" Cap-50 psi. Couplings 75 psi. max.

Economical and superior in performance.

Standard with FDA EPDM gaskets

Banjo Polypropylene

Ball Valves

Size	Part Number	List Price
1/2	V 050	
3/4	V 075	
1	V 100	
1	V 100 FP	
1-1/4	V 125	
1-1/4	V 125 FP	
1-1/2	V 150 FP	
2	V 200	
2	V 200 FP	
3	V 300	
3	V 300 FP	
4	V 400	
1	VA 100	
1-1/2	VA 150	
2	VA 200	
2 x 1-1/2	VA 200/150	
2	VA 200 FP	

FP = Full Port
VA = Angle Valve

Valves and Nozzle

FEATURES:

- Precision molded in polypropylene. Polypropylene is reinforced with fiberglass for additional strength.
- Self-aligning ball moves freely against the Teflon® seats for smooth operation. The valve opens and closes with very little pressure on the handle.
- Ball is diamond turned after molding to make it spherically perfect, which provides the right contact between ball and seats.
- Viton "O" ring stem seal.
- Teflon® self-lubricating stem bushings and seats cannot stick or rust.
- Stainless steel nuts and bolts are used to insure easy disassembly in corrosive conditions.
- Maximum operating pressure 100 P.S.I.
- Sizes 1/2" thru 2" have a four bolt construction. 2" full port, and 3" full port have six bolt construction. All have Viton O-Rings and Teflon® seats as a standard.
- Lightweight hose end valve for convenient transfer of liquids. Angle and flange with 8" long polypropylene fill spout. Same features as straight through valve.

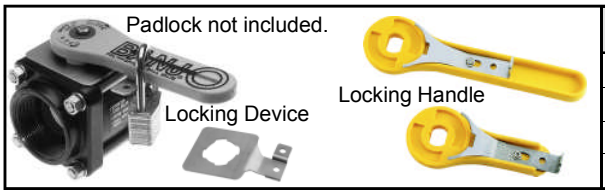

Part Number	Description	List Price
V20153	Handle for V125-FP, V150, VA150, V200, VA200	
V25153	Handle for V200-FP, VA200-FP	
VL20153	Locking Device for V125FP, V150, V200	
VL25153	Locking Handle for V200FP, V300, V300FP, V400	

Part Number	Description	List Price
VFMT200FP	2" Valve 2" Male Adapter X 2" Male NPT Thread	

FEATURES:
Precision molded in polypropylene. Polypropylene is reinforced with fiberglass for additional strength.

- Self-aligning ball moves freely against the Teflon® seats for smooth operation. The valve opens and closes with very little pressure on the handle.
- Ball is diamond turned after molding to make it spherically perfect, which provides the right contact between ball and seats.
- Viton "O" ring stem seal.
- Teflon® self-lubricating stem bushings and seats cannot stick or bind.
- Stainless steel nuts and bolts .
- Maximum operating pressure 100 P.S.I @ 70°F and 75 P.S.I. @ 150°F .

Part Number	Description	List Price
VFMT204FP	2" Valve 2" Male NPT Thread X 2" Male Adapter	

FEATURES:

- 2" full port, 4 bolt design.
- All stainless steel hardware.
- Precision molded in glass filled polypropylene.
- Viton seals.
- 100% Teflon® ball seats.
- Stainless steel nuts and bolts .
- 100 P.S.I maximum @ 70°F and 75 P.S.I. @ 150°F .

Polypropylene Nozzle

Part Number	Description	Pipe Size	Female NPT Thread	List Price
VN 100	Poly Nozzle Valve	1"	1"	

FEATURES:

- Glass filled polypropylene.
- Stainless steel handle, spring and pin.
- Viton® rubber parts.
- Resists corrosion.
- Padlock capability
- 75 P.S.I. maximum.
- 40 G.P.M.

Polypropylene Class 150 Ansi Flanges

Bolted Tank Flange

Part Number	Description	Pipe Size	List Price
BF100PP	1” X 1-1/2” Threaded Flange	1”	
BF150PP	1-1/2” X2" Threaded Flange	1-1/2”	
BF200PP	2” X 2" Threaded Flange	2”	
BF300PP	3” X 3" Threaded Flange	3”	
EPDM Gasket Included			

FEATURES:

- Glass reinforced for stability, strength and durability.
- Precision molded solid, one-piece construction.
- 150 P.S.I. maximum operating pressure.

Threaded Flange

Part Number	Description	Pipe Size	List Price
AF100PP	1” Threaded Flange	1”	
AF150PP	1-1/2” Threaded Flange	1-1/2”	
AF200PP	2” Threaded Flange	2”	
AF300PP	3” Threaded Flange	3”	
AF400PP	4” Threaded Flange	4”	

★ Gasket sold separately.

Blind Flange (Blank Flange)

Part Number	Description	List Price
AFB100PP	1” Blind Flange	
AFB150PP	1-1/2” Blind Flange	
AFB200PP	2” Blind Flange	
AFB300PP	3” Blind Flange	
AFB400PP	4” Blind Flange	

G

POLY BULKHEAD FITTINGS W/VITON (FKM)

Part Number	Description	Hole Size	List Price
TF050V	1/2" Poly Bulkhead Tank Fitting	1-5/8"	
TF075V	3/4" Poly Bulkhead Tank Fitting	1-5/8"	
TF100V	1" Poly Bulkhead Tank Fitting	2-1/4"	
TF125V	1"-1/4" Poly Bulkhead Tank Fitting	2-1/4"	
TF150V	1"-1/2" Poly Bulkhead Tank Fitting	3"	
TF200V	2" Poly Bulkhead Tank Fitting	3"	
TF220V	2" Poly Bulkhead Tank Fitting	3-1/4"	
TF300V	3" Poly Bulkhead Tank Fitting	4-1/2"	

FEATURES:

- Double sided female NPT threads.
- Available in Viton gasket.

POLY BULKHEAD FITTINGS W/EPDM

Part Number	Description	Hole Size	List Price
TF050	1/2" Poly Bulkhead Tank Fitting	1-5/8"	
TF075	3/4" Poly Bulkhead Tank Fitting	1-5/8"	
TF100	1" Poly Bulkhead Tank Fitting	2-1/4"	
TF125	1"-1/4" Poly Bulkhead Tank Fitting	2-1/4"	
TF150	1"-1/2" Poly Bulkhead Tank Fitting	3"	
TF200	2" Poly Bulkhead Tank Fitting	3"	
TF220	2" Poly Bulkhead Tank Fitting	3-1/4"	
TF300	3" Poly Bulkhead Tank Fitting	4-1/2"	

FEATURES:

- Double sided female NPT threads.
- Available in EPDM gasket.

316 STAINLESS BULKHEAD FITTINGS W/EPDM

Part Number	Description	Hole Size	List Price
TF075SS	3/4" Poly Bulkhead Tank Fitting	1-5/8"	
TF100SS	1" Poly Bulkhead Tank Fitting	2-1/4"	
TF125SS	1"-1/4" Poly Bulkhead Tank Fitting	2-1/4"	
TF150SS	1"-1/2" Poly Bulkhead Tank Fitting	3"	
TF200SS	2" Poly Bulkhead Tank Fitting	3"	
TF220SS	2" Poly Bulkhead Tank Fitting	3-1/4"	
TF300SS	3" Poly Bulkhead Tank Fitting	4-3/8"	

FEATURES:

- Double sided female NPT threads.
- Available in EPDM gasket.

Line Strainers



Size	Part Number	List Price	Size	Part Number	List Price
3/4	**LS075-20**	27.94	1-1/2	**LS150-30**	
3/4	**LS075-40**	27.94	1-1/2	**LS150-50**	
3/4	**LS075-80**	27.94	1-1/2	**LS150-80**	
1	**LS100-20**	27.92	2	**LS200-06**	
1	**LS100-40**	27.92	2	**LS200-12**	
1	**LS100-80**	30.66	2	**LS200-20**	
1-1/2	**LS150-06**	61.42	2	**LS200-30**	
1-1/2	**LS150-12**	61.42	2	**LS200-50**	
1-1/2	**LS150-20**	61.42	2	**LS200-80**	

FEATURES

Precision molded construction.
Corrosion resistant.
Lightweight.
Easy grip end cap.
304 Stainless steel screen (polypropylene screens optional)
EPDM gasket.
Heavy duty end cap threads.
3/4" - 1" 75 psi.

Note: Last two digits of part number is the mesh of the screen.

G

Replacement Mesh LS

Size	Part Number	List Price
1/2 to 3/4	**LS720**	
1/2 to 3/4	**LS740**	
1/2 to 3/4	**LS780**	
1 to 1-1/4	**LS120**	
1 to 1-1/4	**LS140**	
1 to 1-1/4	**LS180**	
1-1/2 to 2	**LS206**	
1-1/2 to 2	**LS212**	
1-1/2 to 2	**LS220**	

304 Stainless Steel

Size	Part Number	List Price
1-1/2 to 2	**LS230**	
1-1/2 to 2	**LS250**	
1-1/2 to 2	**LS280**	
3 X 3	***LS304**	
3 X 3	***LS308**	
3 X 3	***LS312**	
3 X 3	***LS320**	
3 X 3	***LS350**	

*LS300 Reinforced Stainless Screen

STANDARD MESHES AND DATA (For General Reference Only)

MESH	MICRONS	WIRE DIAMETER	OPENING	%OPEN AREA	MESH	MICRONS	WIRE DIAMETER	OPENING	%OPEN AREA
4 Mesh	4760	.047	.203	65.9	20 Mesh	841	.016	.034	46.2
6 Mesh	3360	.035	.132	62.7	30 Mesh	595	.012	.021	40.8
8 Mesh	2380	.028	.097	60.2	50 Mesh	297	.009	.011	30.3
10 Mesh	2000	.025	.075	56.3	80 Mesh	177	.0055	.007	31.4
12 Mesh	1680	.023	.060	51.8	100 Mesh	149	.0045	.005	30.3
16 Mesh	1190	.018	.044	50.7					

3" Polypropylene "Y" Strainers

Part Number	Size	Description	List Price
LS300-04	3“ X 3”	Strainer - 4 Mesh Screen	
LS300-08	3“ X 3”	Strainer - 8 Mesh Screen	
LS300-12	3“ X 3”	Strainer - 12 Mesh Screen	
LS300-20	3“ X 3”	Strainer - 20 Mesh Screen	
LS300-50	3“ X 3”	Strainer - 50 Mesh Screen	

FEATURES

Lightweight.

High Volume.

Constructed of glass filled polypropylene.

Stainless steel “T” handle clamp.

1/2“ drain plug in bottom of cap.

Reinforced stainless steel screen.

50 PSI. max..

WARNING: 3’‘ Polypropylene “Y” Strainer to be used on suction side or non-pressure side in all applications.

G

Poly "T" Strainers

Size	Part Number	List Price
3/4	LST075-16	
3/4	LST075-30	
3/4	LST075-50	
3/4	LST075-80	
3/4	LST075-100	
1	LST100-16	
1	LST100-30	
1	LST100-50	

Size	Part Number	List Price
1	LST100-80	
1	LST100-100	
1-1/2	LST150-16	
1-1/2	LST150-30	
1-1/2	LST150-50	
1-1/2	LST150-80	
1-1/2	LST150-100	

Replacement Mesh LST



Size	Part Number	List Price
3/4 & 1	LST116 *	
3/4 & 1	LST130 *	
3/4 & 1	LST150 *	
3/4 & 1	LST180 *	
3/4 & 1	LST1100 *	
1-1/4 & 1-1/2	LST1516 *	
1-1/4 & 1-1/2	LST1530 *	
1-1/4 & 1-1/2	LST1550 *	
1-1/4 & 1-1/2	LST1580 *	
1-1/4 & 1-1/2	LST15100 *	

Size	Part Number	List Price
2	LST204SS **	
2	LST206SS **	
2	LST208SS **	
2	LST210SS **	
2	LST216SS **	
2	LST230SS **	
2	LST250SS **	
2	LST280SS **	
2	LST2100SS **	

* 304 Stainless Steel

** 316 Stainless Steel

Polypropylene Pipe Fittings

Pipe Nipple

Part Number	Size or Description	List Price
NIP038-SH	3/8“ X Short Poly Pipe Nipple	
NIP050-SH	1/2“ X Short Poly Pipe Nipple	
NIP050-3	1/2“ X 3” Poly Pipe Nipple	
NIP075-SH	3/4“ X Short Poly Pipe Nipple	
NIP075-4	3/4“ X 4” Poly Pipe Nipple	
NIP075-6	3/4“ X 6” Poly Pipe Nipple	
NIP100-SH	1“ X Short Poly Pipe Nipple	
NIP100-4	1“ X 4” Poly Pipe Nipple	
NIP100-6	1“ X 6” Poly Pipe Nipple	
NIP125-SH	1-1/4“ X Short Poly Pipe Nipple	
NIP125-4	1-1/4“ X 4” Poly Pipe Nipple	
NIP125-6	1-1/4“ X 6” Poly Pipe Nipple	
NIP150-SH	1-1/2“ X Short Poly Pipe Nipple	
NIP150-3	1-1/2“ X 3” Poly Pipe Nipple	
NIP150-4	1-1/2“ X 4” Poly Pipe Nipple	
NIP150-5	1-1/2“ X 5” Poly Pipe Nipple	
NIP150-6	1-1/2“ X 6” Poly Pipe Nipple	
NIP200-SH	2“ X Short Poly Pipe Nipple	
NIP200-4	2“ X 4” Poly Pipe Nipple	
NIP200-6	2“ X 6” Poly Pipe Nipple	
NIP300-SH	3“ X Short Poly Pipe Nipple	
NIP300-4	3“ X 4” Poly Pipe Nipple	
NIP300-6	3“ X 6” Poly Pipe Nipple	
NIP400-SH	4“ X Short Poly Pipe Nipple	

Poly Reducer Nipples

Part Number	Size	List Price
RN050-038	1/2 x 3/8	
RN075-050	3/4 x 1/2	
RN100-050	1 x 1/2	
RN100-075	1 x 3/4	
RN125-075	1-1/4 x 3/4	
RN125-100	1-1/4 x 1	
RN150-100	1-1/2 x 1	
RN150-125	1-1/2 x 1-1/4	
RN200-125	2 x 1-1/4	
RN200-150	2 x 1-1/2	
RN300-200	3 x 2	

Poly Reducer Bushings

Part Number	Size or Description	List Price
RB038-025	3/8"NPTx1/4"FPT Poly Pipe Reducer	
RB050-025	1/2"NPTx1/4"FPT Poly Pipe Reducer	
RB050-038	1/2"NPTx3/8"FPT Poly Pipe Reducer	
RB075-018	3/4"NPTx1/8"FPT Poly Pipe Reducer	
RB075-025	3/4"NPT x1/4"FPT Poly Pipe Reducer	
RB075-038	3/4"NPTx3/8"FPT Poly Pipe Reducer	
RB075-050	3/4"NPTx1/2"FPT Poly Pipe Reducer	
RB100-018	1"NPTx1/8"FPT Poly Pipe Reducer	
RB100-025	1"NPTx1/4"FPT Poly Pipe Reducer	
RB100-050	1"NPTx1/2"FPT Poly Pipe Reducer	
RB100-075	1"NPTx3/4"FPT Poly Pipe Reducer	
RB125-075	1-1/4"NPTx3/4"FPT Poly Pipe Reducer	
RB125-100	1-1/4"NPTx1"FPT Poly Pipe Reducer	
RB150-075	1-1/2"NPTx3/4"FPT Poly Pipe Reducer	
RB150-100	1-1/2"NPTx1"FPT Poly Pipe Reducer	
RB150-125	1-1/2"NPTx1-1/4"FPT Poly Pipe Reducer	
RB200-075	2"NPTx3/4"FPT Poly Pipe Reducer	
RB200-100	2"NPTx1"FPT Poly Pipe Reducer	
RB200-125	2"NPTx1-1/4"FPT Poly Pipe Reducer	
RB200-150	2"NPTx1-1/2"FPT Poly Pipe Reducer	
RB300-150	3"NPTx1-1/2"FPT Poly Pipe Reducer	
RB300-200	3"NPTx2"FPT Poly Pipe Reducer	
RB400-300	4"NPTx3"FPT Poly Pipe Reducer	

Hose Mender

Part Number	Size	List Price
HM050	1/2	
HM075	3/4	
HM100	1	
HM125	1-1/4	
HM150	1-1/2	
HM200	2	
HM300	3	

Pipe Cross

Part Number	Size	List Price
CR075	3/4“ Poly Pipe Cross	
CR100	1“ Poly Pipe Cross	
CR125	1-1/4“ Poly Pipe Cross	
CR150	1-1/2“ Poly Pipe Cross	
CR200	2“ Poly Pipe Cross	

Polypropylene Pipe Fittings

Pipe Tees

Part Number	Size	List Price
TEE038	3/8	
TEE050	1/2	
TEE075	3/4	
TEE100	1	
TEE125	1-1/4	
TEE150	1-1/2	
TEE200	2	
TEE300	3	

Pipe Couplings

Part Number	Size	List Price
CPLG038	3/8“ Poly Pipe Coupling	
CPLG050	1/2“ Poly Pipe Coupling	
CPLG075	3/4“ Poly Pipe Coupling	
CPLG100	1“ Poly Pipe Coupling	
CPLG125	1-1/4“ Poly Pipe Coupling	
CPLG150	1-1/2“ Poly Pipe Coupling	
CPLG200	2“ Poly Pipe Coupling	
CPLG300	3“ Poly Pipe Coupling	

Pipe Plug

Part Number	Size	List Price
PLUG050	½“ Poly Pipe Plug	
PLUG075	3/4“ Poly Pipe Plug	
PLUG100	1“ Poly Pipe Plug	
PLUG125	1-1/4“ Poly Pipe Plug	
PLUG150	1-1/2“ Poly Pipe Plug	
PLUG200	2“ Poly Pipe Plug	
PLUG300	3“ Poly Pipe Plug	

Pipe Elbow 45°

Part Number	Size	List Price
EL100-45	1“ Poly Pipe Elbow 45°	

Street Elbow 90°

Part Number	Size	List Price
SL038-90	3/8“ Poly St. Elbow 90	
SL050-90	1/2“ Poly St. Elbow 90	
SL075-90	3/4“ Poly St. Elbow 90	
SL100-90	1“ Poly St. Elbow 90	
SL125-90	1-1/4“ Poly St. Elbow 90	
SL150-90	1-1/2“ Poly St. Elbow 90	
SL200-90	2“ Poly St. Elbow 90	
SL300-90	3“ Poly St. Elbow 90	

Street Elbow 45°

Part Number	Size	List Price
SL075-45	3/4“ Poly St. Elbow 45	
SL100-45	1“ Poly St. Elbow 45	
SL125-45	1-1/4“ Poly St. Elbow 45	
SL150-45	1-1/2“ Poly St. Elbow 45	
SL200-45	2“ Poly St. Elbow 45	
SL300-45	3“ Poly St. Elbow 45	

G

Pipe Elbow 90°

Part Number	Size	List Price
EL038-90	3/8“ Poly St. Elbow 90	
EL050-90	1/2“ Poly St. Elbow 90	
EL075-90	3/4“ Poly St. Elbow 90	
EL100-90	1“ Poly St. Elbow 90	
EL125-90	1-1/4“ Poly St. Elbow 90	
EL150-90	1-1/2“ Poly St. Elbow 90	
EL200-90	2“ Poly St. Elbow 90	
EL300-90	3“ Poly St. Elbow 90	

Pipe Cap

Part Number	Size	List Price
CAP050	1/2“ Poly Pipe Cap	
CAP075	3/4“ Poly Pipe Cap	
CAP100	1“ Poly Pipe Cap	
CAP125	1-1/4“ Poly Pipe Cap	
CAP150	1-1/2“ Poly Pipe Cap	
CAP200	2“ Poly Pipe Cap	
CAP300	3“ Poly Pipe Cap	

Hose Barbs

FEATURES:

- Precision molded in polypropylene.
- Hose Barbs are designed specifically to fit properly when inserted into hose.
- Polypropylene is glass filled for rugged strength and durability.

Male Thread x Hose Shank.

Size	Part Number	List Price	Size	Part Number	List Price	Size	Part Number	List Price
3/8	HB038		3/4 x 1	HB075-100		1-1/2x1-1/4	HB150-125	
3/8 x 1/2	HBO38-050		1 x 3/4	HB100-075		1-1/2	HB150	
1/2 x 3/8	HB050-038		1	HB100		1-1/2 x 2	HB150-200	
1/2	HB050		1 x 1-1/4	HB100-125		2 x 1-1/2	HB200-150	
1/2 x 3/4	HB050-075		1-1/4 X 3/4	HB125-075		2	HB200	
3/4 x 3/8	HB075-038		1-1/4 X 1	HB125-100		3	HB300	
3/4 x 1/2	HB075-050		1-1/4	HB125		4	HB400	
3/4 x 5/8	HB075-058		1-1/4x1-1/2	HB125-150				
3/4	HB075		1-1/2 x 1	HB150-100				

Seal Fast

Push-on Air Hose

This oil resistant hose is excellent for use with air tools, mild chemicals and various petroleum products. Special braid angle for quick secure push-on coupling retention.
Temperature range: -40° F to 212° F

Construction:
Tube: Black Nitrile
Reinforcement: Black Neoprene
Cover: One Textile Braid
Safety Factor : 3:1

Part Number	ID	OD	Working Pressure psi	Bend Radius	Weight Per Foot	Standard Length (Feet)	List Price Per Foot
PH025	1/4	0.500	300max	3.0	9	300	
PH038	3/8	0.625	300max	3.0	12	300	
PH050	1/2	0.750	300max	5.0	15	300	

Used With Thermoplastic Or Rubber Push-on Style Hose
Ease of assembly - push on design - brass
Excellent vibration characteristics

Hose x Male NPT

H

Brass

Plastic protection cap for hose.

Part Number	I.D. Tube	Pipe Thread	Length	Hex	List Price
301-42	1/4	1/8	1.47 in.	7/16	
301-44	1/4	1/4	1.67 in.	9/16	
301-46	1/4	3/8	1.61 in.	9/16	
301-52	5/16	1/8	1.42 in.	7/16	
301-62	3/8	1/8	1.60 in.	9/16	
301-64	3/8	1/4	1.69 in.	9/16	
301-66	3/8	3/8	1.73 in.	11/16	
301-86	1/2	3/8	1.86 in.	11/16	
301-88	1/2	1/2	2.09 in.	7/8	
301-812	1/2	3/4	2.07 in.	1-1/16	
301-108	5/8	½	2.55 in.	7/8	
301-1212	3/4	3/4	2.72 in.	1-1/16	
301-1616	1	1	2.72	1-1/16	

Hose x 45° SAE Male

Brass

Part Number	I.D. Tube	SAE Thread	Length	Hex	List Price
302-44	1/4	1/4	1.56 in.	7/16	
302-45	1/4	5/16	1.66 in.	1/2	
302-66	3/8	3/8	1.75 in.	5/8	
302-88	1/2	1/2	1.94 in.	3/4	

Hose x Inverted Flare, Swivel

Brass



Plastic protection cap for hose.

Part Number	I.D. Tube	Thread	Length	Hex	List Price
305-43	1/4	3/16	1.69 in.	3/8	
305-44	1/4	1/4	1.72 in.	7/16	
305-45	1/4	5/16	1.78 in.	1/2	
305-55	5/16	5/16	1.58 in.	1/2	
305-66	3/8	3/8	2.00 in.	5/8	
305-88	1/2	1/2	2.23 in.	3/4	
305-1010	5/8	5/8	2.50 in.	7/8	

Seal Fast

Used With Thermoplastic Or Rubber Push-on Style Hose

Hose x Hose Splicer



Part Number	I.D. Tube		Length		List Price
304-44	1/4		1.87 in.		
304-55	5/16		1.73 in.		
304-66	3/8		1.91 in.		
304-88	1/2		2.22 in.		
304-1010	5/8		2.75 in.		
304-1212	3/4		3.21 in.		

Hose x Inverted Flare



Part Number	I.D. Tube	Thread	Length	Hex	List Price
306-43	1/4	3/16	1.25 in.	7/16	
306-44	1/4	1/4	1.25 in.	1/2	
306-45	1/4	5/16	1.28 in.	9/16	
306-66	3/8	3/8	1.39 in.	3/4	
306-88	1/2	1/2	1.41 in.	7/8	

H

Hose x Female 45° Flare, Swivel

Part Number	I.D. Tube	Thread	Length	Hex	List Price
307-46	1/4	3/8	1.60 in.	3/4	
307-66	3/8	3/8	1.61 in.	3/4	
307-1212	3/4	3/4	2.33 in.	1-1/4	

Hose x JIC Female, Swivel

Part Number	I.D. Tube	Thread	Length	Hex	List Price
308-44	1/4	1/4	-	-	
308-46	1/4	3/8	-	-	
308-66	3/8	3/8	1.55 in.	3/4	
309-88	1/2	½	2.01 in.	7/8	
308-1212	3/4	3/4	2.55 in.	1-1/4	
308-1616	1	1	-	-	

Hose x FPT

Part Number	I.D. Tube	Pipe Thread	Length	Hex	List Price
3099-42	1/4	1/8	1.39 in.	7/16	
3099-44	1/4	1/4	1.56 in.	3/4	
3099-64	3/8	1/4	1.82 in.	7/8	
3099-66	3/8	3/8	2.16 in.	1-1/8	

Hose x JIC Male

Part Number	I.D. Tube	Thread JIC Flare	Length	Hex	List Price
310-44	1/4	1/4	1.57 in.	1/2	
310-45	1/4	5/16	1.60 in.	9/16	
310-66	3/8	3/8	1.78 in.	5/8	

Seal Fast

Hose Barb x Hose Barb - Garden Hose Fittings

Brass

Part Number	Garden Thread	Hose I.D.		List Price
202GHSH-88	3/4	1/2		
202GHSH-1010	3/4	5/8		
202GHSH-1212	3/4	3/4		

Female Hose x Female Pipe

Brass

Part Number	Garden Thread	Pipe Thread		List Price
5A-12D	3/4	1/2		
5A-12E	3/4	3/4		

Female Hose x Female Pipe, Swivel

Brass

Part Number	Garden Thread	Pipe Thread		List Price
5AS-12D	3/4	1/2		
5AS-12E	3/4	3/4		

H

Male GHT x Female Pipe

Brass

Part Number	Garden Thread	Pipe Thread		List Price
18A-12D	3/4	1/2		
18A-12E	3/4	3/4		

Male GHT x Male Pipe

Brass

Part Number	Garden Thread	Pipe Thread		List Price
19A-12C	3/4	3/8		
19A-12D	3/4	1/2		
19AF-12DE	3/4	3/4		

Male GHT x Male GHT

Brass

Part Number	Garden Thread	Pipe Thread		List Price
23A-12	3/4 X 3/4			

Female Hose Cap

Brass

Part Number	Garden Thread	Pipe Thread		List Price
GHN5H	3/4			

NST to GHT

Brass

19130

24155

Part Number	Discription		List Price
1913009	1-1/2 FNST X 3/4 MGHT		
1913037	2-1/2 FNST X 3/4 MGHT		
2415517	3/4 FGHT X 3/4 MNPT		
2415518	3/4 FGHT X 1 MNPT		
2415520	1 FNPT X 3/4 MGHT		

Seal Fast

Brass Hose Mender

Part Number	Hose I. D.	List Price	Part Number	Hose I. D.	List Price
HM-2	1/8	1.17	**HM-6**	3/8	
HM-3	3/16	.83	**HM-8**	1/2	
HM-4	1/4	.69	**HM-10**	5/8	
HM-5	5/16	.81	**HM-12**	3/4	

Brass Hose Fittings

Male Hose End 				Female Hose Swivel Or Ridged 					
Part Number	**Hose I. D.**	**Thread Size**	**List Price**	**Part Number Swivel**	**List Price**	**Part Number Ridged**	**List Price**	**Hose I. D.**	**Thread Size**
201A-2A	1/8	1/8		**209AS-2A**		**209A-2A**		1/8	1/8
201A-3A	3/16	1/8		**209AS-3A**		**209A-3A**		3/16	1/8
201A-3B	3/16	1/4		**209AS-3B**		**209A-3B**		3/16	1/4
201A-4A	1/4	1/8							
201A-4B	1/4	1/4		**209AS-4B**		**209A-4B**		1/4	1/4
201A-4C	1/4	3/8							
201A-5A	5/16	1/8							
201A-5B	5/16	1/4		**209AS-5B**		**209A-5B**		5/16	1/4
201A-5C	5/16	3/8							
201A-6A	3/8	1/8							
201A-6B	3/8	1/4		**209AS-6B**		**209A-6B**		3/8	1/4
201A-6C	3/8	3/8		**209AS-6C**		**209A-6C**		3/8	3/8
201A-6D	3/8	1/2							
201A-6E	3/8	3/4							
201A-8B	1/2	1/4							
201A-8C	1/2	3/8		**209AS-8C**		**209A-8C**		1/2	3/8
201A-8D	1/2	1/2		**209AS-8D**		**209A-8D**		1/2	1/2
201A-8E	1/2	3/4							
201A-10C	5/8	3/8							
201A-10D	5/8	1/2							
201A-10E	5/8	3/4							
201A-12D	3/4	1/2							
201A-12E	3/4	3/4		**209AS-12E**		**209A-12E**		3/4	3/4
201A-16E	1	3/4							

Brass Ferrules for medium weight air hose

Sold in pkg. quantity only.

Part Number	I. D.	Length	Hole	Metal Thickness	Cross Reference	Quantity Per pkg.	List Price Per Ferrule
B-478-L	.478	.687	.328	.025	4750	50	
B-525- SP10	.525	.500	.406	.020		50	
B-560-SP1	.560	1.00	.437	.025	7325	50	
B-593-L	.593	1.00	.437	.025	7326	50	
B-625-SP4	.625	1.00	.437	.025	7327	50	
B-656-L	.656	1.00	.437	.025	7328	50	
B-690-L	.690	1.00	.500	.025	7329	50	
B-718-SP1	.718	1.00	.500	.025	7330	50	
B-750-SP3	.750	1.00	.625	.025	7331	50	
B-781-SP2	.781	1.00	.625	.025	7332	50	
B-812-L	.812	1.00	.625	.025	7333	50	
B-825-SP2	.825	.546	.562	.020	AA	50	
B-850-L	.850	.968	.687	.025		50	
B-937-L	.937	.875	.750	.025	7242	25	

H

Brass Ferrules for light weight air hose

Sold in pkg. quantity only.

Part Number	I. D.	Length	Hole	Metal Thickness	Cross Reference	Quantity Per pkg.	List Price Per Ferrule
B-380-S	.380	.500	.265	.020	622	50	
B-410-S	.410	.500	.265	.020	620	50	
B-450-SP1-S	.450	.562	.343	.020	769	50	
B-500-SP2	.500	.500	.343	.020	624	50	
B-525-SP6	.525	.470	.360	.020	625	50	
B-560-SP2	.560	.750	.375	.020	3588	50	
B-575-SP1	.575	.484	.468	.020	KK	50	
B-600-SP2	.600	.500	.500	.020	JJ	50	
B-625-SP3	.625	.500	.500	.020	II	50	
B-650-SP3	.650	.500	.500	.020	HH	50	
B-725-SP3	.725	.530	.500	.020	EE	50	
B-750-SP5	.750	.531	.500	.020	DD	50	

Brass Ferrules for medium weight water hose

Sold in pkg. quantity only.

Part Number	I. D.	Length	Hole	Metal Thickness	Cross Reference	Quantity Per pkg.	List Price Per Ferrule
B-875-SP1	.875	.843	.687	.025	7244A	50	
B-900-SP2	.900	.875	.687	.025	5029A	50	
B-975-SP2	.975	.843	.687	.025	5028A	50	
B-1025-SP1	1.025	.843	.687	.025	7114A	50	
B-1050-SP1	1.050	.843	.687	.025	7145A	50	
B-1100-SP2	1.100	.843	.812	.025	5027A	50	
B-1175-SP1	1.175	.875	.875	.025	7088A	25	
B-1225-SP1	1.225	.968	.875	.025		25	
B-1275-SP1	1.275	.968	.875	.025		25	
B-1425-SP1	1.425	.875	1.062	.025		25	
B-1500-S	1.500	.875	1.125	.025		25	
B-1550-S	1.550	.812	1.125	.025		25	

The following models of hose crimpers provide production capability and a big tool crimping advantages at just a fraction of the cost of other tools offering comparable results.



3041

Part Number	Size	List Price
3041	Crimp Tool comes with dies 3041-1 thru 3041-5	
3043	Crimp Tool comes with dies 3041-1 thru 3041-4 and 3048A	



3042

Part Number	Size	List Price
3042	Crimp Tool capable of 1/2" to 1" ID 7/8" to 1-1/2 OD Sold without crimping dies.	

Arrangement of dies in tool **#3041** is as follows:
No mark with hole, 2, 3, 4, 5, no mark no hole.

Arrangement of dies in tool **#3043** is as follows:
No mark with hole, 2, 3, 4, 7W, 7W-with one flat side.

Dies For Ferrule Crimp Tool 3041



Part Number	Mark	Size	List Price
3041-1	no mark, 2	5/8"	
3041-2	2, 3	37/64"	
3041-3	3, 4	17/32"	
3041-4	4, 5	31/64"	
3041-5	5, no mark	11/16"	
3048A	7W, 7W	7/16"	
3049A	8W, 8W	3/4"	
3050A	9W, 9W	13/16"	
3051A	10W, 10W	3/8"	

Dies For Ferrule Crimp Tool 3042



Part Number	Mark	Size	List Price
3042-1	1	11/16"	
3042-2	2	23/32"	
3042-3	3	3/4"	
3042-4	4	25/32"	
3042-5	5	13/16"	
3042-6	6	27/32"	
3042-7	7	7/8"	
3042-8	8	29/32"	
3042-9	9	15/16"	
3042-10	10	31/32"	
3042-11	11	1"	
3042-12	12	1-1/32"	
3042-13	13	1-1/16"	
3042-14	14	1-1/8"	
3042-15	15	1-3/16"	
3042-16	16	1-1/4"	
3042-17	17	1-5/16"	
3042-18	18	1-3/8"	
3042-19	19	1-7/16"	
3042-20	20	1-1/2"	

Seal Fast

For Air Only

Brass Sockets 1/4" Body

Semi-Automatic Pull to Connect Sleeve

Couplers shut-off when disconnected. Works with **MIL-4109C SYSTEM** For use with compressed air easy pull-to connect designs provides instantaneous connection of air lines.
Seal material: **NBR**

Temperature Range:
-0° F to 176° F

Working Pressure:
0 psi to 300 psi

4 Ball Design

10 PER BOX

Part Number	Body Size	End Description	Overall length	Overall Diameter	Box Quantity	List Price
AM-02AM	1/4	1/4" Male NPT	2.03	.98	10	
AM-03AM	1/4	3/8" Male NPT	2.03	.98	10	
AM-04AM	1/4	1/2" Male NPT	2.07	.98	10	
AM-02AF	1/4	1/4" Female NPT	1.97	.98	10	
AM-03AF	1/4	3/8" Female NPT	1.97	.98	10	
AM-04AF	1/4	1/2" Female NPT	2.13	.98	10	
AM-02AH	1/4	1/4" Shank	2.3	.98	10	
AM-03AH	1/4	3/8" Shank	2.7	.98	10	
AM-04AH	1/4	½" Shank	2.7	.98	10	

I

Steel Plugs 1/4" Body

Works with AM or AMA Sockets

Works with **MIL-4109C**.

40 PER BOX

Yellow Zinc Plated

Part Number	Body Size	End Description	Overall length	Overall Diameter	Box Quantity	List Price
AN-02AMS	1/4	1/4" Male NPT	1.65	0.46	40	
AN-03AMS	1/4	3/8" Male NPT	1.69	0.46	40	
AN-04AMS	1/4	1/2" Male NPT	1.73	0.46	40	
AN-02AFS	1/4	1/4" Female NPT	1.38	0.46	40	
AN-03AFS	1/4	3/8" Female NPT	1.5	0.46	40	
AN-04AFS	1/4	1/2" Female NPT	1.54	0.46	40	
AN-02AHS	1/4	1/4" Shank	1.89	0.46	40	
AN-03AHS	1/4	3/8" Shank	2.28	0.46	40	
AN-04AHS	1/4	½" Shank	2.28	0.46	40	

Brass Plugs 1/4" Body

Works with AM or AMA Sockets

Works with **MIL-4109C**.

40 PER BOX

Brass

Part Number	Body Size	End Description	Overall length	Overall Diameter	Box Quantity	List Price
AN-02AM	1/4	1/4" Male NPT	1.65	0.46	40	
AN-03AM	1/4	3/8" Male NPT	1.69	0.46	40	
AN-04AM	1/4	1/2" Male NPT	1.73	0.46	40	
AN-02AF	1/4	1/4" Female NPT	1.38	0.46	40	
AN-03AF	1/4	3/8" Female NPT	1.5	0.46	40	
AN-04AF	1/4	½" Female NPT	1.54	0.46	40	
AN-02AH	1/4	1/4" Shank	1.89	0.46	40	
AN-03AH	1/4	3/8" Shank	2.28	0.46	40	
AN-04AH	1/4	1/2" Shank	2.28	0.46	40	

Seal Fast

For Air Only

Brass Sockets 1/4" Body

Automatic

Couplers shut-off when disconnected. Works with **MIL-4109C SYSTEM AUTOMATIC TYPE** For use with compressed air easy pull-to connect designs provides instantaneous connection of air lines.
Seal material: **NBR**
Temperature Range:
-0° F to 176° F
Working Pressure:
0 psi to 300 psi

10 PER BOX

Part Number	Body Size	End Description	Overall length	Overall Diameter	Box Quantity	List Price
AMA-02AM	1/4	1/4" Male NPT	2.05	.98	10	
AMA-03AM	1/4	3/8" Male NPT	2.09	.98	10	
AMA-02AF	1/4	1/4" Female NPT	1.97	.98	10	
AMA-03AF	1/4	3/8" Female NPT	1.97	.98	10	
AMA-02AH	1/4	1/4" Shank	2.32	.98	10	
AMA-03AH	1/4	3/8" Shank	2.48	.98	10	

Brass Sockets 1/4" Body

Automatic

A quick-connective coupling designed to be completely interchangeable with **RECTUS 22, ARO 210, Parker50, CEJN 310 SERIES.** For use with compressed air. Easy, automatic push-to connect designs provide instantaneous connections of air lines.
Seal material: **NBR**
Temperature Range: -0°F to 176°F
Working Pressure: 0 psi to 300 psi

10 PER BOX

Part Number	Body Size	End Description	Overall length	Overall Diameter	Box Quantity	List Price/ea
AO-O2AM	1/4	1/4" Male NPTF	2.05	.98	10	
AO-O3AM	1/4	3/8" Male NPT	2.09	.98	10	
AO-O2AF	1/4	1/4" Female NPT	1.97	.98	10	
AO-O3AF	1/4	3/8" Female NPT	1.97	.98	10	
AO-O2AH	1/4	1/4" Shank	2.32	.98	10	
AO-O3AH	1/4	3/8" Shank	2.48	.98	10	

Steel Plugs 1/4" Body

Works with AO Sockets

For use with compressed air. When use with automatic push-to connect designs it provide easy instantaneous connections of air lines.

10 PER BOX

Part Number	Body Size	End Description	Overall length	Overall Diameter	Box Quantity	List Price/ea
AO-O2PMS	1/4	1/4" Male NPT	2.05	.98	10	
AO-O3PMS	1/4	3/8" Male NPT	2.09	.98	10	
AO-O2PFS	1/4	1/4" Female NPT	1.97	.98	10	
AO-O3PFS	1/4	3/8" Female NPT	1.97	.98	10	
AO-O2PHS	1/4	1/4" Shank	2.32	.98	10	
AO-O3PHS	1/4	3/8" Shank	2.48	.98	10	

Pressure Washer Couplings

Brass Sockets (Straight thru quick connect fittings)

Often used on pressure washers.
* 1/4" Rated pressure 5200 psi
* 3/8" Rated pressure 2700 psi
* Temperature range -40° to 250°F
* Standard seal Buna-n (Nitrile)

Part Number	Body Size	End Description	Overall length	Overall Diameter	Exposed length	Hex Size	List Price
2STF2-B	1/4	1/4" Female NPT	1.48	0.93	--	0.82	
3STF3-B	3/8	3/8" Female NPT	1.59	1.20	--	0.94	
2STM2-B	1/4	1/4" Male NPT	1.73	0.93	--	0.82	
3STM3-B	3/8	3/8" Male NPT	1.76	1.30	--	0.94	

These couplers and plugs have no internal valves so there will be maximum flow.

Steel Plugs



Often used on pressure washers.

* 1/4" Rated pressure 5200 psi
* 3/8" Rated pressure 2700 psi

Yellow Zinc Plated

Part Number	Body Size	End Description	Overall length	Overall Diameter	Exposed length	Hex Size	List Price
ST2F2-S	1/4	1/4" Female NPT	1.45	0.75	0.67	0.67	
ST3F3-S	3/8	3/8" Female NPT	1.64	0.95	0.96	0.86	
ST2M2-S	1/4	1/4" Male NPT	1.56	0.61	0.81	0.54	
ST3M3-S	3/8	3/8" Male NPT	1.70	0.68	0.86	0.67	

These couplers and plugs have no internal valves so there will be maximum flow.

Pressure Washer Couplings

Part Number	Body Size	End Description	List Price
PWC 38	3/8	3/8" Female X 22mm X 14mm Swivel	

Pressure Washer Hose Assemblies

Tested hydrostatically to 4500 psi. There is a bend retractor on each end with male solid by male swivel.

Hose ID	Part Number	Pressure Washer Hose Assemblies		List Price
3/8	PW30003850CL	3/8" X 50' Pressure Washer Coupled w/ Male X Male		
3/8	PW300038100CL	3/8" X 100' Pressure Washer Coupled w/ Male X Male		
1/2	PW30005050CL	1/2" X 50' Pressure Washer Coupled w/ Male X Male		
½	PW300050100CL	1/2" X 100' Pressure Washer Coupled w/ Male X Male		

Seal Fast

Nylon Recoil Hose (Yellow)

Part Number	ID	OD	Swivel & Rigid NPT Thread	Length in Feet	Coil Nominal OD	Coil Nominal ID	Coil Nominal Length in.	Color	List Price
N2512	1/4	.375	1/4" M	12	-	-	-	Yellow	
N2525	1/4	.375	1/4" M	25	-	-	-	Yellow	
N2550	1/4	.375	1/4" M	50	-	-	-	Yellow	
N3812	3/8	.562	3/8" M	12	-	-	-	Yellow	
N3825	3/8	.562	3/8" M	25	-	-	-	Yellow	
N3850	3/8	.562	3/8" M	50	-	-	-	Yellow	

Temperature range: -20° F to +180° F, **WP:** 200psi

Polyurethane Recoil Hose (Blue)

Part Number	ID	OD	NPT Thread	Length in Feet	Coil Nominal OD	Coil Nominal ID	Coil Nominal Length in.	Color	List Price
P2510	1/4	.375	1/4" M	10	-	-	-	Blue	
P2520	1/4	.375	1/4" M	20	-	-	-	Blue	
P2530	1/4	.375	1/4" M	30	-	-	-	Blue	
P3810	3/8	.562	3/8" M	10	-	-	-	Blue	
P382510	3/8	.562	1/4" M	10	-	-	-	Blue	
P3820	3/8	.562	3/8" M	20	-	-	-	Blue	
P382520	3/8	.562	1/4" M	20	-	-	-	Blue	
P3830	3/8	.562	3/8" M	30	-	-	-	Blue	
P382530	3/8	.562	1/4" M	30	-	-	-	Blue	

Temperature range: -40° F to +100° F, **WP:** 120psi

Blow Guns

Blow Gun (1/4")

SAFETY

Part Number AR-905

List Price

Rubber Tip Blow Gun

Part Number AR-905-C

Booster Tip Blow Gun

Part Number AR-905-A

Industrial Air/Water Hose Assembly

Red

Brass Couplings Both Ends 1/4 NPT

Hose ID	Part Number	Working Pressure psi	Burst Pressure psi	Length	List Price
3/8	**PA2525**	200	600	25	
3/8	**PA2550**	200	600	50	

Construction:
Cover EPDM / SBR mix compound
Tube NBR / SBR Mix compound rubber

The working pressure ratings are based on ambient temperature of 70° F and will vary inversely with temperature changes.

PVC Air Tool Hose Assembly

Yellow

Brass Couplings Both Ends 1/4 NPT

Flexible, lightweight handling with strain relief sleeves.

Hose ID	Part Number	Working Pressure PSI	Burst Pressure PSI	Length	List Price
1/4	**33903**	300	900	25	
1/4	**33904**	300	900	50	
3/8	**33913**	300	900	25	
3/8	**33914**	300	900	50	

Seal Fast
Hydraulic Quick-connect

Applications

This series couplings are used in a wide range of hydraulic applications including construction equipment, manufacturing machinery, and in-plant systems. They can be found anywhere the fluid transfer lines need to be connected and disconnected for operation or maintenance of equipment. Rugged construction makes these couplings a good choice for mobile applications including dump trucks, snow plows, refuse hauling, mining, asphalt paving, truck trailer connections and many more.
In-plant machinery applications include hydraulic fluid, chemicals and gas lines for paper mills, steel production, and many varieties of plant maintenance and production equipment.

Sockets (Carbon Steel)

They are designed to meet **ISO 7241-A** standard.

Interchangeable with:
Hansen HA15000 Series
Parker 6600 Series
Faster Anv Series
Stucchi Bir Series
Safeway S565 Series

Part Number	Body Size	End Description	Overall length	Overall Diameter	Hex Size	List Price
CI-02SB	1/4"	1/4" Female NPT	47mm 1.85"	25mm .98"	19mm	
CI-03SB	3/8"	3/8" Female NPT	57mm 2.24"	31mm 1.22"	22mm	
CI-04SB	1/2"	1/2" Female NPT	66mm 2.59"	38mm 1.49"	27mm	
CI-06SB	3/4"	3/4" Female NPT	82.5mm 3.24"	54mm 2.12"	34mm	
CI-08SB	1"	1" Female NPT	117mm 4.60"	70mm 2.75"	41mm	

J

Plugs (Carbon Steel)

They are designed to meet **ISO 7241-A** standard.

Interchangeable with:
Hansen HA15000 Series
Parker 6600 Series
Faster Anv Series
Stucchi Bir Series
Safeway S565 Series

Part Number	Body Size	End Description	Overall length	Plug Length	Hex Size	List Price
CI-02PB	1/4"	1/4" Female NPT	35mm 1.37"	20mm 0.78"	19mm	
CI-03PB	3/8"	3/8" Female NPT	39mm 1.53"	26mm 1.02"	22mm	
CI-04PB	1/2"	1/2" Female NPT	44mm 1.73"	32mm 1.25"	27mm	
CI-06PB	3/4"	3/4" Female NPT	55mm 2.16"	37mm 1.45"	34mm	
CI-08PB	1"	1" Female NPT	75mm 2.95"	46mm 1.81"	41mm	

Material:

Coupler Body: Steel
Valve: Steel
Springs: Spring Steel
Locking O-Ring: Spring Steel
Balls: GCr 15
Seals: Buna-N(Nitrile)
Surface treatment: Zinc plating and Cr 3+ passivation

Body Size	Working Pressure	Working Temperature
1/4"	4600 psi	-13°F to +250°F -25°C to +120°C
3/8"	4000 psi	-13°F to +250°F -25°C to +120°C
1/2"	3600 psi	-13°F to +250°F -25°C to +120°C
3/4"	3600 psi	-13°F to +250°F -25°C to +120°C
1"	3000 psi	-13°F to +250°F -25°C to +120°C

Seal Fast

Male Pipe NPTF Rigid

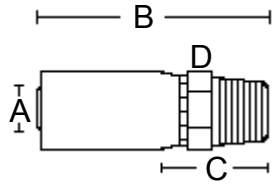

Part Number	Hose ID	Thread	A	B	C	D	E	F	List Price
MP-04-02	1/4	1/8 X 27	0.252	2.126	0.394	0.472		-	
MP-04-04	1/4	1/4 x 18	0.252	2.283	0.551	0.669	--	-	
MP-04-06	1/4	3/8 x 18	0.252	2.323	0.551	0.748	-	-	
MP-06-04	3/8	1/4 x 18	0.370	2.480	0.551	0.669	-	-	
MP-06-06	3/8	3/8 x 18	0.370	2.480	0.551	0.748	-	-	
MP-06-08	3/8	1/2 x 14	0.370	2.717	0.748	0.866	-	-	
MP-08-06	1/2	3/8 x 18	0.508	2.657	0.551	0.866	-	-	
MP-08-08	1/2	1/2 x 14	0.508	2.854	0.748	0.866	-	-	
MP-12-12	3/4	3/4 x 14	0.748	3.228	0.748	1.181	-	-	
MP-16-16	1	1 x 11-1/2	1.000		0.945	1.417	-	-	

Male Pipe NPTF Swivel

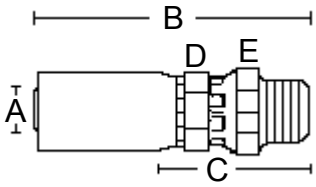

Part Number	Hose ID	Thread	A	B	C	D	E	F	List Price
MPX-04-04	1/4	1/4 x 18	0.252	2.81	0.551	0.669	0.669	-	
MPX-06-06	3/8	3/8 x 18	0.370	2.97	0.551	0.748	0.748	-	
MPX-06-08	3/8	1/2 x 18	0.370	3.21	0.551	0.866	0.866	-	
MPX-08-08	1/2	1/2 x 14	0.508	3.35	0.748	0.866	0.866	-	
MPX-12-12	3/4	3/4 x 14	0.748	4.055	0.748	1.181	1.260	-	
MPX-16-16	1	1 x 11-1/2	1.000	4.783	0.945	1.417	1.417	-	

Male Pipe Swivel - 90°

! New !

Part Number	Hose ID	Thread	A	B	C	D	E	F	List Price
MPX90-08-12							-	-	

J

Female Pipe NPSM Swivel

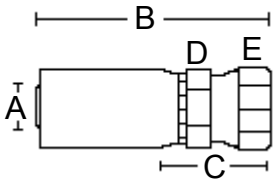

Part Number	Hose ID	Thread	A	B	C	D	E	F	List Price
FPX-04-04	1/4	1/4 x 18	0.252	2.323	0.551	0.669	0.669	-	
FPX-06-06	3/8	3/8 x 18	0.370	2.559	0.709	0.748	0.748	-	
FPX-08-08	1/2	1/2 x 14	0.508	2.795	0.768	0.945	1.063	-	

Male JIC 37 Rigid

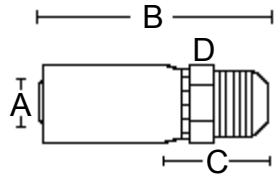

Part Number	Hose ID	Thread	A	B	C	D	E	F	List Price
MJ-04-04	1/4	1/4 x 20	-	-	0.551	-	-	-	
MJ-04-05	1/4	5/16 x 20	0.252	2.283	0.551	-	-	-	
MJ-06-06	3/8	3/8 x 18	0.370	2.480	0.551	-	-	-	
MJ-06-08	3/8	1/2 x 16	0.370	2.618	0.650	-	-	-	
MJ-08-08	1/2	1/2 x 16	0.508	2.756	0.650	-	-	-	
MJ-08-10	1/2	5/8 X 14	0.508	2.874	0.768	-	-	-	
MJ-12-12	3/4	3/4 x 12	0.748	3.386	0.866	-	-	-	
MJ-16-16	1	1 x 12	1.000	3.837	0.905	-	-	-	

Seal Fast

Female JIC 37 Swivel

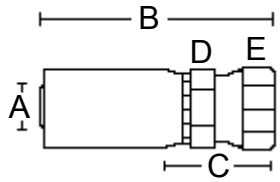

Part Number	Hose ID	Thread	A	B	C	D	E	F	List Price
FJX-04-04	1/4	1/4 x 20	0.252	2.303	0.551	0.669	0.669	-	
FJX-04-05	1/4	5/16 x 20	0.252	2.421	0.669	0.669	0.669	-	
FJX-04-06	1/4	3/8 x 18	0.252	2.461	0.709	0.669	0.748	-	
FJX-06-06	3/8	3/8 x 18	0.370	2.638	0.709	0.748	0.748	-	
FJX-06-08	3/8	1/2 x 16	0.370	2.697	0.768	0.748	0.945	-	
FJX-08-08	1/2	1/2 x 16	0.508	2.854	0.768	0.945	0.945	-	
FJX-08-10	1/2	5/8 x 14	0.508	2.972	0.866	0.945	1.036	-	
FJX-12-12	3/4	3/4 x 12	0.748	3.465	0.945	1.260	1.263	-	
FJX-12-16	3/4	1 x 12	0.748	3.543	1.024	1.260	1.214	-	
FJX-16-16	1	1 x 12	1.000	3.978	1.024	1.614	1.614	-	

Female JIC 37 Swivel 90 Elbow

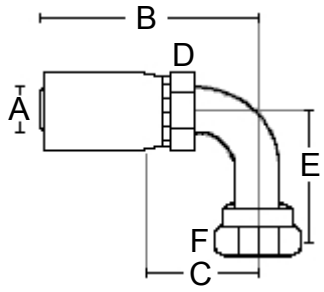

Part Number	Hose ID	Thread	A	B	C	D	E	F	List Price
FJX90-04-04	1/4	1/4 x 20	0.252	2.441	1.312	0.669	1.102	0.669	
FJX90-04-06	1/4	3/8 x 18	0.252	2.441	1.187	0.669	1.181	0.748	
FJX90-06-06	3/8	3/8 x 18	0.370	2.835	1.187	0.748	1.417	0.748	
FJX90-06-08	3/8	1/2 x 16	0.370	2.835	1.250	0.748	1.417	0.945	
FJX90-08-08	1/2	1/2 x 16	0.508	3.346	1.317	0.945	1.654	0.945	
FJX90-08-10	1/2	5/8 x 14	0.508	3.346	1.432	0.945	1.654	1.063	
FJX90-12-12	3/4	3/4 x 12	0.748	3.937	2.062	1.260	2.283	1.260	
FJX90-16-16	1	1 x 12	1.000	5.000	2.312	1.614	2.677	1.614	

J

Female JIC 37 Swivel 45 Elbow

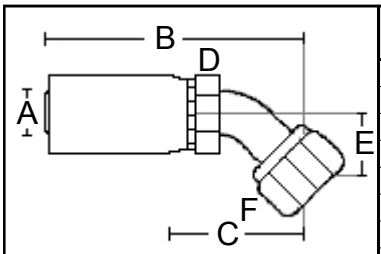

Part Number	Hose ID	Thread	A	B	C	D	E	F	List Price
FJX45-04-04	1/4	1/4 x 20	0.252	2.565	1.473	0.669	0.467	0.669	
FJX45-04-06	1/4	3/8 x 18	0.252	2.921	1.500	0.669	0.588	0.748	
FJX45-06-06	3/8	3/8 x 18	0.370	2.921	1.500	0.748	0.588	0.748	
FJX45-06-08	3/8	1/2 x 16	0.370	2.284	1.625	0.748	0.713	0.949	
FJX45-08-08	1/2	1/2 x 16	0.508	3.284	1.625	0.949	0.713	0.949	
FJX45-08-10	1/2	5/8 X 14	0.508	3.523	1.835	0.949	0.839	1.063	
FJX45-12-12	3/4	3/4 x 12	0.748	4.329	2.437	1.260	1.180	1.260	
FJX45-16-16	1	1 x 12	1.000	4.875	2.875	1.614	0.925	1.614	

Male Boss O-Ring Rigid

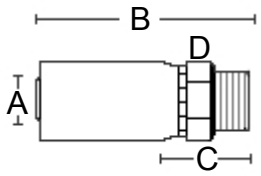

Part Number	Hose ID	Thread	A	B	C	D	E	F	List Price
MB-04-04	1/4	1/4 x 20	0.252	2.087	0.354	0.669	-	-	
MB-04-06	1/4	3/8 x 20	0.252	2.165	0.394	0.748	-	-	
MB-06-06	3/8	3/8 x 20	0.370	2.322	0.394	0.748	-	-	
MB-06-08	3/8	1/2 x 16	0.370	2.402	0.433	0.866	-	-	
MB-08-08	1/2	1/2 x 16	0.508	2.539	0.433	0.866	-	-	
MB-08-10	1/2	5/8 x 14	0.508	2.618	0.512	1.063	-	-	

Seal Fast

Male Boss O-Ring Swivel

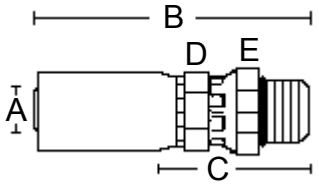

Part Number	Hose ID	Thread	A	B	C	D	E	F	List Price
MBX-04-04	1/4	1/4 x 20	0.252	2.815	0.354	0.669	0.669	-	
MBX-06-06	3/8	3/8 x 20	0.370	2.972	0.394	0.748	0.748	-	
MBX-06-08	3/8	1/2 x 16	0.370	3.287	0.433	0.866	0.945	-	
MBX-08-08	1/2	1/2 x 16	0.508	3.425	0.433	0.866	0.945	-	
MBX-08-10	1/2	5/8 x 14	0.508	3.563	0.512	0.945	1.063	-	

Male Boss O-Ring Swivel 90

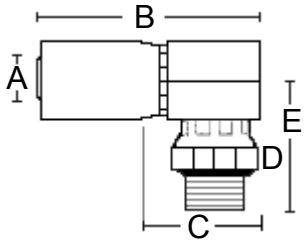

Part Number	Hose ID	Thread	A	B	C	D	E	F	List Price
MBX90-04-04	1/4	1/4 x 20	0.252	2.283	1.25	0.669	1.634	-	
MBX90-08-08	1/2	1/2 x 16	0.508	2.835	1.42	0.945	2.047	-	

Female JIC 90 Long

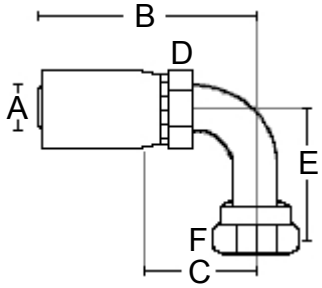

Part Number	Hose ID	Thread	A	B	C	D	E	F	List Price
FJX90L-04-04	1/4	1/4 x 20	0.250	2.313	1.233	0.625	1.800	0.562	
FJX90L-06-06	3/8	3/8 x 18	0.375	2.743	1.431	0.750	2.180	0.687	
FJX90L-08-08	1/2	1/2 x 16	0.500	3.043	1.480	0.875	2.430	0.875	
FJX90L-12-12	3/4	3/4 x 12	0.750	3.777	2.021	1.125	3.730	1.250	

J

45 SAE Male Rigid

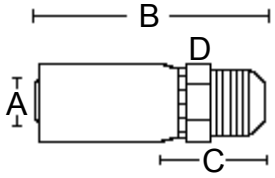

Part Number	Hose ID	Thread	A	B	C	D	E	F	List Price
MS-06-06	3/8	3/8 x 18	0.370	2.500	0.571	0.748	-	-	

45 SAE Female Swivel

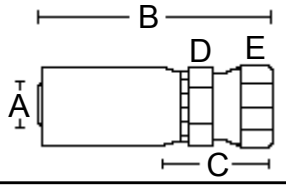

Part Number	Hose ID	Thread	A	B	C	D	E	F	List Price
FSX-06-06	3/8	3/8 x 18	0.370	2.638	0.709	0.748	0.748	-	

Seal Fast

NPTF Solid Male Stem (100R12 Skive Type Coupling Includes Ferrule)

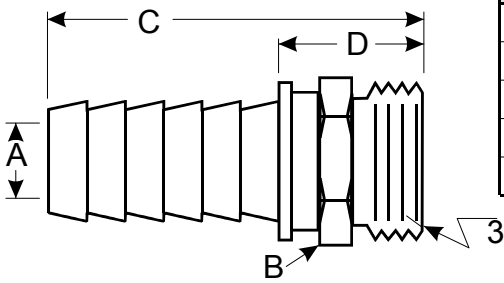

Part Number	Hose ID	Thread	A Bore	B Stem Hex	C Length	D Cut-off	List Price
RI2MP-12-12	3/4"	3/4" 14	0.56	1.17	3.36	1.53	
RI2MP-16-16	1"	1" 11-1/2	0.80	1.40	3.96	1.78	
RI2MP-20-20	1-1/4"	1-1/4" 11-1/2	1.04	1.81	4.49	1.97	
RI2MP-24-24	1-1/2"	1-1/2" 11-1/2	1.27	1.96	4.63	2.01	
RI2MP-32-32	2"	2" 11-1/2	1.67	2.55	4.95	2.12	

Ferrules (For R12 Fittings)

Sold in sets only

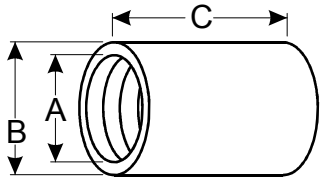

Part Number	A ID	B OD	C Length	
R12F-12	1.16	1.54	2.00	
R12F-16	1.40	1.81	2.39	
R12F-20	1.90	2.36	2.79	
R12F-24	2.10	2.55	2.91	
R12F-32	2.57	3.06	3.07	

NPTF Solid Male Stem (100R13 Skive Type Coupling Includes Ferrule)

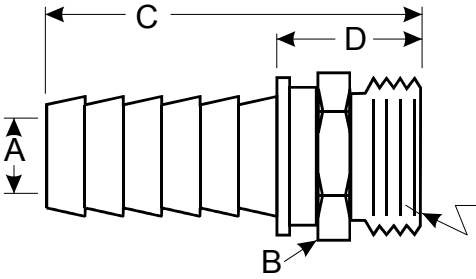

Part Number	Hose ID	Thread	A Bore	B Stem Hex	C Length	D Cut-off	List Price
RI3MP-12-12	3/4"	3/4" 14	0.56	1.17	3.36	1.53	
RI3MP-16-16	1"	1" 11-1/2	0.80	1.40	3.96	1.78	
RI3MP-20-20	1-1/4"	1-1/4" 11-1/2	1.04	1.81	4.49	1.97	
RI3MP-24-24	1-1/2"	1-1/2" 11-1/2	1.29	1.95	4.80	2.00	
RI3MP-32-32	2"	2" 11-1/2	1.67	2.55	5.16	2.15	

Ferrules (For R13 Fittings)

Sold in sets only

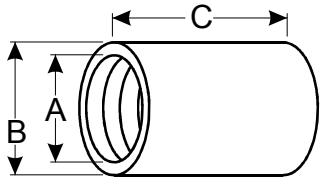

Part Number	A ID	B OD	C Length	
R13F-12	1.19	1.58	2.00	
R13F-16	1.46	1.85	2.40	
R13F-20	1.91	2.37	2.79	
R13F-24	2.20	2.70	3.06	
R13F-32	2.75	3.26	3.35	

Hydraulic Pipe Swivel Adapters

Swivel Pipe Union

Male NPTF Pipe X Female NPSM Swivel

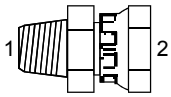

Part Number	T1 (NPTF)	T2 (NPSM)		List Price Steel
1404-02-02	1/8	1/8		
1404-02-04	1/8	1/4		
1404-04-02	1/4	1/8		
1404-04-04	1/4	1/4		
1404-04-06	1/4	3/8		
1404-06-04	3/8	1/4		
1404-06-06	3/8	3/8		
1404-06-08	3/8	1/2		
1404-08-04	1/2	1/4		
1404-08-06	1/2	3/8		
1404-08-08	1/2	1/2		
1404-08-12	1/2	3/4		
1404-12-08	3/4	1/2		
1404-12-12	3/4	3/4		
1404-12-16	3/4	1		
1404-16-16	1	1		
1404-16-20	1	1 1/4		
1404-20-16	1 1/4	1		
1404-20-20	1 1/4	1 1/4		
1404-20-24	1 1/4	1 1/2		
1404-24-20	1 1/2	1 1/4		
1404-24-24	1 1/2	1 1/2		
1404-32-32	2	2		

J

Swivel Pipe Union

Female Pipe X Female Pipe Swivel

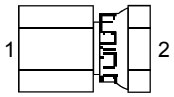

Part Number	T1 (NPTF)	T2 (NPSM)		List Price Steel
1405-02-02	1/8	1/8		
1405-04-04	1/4	1/4		
1405-04-06	1/4	3/8		
1405-06-04	3/8	1/4		
1405-06-06	3/8	3/8		
1405-06-08	3/8	1/2		
1405-08-06	1/2	3/8		
1405-08-08	1/2	1/2		
1405-08-12	1/2	3/4		
1405-12-08	3/4	1/2		
1405-12-12	3/4	3/4		
1405-12-16	3/4	1		
1405-16-12	1-11	3/4		
1405-16-16	1-11	1		
1405-20-20	1 1/4	1 1/4		
1405-24-24	1 1/2	1 1/2		
1405-32-32	2	2		

Hydraulic Pipe Swivel Adapters

Swivel Pipe Union

45 Male Pipe X Female Pipe Swivel

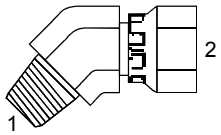

Part Number	T1 (NPTF)	T2 (NPSM)		List Price Steel
1503-02-02	1/8	1/8		
1503-02-04	1/8	1/4		
1503-04-04	1/4	1/4		
1503-04-06	1/4	3/8		
1503-06-04	3/8	1/4		
1503-06-06	3/8	3/8		
1503-06-08	3/8	1/2		
1503-08-04	1/2	1/4		
1503-08-06	1/2	3/8		
1503-08-08	1/2	1/2		
1503-08-12	1/2	3/4		
1503-12-06	3/4	3/8		
1503-12-08	3/4	1/2		
1503-12-12	3/4	3/4		
1503-12-16	3/4	1		
1503-16-12	1	3/4		
1503-16-16	1	2		
1503-16-20	1	1-1/4		
1503-20-16	1-1/4	1		
1503-20-20	1-1/4	1-1/4		
1503-24-24	1-1/2	1-1/2		
1503-32-32	2	2		

J

Swivel Pipe Union

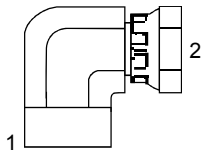

90 Female Pipe X Female Pipe Swivel

Part Number	T1 (NPTF)	T2 (NPSM)		List Price Steel
1502-02-02	1/8	1/8		
1502-04-02	1/4	1/8		
1502-04-04	1/4	1/4		
1502-04-06	1/4	3/8		
1502-06-04	3/8	1/4		
1502-06-06	3/8	3/8		
1502-06-08	3/8	1/2		
1502-08-06	1/2	3/8		
1502-08-08	1/2	1/2		
1502-12-08	3/4	1/2		
1502-12-12	3/4	3/4		
1502-16-12	1	3/4		
1502-16-16	1	1		
1502-20-16	1 1/4	1		
1502-20-20	1 1/4	1 1/4		
1502-24-24	1 1/2	1 1/2		
1502-32-32	2	2		

Seal Fast

Hydraulic Pipe Swivel Adapters

Swivel Pipe Union

90 Male Pipe
X Female Pipe Swivel

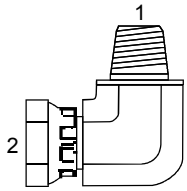

Part Number	T1 (NPTF)	T2 (NPSM)		List Price Steel
1501-02-02	1/8	1/8		
1501-02-04	1/8	1/4		
1501-04-02	1/4	1/8		
1501-04-04	1/4	1/4		
1501-04-06	1/4	3/8		
1501-06-04	3/8	1/4		
1501-06-06	3/8	3/8		
1501-06-08	3/8	1/2		
1501-08-04	1/2	1/4		
1501-08-06	1/2	3/8		
1501-08-08	1/2	1/2		
1501-08-12	1/2	3/4		
1501-12-06	3/4	3/8		
1501-12-08	3/4	1/2		
1501-12-12	3/4	3/4		
1501-12-16	3/4	1		
1501-16-12	1	3/4		
1501-16-16	1	1		
1501-16-20	1	1		
1501-20-12	1-1/4	3/4		
1501-20-16	1-1/4	1		
1501-20-20	1-1/4	1-1/4		
1501-20-24	1-1/4	1-1/2		
1501-24-20	1-1/2	1-1/4		
1501-24-24	1-1/2	1-1/2		
1501-32-32	2	2		

Seal Fast
Hydraulic 37 Flare To Pipe Adapters

37 Flare To Pipe

Male JIC
X Male Pipe

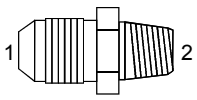

Part Number	T1 (UNF)	T2 (UNF)		List Price Steel
2404-04-02	1/4	1/8		
2404-02-04	1/8	1/4		
2404-04-04	1/4	1/4		
2404-04-06	1/4	3/8		
2404-04-08	1/4	1/2		
2404-06-02	3/8	1/8		
2404-06-04	3/8	1/4		
2404-06-06	3/8	3/8		
2404-06-08	3/8	1/2		
2404-06-12	3/8	3/4		
2404-08-04	1/2	1/4		
2404-08-06	1/2	3/8		
2404-08-08	1/2	1/2		
2404-08-12	1/2	3/4		
2404-08-16	1/2	1		
2404-10-06	5/8	3/8		
2404-10-08	5/8	1/2		
2404-10-12	5/8	3/4		
2404-12-06	3/4	3/8		
2404-12-08	3/4	1/2		
2404-12-12	3/4	3/4		
2404-12-16	3/4	1		
2404-12-20	3/4	1-1/4		
2404-16-12	1	3/4		
2404-16-16	1	1		
2404-16-20	1	1-1/4		
2404-16-24	1	1-1/2		
2404-20-12	1-1/4	3/4		
2404-20-16	1-1/4	1		
2404-20-20	1-1/4	1-1/4		
2404-20-24	1-1/4	1-1/2		
2404-24-16	1-1/2	1		
2404-24-20	1-1/2	1-1/4		
2404-24-24	1-1/2	1-1/2		
2404-24-32	1-1/2	2		
2404-32-16	2	1		
2404-32-20	2	1-14		
2404-32-24	2	1-1/2		
2404-32-32	2	2		

Seal Fast
Hydraulic 37 Flare To Pipe Adapters

90 Elbow Male JIC To Female Pipe

Female Pipe X JIC Male

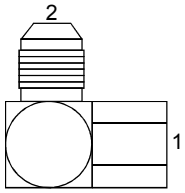

Part Number	T2 (UNF)	T1 (NPTF)		List Price Steel
2502-04-02	1/4	1/8		
2502-04-04	1/4	1/4		
2502-05-02	5/16	1/8		
2502-05-04	5/16	1/4		
2502-06-02	3/8	1/8		
2502-06-04	3/8	1/8		
2502-06-06	3/8	3/8		
2502-06-08	3/8	1/2		
2502-08-04	1/2	1/4		
2502-08-06	1/2	3/8		
2502-08-08	1/2	1/2		
2502-08-12	1/2	3/4		
2502-10-08	5/8	1/2		
2502-10-12	5/8	3/4		
2502-12-08	3/4	1/2		
2502-12-12	3/4	3/4		
2502-16-12	1	3/4		
2502-16-16	1	1		
2502-20-20	1-1/4	1-1/4		
2502-24-24	1-1/2	1-1/2		
2502-32-32	2	2		

Seal Fast
Hydraulic 37 Flare To Pipe Adapters

37 Flare To Pipe

45 JIC Male
X Male Pipe

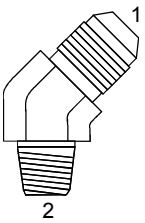

Part Number	T1 (NPTF)	T2 (UNF)		List Price Steel
2503-04-02	1/4	1/8		
2503-04-04	1/4	1/4		
2503-05-02	5/16	1/8		
2503-05-04	5/16	1/4		
2503-06-02	3/8	1/8		
2503-06-04	3/8	1/4		
2503-06-06	3/8	3/8		
2503-06-08	3/8	1/2		
2503-08-04	1/2	1/4		
2503-08-06	1/2	3/8		
2503-08-08	1/2	1/2		
2503-08-12	1/2	3/4		
2503-10-06	5/8	3/8		
2503-10-08	5/8	1/2		
2503-10-12	5/8	3/4		
2503-12-08	3/4	1/2		
2503-12-12	3/4	3/4		
2503-12-16	3/4	1		
2503-14-12	7/8	3/4		
2503-16-12	1	3/4		
2503-16-16	1	1		
2503-16-20	1	1-1/4		
2503-20-20	1-1/4	1-1/4		
2503-24-24	1-1/2	1-1/2		
2503-32-32	2	2		

Seal Fast
Hydraulic 37 Flare To Pipe Adapters

37 Flare To Pipe

90 Male 37 JIC X Male Pipe

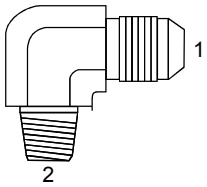

Part Number	T1 (UNF)	T2 (UNF)		List Price Steel
2501-04-02	1/4	1/8		
2501-04-04	1/4	1/4		
2501-04-06	1/4	3/8		
2501-04-08	1/4	1/2		
2501-05-02	5/16	1/8		
2501-05-04	5/16	1/4		
2501-05-06	5/16	3/8		
2501-06-02	3/8	1/8		
2501-06-04	3/8	1/4		
2501-06-06	3/8	3/8		
2501-06-08	3/8	1/2		
2501-06-12	3/8	3/4		
2501-08-04	1/2	1/4		
2501-08-06	1/2	3/8		
2501-08-08	1/2	1/2		
2501-08-12	1/2	1/2		
2501-10-06	5/8	3/8		
2501-10-08	5/8	1/2		
2501-10-12	5/8	3/4		
2501-12-08	3/4	1/2		
2501-12-12	3/4	3/4		
2501-12-16	3/4	1		
2501-14-12	7/8	3/4		
2501-16-12	1	3/4		
2501-16-16	1	1		
2501-20-16	1-1/4	1		
2501-20-20	1-1/4	1-1/4		
2501-20-24	1-1/4	1-1/2		
2501-24-20	1-1/2	1-1/4		
2501-24-24	1-1/2	1-1/2		
2501-32-32	2	2		

Seal Fast
Hydraulic 37 Flare To Pipe Adapters

37 Flare To Pipe

JIC Swivel Female X Male Pipe

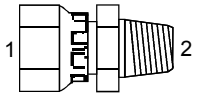

Part Number	T1 (UNF)	T2 (NPTF)		List Price Steel
6505-0404	1/4	1/4		
6505-0604	3/8	1/4		
6505-0606	3/8	3/8		
6505-0808	1/2	1/2		
6505-1008	5/8	1/2		
6505-1012	5/8	3/4		
6505-1212	3/4	3/4		
6505-1612	1	3/4		
6505-1616	1	1		
6505-2020	1-1/4	1-1/4		
6505-24-24	1-1/2	1-1/2		

J

37 Flare To Pipe

JIC Swivel Female X Female Pipe

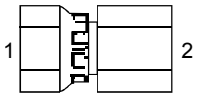

Part Number	T1 (UNF)	T2 (NPTF)		List Price Steel
6506-0404	1/4	1/4		
6506-0606	3/8	3/8		
6506-0608	3/8	1/2		
6506-0806	1/2	3/8		
6506-0808	1/2	1/2		
6506-1008	5/8	1/2		
6506-1212	3/4	3/4		
6506-1616	1	1		
6506-2020	1-1/4	1-1/4		
6506-24-24	1-1/2	1-1/2		

Seal Fast
Hydraulic 37 Flare To Pipe Adapters

37 Flare To Pipe

JIC Male
X Female Pipe

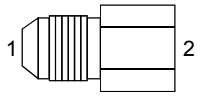

Part Number	T1 (UNF)	T2 (NPTF)		List Price Steel
2405-04-02	1/4	1/8		
2405-04-04	1/4	1/4		
2405-05-02	5/16	1/8		
2405-05-04	5/16	1/4		
2405-06-04	3/8	1/4		
2405-06-06	3/8	3/8		
2405-06-08	3/8	1/2		
2405-08-04	1/2	1/4		
2405-08-06	1/2	3/8		
2405-08-08	1/2	1/2		
2405-10-06	5/8	3/8		
2405-10-08	5/8	1/2		
2405-12-08	3/4	1/2		
2405-12-12	3/4	3/4		
2405-14-12	7/8	3/4		
2405-16-12	1	3/4		
2405-16-16	1	1		
2405-20-16	1-1/4	1		
2405-20-20	1-1/4	1-1/4		
2405-24-24	1-1/2	1-1/2		
2405-32-32	2	2		

J

37 Flare To Pipe

90 JIC Swivel Female
X Male Pipe

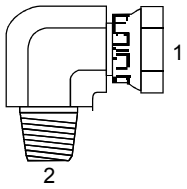

Part Number	T1 (UNF)	T2 (NPTF)		List Price Steel
6501-04-02	1/4	1/8		
6501-04-04	1/4	1/4		
6501-06-04	3/8	1/4		
6501-06-06	3/8	3/8		
6501-06-08	3/8	1/2		
6501-08-06	1/2	3/8		
6501-08-08	1/2	1/2		
6501-10-08	5/8	1/2		
6501-12-12	3/4	3/4		
6501-14-12	7/8	3/4		
6501-16-16	1	1		
6501-20-20	1-1/4	1-1/4		
6501-24-24	1-1/2	1-1/2		
6501-32-32	2	2		

Seal Fast
SAE 37 To (JIC) Adapters

Jic Union

JIC Male X
JIC Male

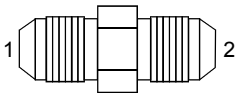

Part Number	T1 (UNF)	T2 (UNF)		List Price Steel
2403-04-04	1/4	1/4		
2403-05-02	5/16	1/4		
2403-05-04	5/16	5/16		
2403-06-04	3/8	1/4		
2403-06-06	3/8	5/16		
2403-06-08	3/8	3/8		
2403-08-04	1/2	1/4		
2403-08-06	1/2	3/8		
2403-08-08	1/2	1/2		
2403-10-06	5/8	3/8		
2403-10-08	5/8	1/2		
2403-10-10	5/8	5/8		
2403-12-08	3/4	1/2		
2403-12-12	3/4	3/4		
2403-14-14	7/8	7/8		
2403-16-12	1	3/4		
2403-16-16	1	1		
2403-20-16	1-1/4	1		
2403-20-20	1-1/4	1-1/4		
2403-24-24	1-1/2	1-1/2		
2403-32-32	2	2		

J

SAE 37 To JIC

90 Degree
Union Elbow

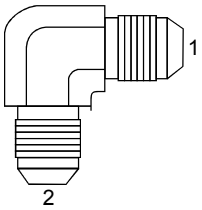

Part Number	T1 (UNF)	T2 (UNF)		List Price Steel
2500-04-04	1/4	1/4		
2500-05-05	5/16	5/16		
2500-06-04	3/8	1/4		
2500-06-06	3/8	3/8		
2500-08-06	1/2	3/8		
2500-08-08	1/2	1/2		
2500-10-08	5/8	1/2		
2500-10-10	5/8	5/8		
2500-12-08	3/4	1/2		
2500-12-12	3/4	3/4		
2500-14-14	7/8	7/8		
2500-16-12	1	3/4		
2500-16-16	1	1		
2500-20-20	1-1/4	1-1/4		
2500-24-24	1-1/2	1-1/2		
2500-32-32	2	2		

Seal Fast
SAE 37 To (JIC) Adapters

JIC Swivel 90

90 Degree Swivel Elbow

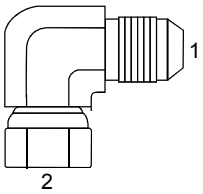

Part Number	T1 (UNF)	T2 (UNF)		List Price Stainless Steel
6500-04-04	1/4	1/4		
6500-05-05	5/16	5/16		
6500-06-04	3/8	1/4		
6500-06-06	3/8	3/8		
6500-06-08	3/8	1/2		
6500-08-06	1/2	3/8		
6500-08-08	1/2	1/2		
6500-08-10	1/2	5/8		
6500-10-08	5/8	1/2		
6500-10-10	5/8	5/8		
6500-12-10	3/4	5/8		
6500-12-12	3/4	3/4		
6500-14-14	7/8	7/8		
6500-16-16	1	1		
6500-20-20	1-1/4	1-1/4		
6500-24-24	1-1/2	1-1/2		
6500-32-32	2	2		

J

JIC Swivel Elbow 45

45 Degree Swivel Elbow

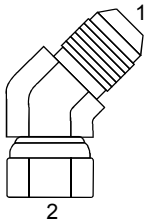

Part Number	T1 (UNF)	T2 (UNF)		List Price Steel
6502-04-04	1/4	1/4		
6502-05-05	5/16	5/16		
6502-06-06	3/8	3/8		
6502-08-08	1/2	1/2		
6502-10-10	5/8	5/8		
6502-12-12	3/4	3/4		
6502-14-14	7/8	7/8		
6502-16-16	1	1		
6502-20-20	1-1/4	1-1/4		
6502-24-24	1-1/2	1-1/2		
6502-32-32	2	2		

Seal Fast
JIC To O-ring Adapters

JIC To O-Ring

Straight Thread Connector Short

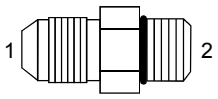

Part Number	T1 (UNF)	T2 (UNF)		List Price Steel
6400-02-02	1/8	1/8		
6400-03-03	3/16	3/16		
6400-04-04	1/4	1/4		
6400-04-05	1/4	5/16		
6400-04-06	1/4	3/8		
6400-04-08	1/4	1/2		
6400-05-04	5/16	1/4		
6400-05-05	5/16	5/16		
6400-05-06	5/16	3/8		
6400-06-04	3/8	1/4		
6400-06-05	3/8	5/16		
6400-06-06	3/8	3/8		
6400-06-08	3/8	1/2		
6400-06-10	3/8	5/8		
6400-06-12	3/8	3/4		
6400-08-04	1/2	1/4		
6400-08-06	1/2	3/8		
6400-08-08	1/2	1/2		
6400-08-10	1/2	5/8		
6400-08-12	1/2	3/4		
6400-08-16	1/2	1		
6400-10-06	5/8	3/8		
6400-10-08	5/8	1/2		
6400-10-10	5/8	5/8		
6400-10-12	5/8	3/4		
6400-10-14	5/8	7/8		
6400-12-08	3/4	1/2		
6400-12-10	3/4	5/8		
6400-12-12	3/4	3/4		
6400-12-16	3/4	1		
6400-12-20	3/4	1-1/4		
6400-14-14	7/8	7/8		
6400-14-16	7/8	1		
6400-16-10	1	5/8		
6400-16-14	1	7/8		
6400-16-16	1	1		
6400-16-20	1	1-1/4		
6400-16-24	1	1-1/2		
6400-20-12	1-1/4	3/4		
6400-20-16	1-1/4	1		
6400-20-20	1-1/4	1-1/4		
6400-20-24	1-1/4	1-1/2		
6400-24-16	1-1/2	1		
6400-24-20	1-1/2	1-1/4		
6400-24-24	1-1/2	1-1/2		
6400-24-32	1-1/2	2		
6400-32-24	2	1-1/2		
6400-32-32	2	2		

Seal Fast
JIC Union

JIC Union

JIC Male X
JIC Male X
JIC Male

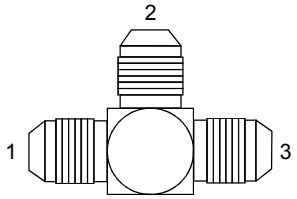

Part Number	T1, T2, T3 (JIC)T2 (UNF)		List Price Steel
2603-04	1/4		
2603-05	5/16		
2603-06	3/8		
2603-08	1/2		
2603-10	5/8		
2603-12	3/4		
2603-14	7/8		
2603-16	1		
2603-20	1-1/4		
2603-24	1-1/2		
2603-32	2		

37 Flare To Pipe Adapters

To Male O-Ring Boss To Female NPTF

Male O-Ring X
Female Pipe

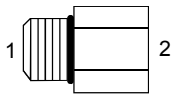

Part Number	T1 (NPTF)	T2 (ORB)		List Price Steel
6405-04-02	1/4	1/8		
6405-04-04	1/4	1/4		
6405-05-02	5/16	1/8		
6405-05-04	5/16	1/4		
6405-06-04	3/8	1/4		
6405-06-06	3/8	3/8		
6405-06-08	3/8	1/2		
6405-08-04	1/2	1/4		
6405-08-06	1/2	3/8		
6405-08-08	1/2	1/2		
6405-10-06	5/8	3/8		
6405-10-08	5/8	1/2		
6405-10-12	5/8	3/4		
6405-12-08	3/4	1/2		
6405-12-12	3/4	3/4		
6405-14-12	7/8	3/4		
6405-16-12	1	3/4		
6405-16-16	1	1		
6405-16-20	1	1-1/4		
6405-20-12	1-1/4	3/4		
6405-20-16	1-1/4	1		
6405-20-20	1-1/4	1-1/4		
6405-24-16	1-1/2	1		
6405-24-20	1-1/2	1-1/4		
6405-24-24	1-1/2	1-1/2		
6405-32-32	2	2		

Seal Fast

Male O-Ring To Female NPSH Adapters

Male O-Ring Boss To Female Pipe Swivel

Male O-Ring X Female Pipe

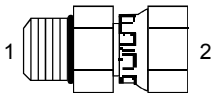

Part Number	T1 (ORB)	T2 (NPSM)		List Price Steel
6900-04-04	1/4	1/4		
6900-04-06	1/4	3/8		
6900-05-04	5/16	1/4		
6900-05-08	5/16	1/2		
6900-06-04	3/8	1/4		
6900-06-06	3/8	3/8		
6900-06-08	3/8	1/2		
6900-08-04	1/2	1/4		
6900-08-06	1/2	3/8		
6900-08-08	1/2	1/2		
6900-08-12	1/2	3/4		
6900-10-06	5/8	3/8		
6900-10-08	5/8	1/2		
6900-10-12	5/8	3/4		
6900-12-08	3/4	1/2		
6900-12-12	3/4	3/4		
6900-12-16	3/4	1		
6900-14-12	7/8	3/4		
6900-16-12	1	3/4		
6900-16-16	1	1		
6900-20-16	1-1/4	1		
6900-20-20	1-1/4	1-1/4		
6900-24-20	1-1/2	1-1/4		
6900-24-24	1-1/2	1-1/2		
6900-32-32	2	2		

Seal Fast

O-Ring Boss To JIC Swivel Adapters

Male O-Ring To Female JIC Swivel

Male O-Ring X Female JIC Swivel

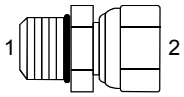

Part Number	T1 (UNF)	T2 (UNF)		List Price Steel
6402-04-04	1/4	1/4		
6402-06-04	3/8	1/4		
6402-06-06	3/8	3/8		
6402-08-06	1/2	3/8		
6402-08-08	1/2	1/2		
6402-08-12	1/2	3/4		
6402-10-06	5/8	3/8		
6402-10-08	5/8	1/2		
6402-10-12	5/8	3/4		
6402-12-08	3/4	1/2		
6402-12-12	3/4	3/4		
6402-16-16	1	1		
6402-20-20	1-1/4	1-1/4		

J

ANTI-SEIZE ANAEROBIC THREAD SEALANTS

50 or 250mL

AST-SEAL™ HYD (Hydraulic)
AST-SEAL™ PH (Pneumatic / Hydraulic)

Features and Benefits:
Non-shredding / Non-contaminating.
Made for high pressure fluid power systems.
Easy to apply / non-destructive disassembly.
Temperature resistance of -60° to +350°F (-51° to +176°C).

50 or 250mL

Part Number	Description	List Price
	AST-SEAL™ HYD	
*22542	An excellent sealant for straight metal threads up to 1" diameter created to withstand hydraulic system pressures. Resistance to high temp, water, and non-polar solvents.	
*22543	Same as 22542 but five times more (250mL)	
	AST-SEAL™ PH	
*22545	Designed to resist all hydraulic fluids and seal your Pneumatic / Hydraulic systems. This is a thicker non-running version of AST-SEAL™ HYD for overhead and inside machinery applications.	
*22546	Same as 22545 but five times more (250mL)	

* For Hydraulic Use

Seal Fast

JIC To O-ring Adapters

JIC To O-Ring Elbow 90

90 Male JIC X Male O-ring JIC

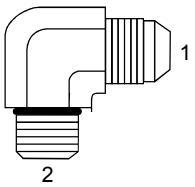

Part Number	T1 (UNF)	T2 (UNF)		List Price Steel
6801-04-04	1/4	1/4		
6801-04-05	1/4	5/16		
6801-04-06	1/4	3/8		
6801-04-08	1/4	1/2		
6801-05-04	5/16	1/4		
6801-05-05	5/16	5/16		
6801-05-06	5/16	3/8		
6801-06-04	3/8	1/4		
6801-06-05	3/8	5/16		
6801-06-06	3/8	3/8		
6801-06-08	3/8	1/2		
6801-06-10	3/8	5/8		
6801-06-12	3/8	3/4		
6801-08-04	1/2	1/4		
6801-08-06	1/2	3/8		
6801-08-08	1/2	1/2		
6801-08-10	1/2	5/8		
6801-08-12	1/2	3/4		
6801-10-06	5/8	3/8		
6801-10-08	5/8	1/2		
6801-10-10	5/8	5/8		
6801-10-12	5/8	3/4		
6801-12-06	3/4	3/8		
6801-12-08	3/4	1/2		
6801-12-10	3/4	5/8		
6801-12-12	3/4	3/4		
6801-12-14	3/4	7/8		
6801-12-16	3/4	1		
6801-14-12	7/8	3/4		
6801-14-14	7/8	7/8		
6801-16-10	1	5/8		
6801-16-12	1	3/4		
6801-16-14	1	7/8		
6801-16-16	1	1		
6801-16-20	1	1-1/4		
6801-20-16	1-1/4	1		
6801-20-20	1-1/4	1-1/4		
6801-20-24	1-1/4	1-1/2		
6801-24-16	1-1/2	1		
6801-24-20	1-1/2	1-14		
6801-24-24	1-1/2	1-1/2		
6801-24-32	1-1/2	2		
6801-32-24	2	1-1/2		
6801-32-32	2	2		

Seal Fast
JIC To O-ring Adapters

O-Ring To JIC Swivel Elbow 90

Male 90 O-Ring X JIC Swivel Female

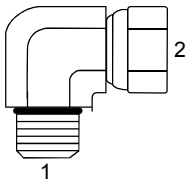

Part Number	T1 (UNF)	T2 (UNF)		List Price Steel
6809-04-04	1/4	1/4		
6809-06-06	3/8	3/8		
6809-08-08	1/2	1/2		
6809-10-10	5/8	5/8		
6809-12-12	3/4	3/4		
6809-16-16	1	1		
6809-20-20	1-1/4	1-1/4		

JIC To O-ring Elbow 45

45 Male JIC X Male O-Ring

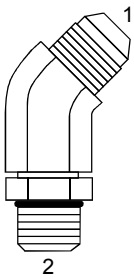

Part Number	T1 (UNF)	T2 (UNF)		List Price Steel
6802-04-04	1/4	1/4		
6802-04-06	1/4	3/8		
6802-06-04	3/8	1/4		
6802-05-05	5/16	5/16		
6802-06-06	3/8	3/8		
6802-06-08	3/8	1/2		
6802-08-06	1/2	3/8		
6802-08-08	1/2	1/2		
6802-08-10	1/2	5/8		
6802-10-08	5/8	1/2		
6802-10-10	5/8	5/8		
6802-10-12	5/8	3/4		
6802-12-10	3/4	5/8		
6802-12-12	3/4	3/4		
6802-12-16	3/4	1		
6802-14-14	7/8	7/8		
6802-16-12	1	3/4		
6802-16-16	1	1		
6802-16-20	1	1-1/4		
6802-20-20	1-1/4	1-1/4		
6802-24-24	1-1/2	1-1/2		
6802-32-32	2	2		

Seal Fast
45 O-Ring Male To Female Swivel

Male O-Ring To Female Swivel

Male O-Ring X Female NPSM Swivel

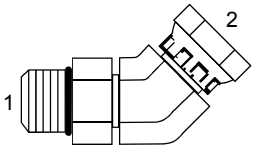

Part Number	T1 (ORB)	T2 (FNPSM)		List Price Steel
6902-04-04	1/4	1/4		
6902-06-04	3/8	1/4		
6902-06-06	3/8	3/8		
6902-08-06	1/2	3/8		
6902-08-08	1/2	1/2		
6902-10-06	5/8	3/8		
6902-10-08	5/8	1/2		
6902-10-12	5/8	3/4		
6902-12-08	3/4	1/2		
6902-12-12	3/4	3/4		
6902-16-12	1	3/4		
6902-16-16	1	1		
6902-20-16	1-1/4	1		
6902-20-20	1-1/4	1-1/4		
6902-24-24	1-1/2	1-1/2		

J

90 O-Ring Boss To Female Swivel

Male O-Ring To Female Swivel

Male 90 O-Ring X Female Swivel

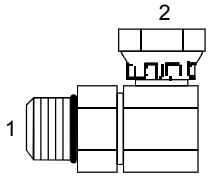

Part Number	T1 (ORB)	T2 (NPSM)		List Price Steel
6901-04-02	1/4	1/8		
6901-04-04	1/4	1/4		
6901-06-04	3/8	1/4		
6901-06-06	3/8	3/8		
6901-06-08	3/8	1/2		
6901-08-04	1/2	1/4		
6901-08-06	1/2	3/8		
6901-08-08	1/2	1/2		
6901-08-12	1/2	3/4		
6901-10-06	5/8	3/8		
6901-10-08	5/8	1/2		
6901-10-12	5/8	3/4		
6901-12-06	3/4	3/8		
6901-12-08	3/4	1/2		
6901-12-12	3/4	3/4		
6901-12-16	3/4	1		
6901-16-12	1	3/4		
6901-16-16	1	1		
6901-20-16	1-1/4	1		
6901-20-20	1-1/4	1-1/4		
6901-24-24	1-1/2	1-1/2		
6901-32-32	2	2		

Seal Fast
Pipe Adapters

Male NPTF To Male NPTF

Male NPTF Pipe X Male NPTF Pipe

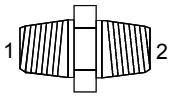

Part Number	T1 (NPTF)	T2 (NPTF)		List Price Steel
5404-02-02	1/8	1/8		
5404-04-02	1/4	1/8		
5404-04-04	1/4	1/4		
5404-06-02	3/8	1/8		
5404-06-04	3/8	1/4		
5404-06-06	3/8	3/8		
5404-08-04	1/2	1/4		
5404-08-06	1/2	3/8		
5404-08-08	1/2	1/2		
5404-12-08	3/4	1/2		
5404-12-12	3/4	3/4		
5404-16-12	1	3/4		
5404-16-16	1	1		
5404-20-16	1-1/4	1		
5404-20-20	1-1/4	1-1/4		
5404-24-24	1-1/2	1-1/2		
5404-32-32	2	2		

J

Female Pipe Union

Female Pipe X Female Pipe

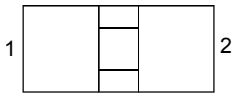

Part Number	T1 (NPTF)	T2 (NPTF)		List Price Steel
5000-02-02	1/8	1/8		
5000-04-02	1/4	1/8		
5000-04-04	1/4	1/4		
5000-06-04	3/8	1/4		
5000-06-06	3/8	3/8		
5000-08-04	1/2	1/4		
5000-08-06	1/2	3/8		
5000-08-08	1/2	1/2		
5000-12-08	3/4	1/2		
5000-12-12	3/4	3/4		
5000-16-12	1	3/4		
5000-16-16	1	1		
5000-20-20	1-1/4	1-1/4		
5000-24-24	1-1/2	1-1/2		
5000-32-32	2	2		

Seal Fast

Pipe Adapters

Female NPTF 90 To Male NPTF

Male Pipe 90 X Female Pipe

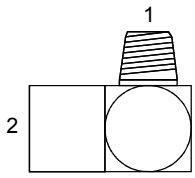

Part Number	T1 (NPTF)	T2 (NPTF)		List Price Steel
5502-02-02	1/8	1/8		
5502-02-04	1/8	1/4		
5502-04-02	1/4	1/8		
5502-04-04	1/4	1/4		
5502-04-06	1/4	3/8		
5502-06-04	3/8	1/4		
5502-06-06	3/8	3/8		
5502-08-06	1/2	3/8		
5502-06-08	3/8	1/2		
5502-08-08	1/2	1/2		
5502-12-08	3/4	1/2		
5502-08-12	1/2	3/4		
5502-12-12	3/4	3/4		
5502-16-12	1	3/4		
5502-16-16	1	1		
5502-16-20	1	1-1/4		
5502-20-16	1-1/4	1		
5502-20-20	1-1/4	1-1/4		
5502-24-24	1-1/2	1-1/2		
5502-32-32	2	2		

J

Female NPTF To Female NPTF 90

Female Pipe X Female Pipe 90

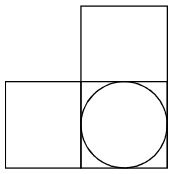

Part Number	T1 (NPTF)	T2 (NPTF)		List Price Steel
5504-02-02	1/8	1/8		
5504-04-02	1/4	1/8		
5504-04-04	1/4	1/4		
5504-06-04	3/8	1/4		
5504-06-06	3/8	3/8		
5504-08-04	1/2	1/4		
5504-08-06	1/2	3/8		
5504-08-08	1/2	1/2		
5504-12-08	3/4	1/2		
5504-12-12	3/4	3/4		
5504-16-12	1	3/4		
5504-16-16	1	1		
5504-20-16	1-1/4	1		
5504-20-20	1-1/4	1-1/4		
5504-24-24	1-1/2	1-1/2		
5504-32-32	2	2		

Seal Fast
Pipe Adapters

Female NPTF Tee

Female Pipe X
Female Pipe X
Female Pipe

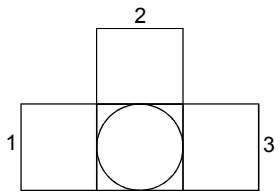

Part Number	T1,T2,T3 (NPTF)		List Price Steel
5605-02	1/8		
5605-04	1/4		
5605-06	3/8		
5605-08	1/2		
5605-12	3/4		
5605-16	1		
5605-20	1-1/4		
5605-24	1-1/2		
5605-32	2		

Bushing

Male NPTF To Female NPTF

Male Pipe X
Female Pipe

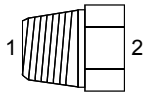

Part Number	T1 (NPTF)	T2 (NPTF)		List Price Steel
5406-04-02	1/4	1/8		
5406-06-02	3/8	1/8		
5406-06-04	3/8	1/4		
5406-08-04	1/2	1/4		
5406-08-06	1/2	3/8		
5406-08-08	1/2	1/2		
5406-12-04	3/4	1/4		
5406-12-06	3/4	3/8		
5406-12-08	3/4	1/2		
5406-16-06	1	3/8		
5406-16-08	1	1/2		
5406-16-12	1	3/4		
5406-20-08	1-1/4	1/2		
5406-20-12	1-1/4	3/4		
5406-20-16	1-1/4	1		
5406-24-08	1-1/2	1/2		
5406-24-12	1-1/2	3/4		
5406-24-16	1-1/2	1		
5406-24-20	1-1/2	1-1/4		
5406-32-08	2	1/2		
5406-32-12	2	3/4		
5406-32-16	2	1		
5406-32-20	2	1-1/4		
5406-32-24	2	1-1/2		

Seal Fast
Plugs

Pipe Plug Hex Head

Male Pipe Hex Plug

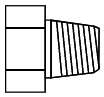

Part Number	T1 (NPTF)			List Price Steel
5406-P-02	1/8			
5406-P-04	1/4			
5406-P-06	3/8			
5406-P-08	1/2			
5406-P-12	3/4			
5406-P-16	1			
5406-P-20	1-1/4			
5406-P-24	1-1/2			
5406-P-32	2			

O-Ring Plug Hex Head

Male O-Ring Hex Plug

Part Number	T1 (UNF)			List Price Steel
6408-02	1/8			
6408-03	3/16			
6408-04	1/4			
6408-05	5/16			
6408-06	3/8			
6408-08	1/2			
6408-10	5/8			
6408-12	3/4			
6408-14	7/8			
6408-16	1			
6408-20	1-1/4			
6408-24	1-1/2			
6408-32	2			

J

JIC Plug Hex Head

Male JIC Hex Plug

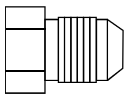

Part Number	T1 (UNF)			List Price Steel
2408-03	3/16			
2408-04	1/4			
2408-05	5/16			
2408-06	3/8			
2408-08	1/2			
2408-10	5/8			
2408-12	3/4			
2408-14	7/8			
2408-16	1			
2408-20	1-1/4			
2408-24	1-1/2			
2408-32	2			

Seal Fast

JIC Cap

Female JIC

	Part Number	T1 (JIC)		List Price Steel
Female JIC	304-C-04	1/4		
	304-C-05	5/16		
	304-C-06	3/8		
	304-C-08	1/2		
1	304-C-10	5/8		
	304-C-12	3/4		
	304-C-14	7/8		
	304-C-16	1		
	304-C-20	1-1/4		
	304-C-24	1-1/2		
	304-C-32	2		

J

ANTI-SEIZE ANAEROBIC THREAD SEALANTS

50 or 250mL

AST-SEAL™ HYD (Hydraulic)
AST-SEAL™ PH (Pneumatic / Hydraulic)

Features and Benefits:
Non-shredding / Non-contaminating.
Made for high pressure fluid power systems.
Easy to apply / non-destructive disassembly.
Temperature resistance of -60° to +350°F (-51° to +176°C).

50 or 250mL

Part Number	Description	List Price
	AST-SEAL™ HYD	
*22542	An excellent sealant for straight metal threads up to 1" diameter created to withstand hydraulic system pressures. Resistance to high temp, water, and non-polar solvents.	
*22543	Same as 22542 but five times more (250mL)	
	AST-SEAL™ PH	
*22545	Designed to resist all hydraulic fluids and seal your Pneumatic / Hydraulic systems. This is a thicker non-running version of AST-SEAL™ HYD for overhead and inside	
*22546	machinery applications. Same as 22545 but five times more (250mL)	

* For Hydraulic Use

Seal Fast

Pressure Washer Hose (3000psi)

Pressure washer hose with one braid. The temperature of the water can be up to 121°C.
Construction:
Tube: Black EPDM rubber .
Reinforcement: One **wire** braid.
Cover: Black EPDM rubber, smooth wrapped finish.
Branded: Pressure washer 3000 psi 250° F

Part Number	ID	OD	Working Pressure psi	Burst Pressure psi	Weight Per Foot	Length (Feet)	List Price Per Section
PW30003850	3/8"	0.69	3000	9000	0.24	50	
PW300038100	3/8"	0.69	3000	9000	0.24	100	
PW30005050	1/2"	0.81	3000	9000	0.30	50	
PW300050100	1/2"	0.81	3000	9000	0.30	100	

Hose Bend Restrictors HB Series

Tapered design reduces bending stress near the hose coupling junction, thereby preventing damage and extending the life of the hose. The upper lip firmly attaches to the coupling, holding the restrictor in place and eliminating the use of costly adhesives or clamps. Designed to extend the life of a variety of hydraulic and pressure washer hoses.

Specifications:
Material: Vinyl
Color: Black

K

Part Number	Size	A	B	C	List Price
HB 40	1/4	0.67 in.	0.76 in.	5.74 in.	
HB 60	3/8	0.75 in.	0.85 in.	6.43 in.	
HB 80	1/2	0.82 in.	0.93 in.	6.98 in.	

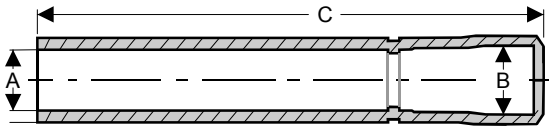

Pressure Washer Hose Assemblies

Tested hydrostatically to 4500 psi. There is a bend restrictors on each end with male solid by male swivel.

Hose ID	Part Number	Pressure Washer Hose Assemblies		List Price
3/8”	PW30003850CL	3/8” X 50’ Pressure Washer Coupled W/ Male X Male		
3/8”	PW300038100CL	3/8” X 100’ Pressure Washer Coupled W/ Male X Male		
1/2”	PW30005050CL	1/2” X 50’ Pressure Washer Coupled W/ Male X Male		
1/2”	PW300050100CL	1/2” X 100’ Pressure Washer Coupled W/ Male X Male		

Seal Fast

100R1AT R1

Hydraulic Single Braid (Medium Pressure) On Reels

This is an excellent hydraulic hose for mineral oil and glycol base liquids. Meets and exceeds **SAE J517 100R1AT**

Temperature range: -40° to +210° F With peaks to 250° F

Construction:
Cover Oil and weather resistant synthetic rubber
Tube Oil resistant synthetic rubber
Reinforcement One steel wire braid

The working pressure ratings are based on ambient temperature of 70° F and will vary inversely with temperature changes.

ID	Part Number	OD	Working Pressure psi	Burst Pressure 70°	Weight Per 100Ft.	Bend Radius Inches	List Price Per Foot Reels
1/4	**R1AT-04**	0.53	2750	11000	14.8	4.0	
3/8	**R1AT-06**	0.69	2250	9000	20.2	5.0	
1/2	**R1AT-08**	0.82	2000	8000	26.2	7.0	
5/8	**R1AT-10**	0.94	1500	6000	33.6	8.0	
3/4	**R1AT-12**	1.10	1250	5000	43.0	9.5	
1	**R1AT-16**	1.35	1000	4000	55.8	12.0	

K

100R1AT R1

Hydraulic Single Braid (Medium Pressure) Bulk Coils

This is an excellent hydraulic hose for mineral oil and glycol base liquids. Meets and exceeds **SAE J517 100R1AT**

Temperature range: -40° to +210° F With peaks to 250° F

Construction:
Cover Oil and weather resistant synthetic rubber
Tube Oil resistant synthetic rubber
Reinforcement One steel wire braid

The working pressure ratings are based on ambient temperature of 70° F and will vary inversely with temperature changes.

ID	Part Number	OD	Working Pressure psi	Burst Pressure 70°	Weight Per 100Ft.	Bend Radius Inches	List Price Per Foot Bundled
1/4	**R1AT-04BC**	0.53	2750	11000	14.8	4.0	
3/8	**R1AT-06BC**	0.69	2250	9000	20.2	5.0	
1/2	**R1AT-08BC**	0.82	2000	8000	26.2	7.0	
5/8	**R1AT-10BC**	0.94	1500	6000	33.6	8.0	
3/4	**R1AT-12BC**	1.10	1250	5000	43.0	9.5	
1	**R1AT-16BC**	1.35	1000	4000	55.8	12.0	
1-1/4	**R1AT-20BC**	1.69	625	2500	80.6	16.5	
1-1/2	**R1AT-24BC**	2.05	493	1972	94.9	20.0	
2	**R1AT-32BC**	2.59	327	1308	111	25.0	

Seal Fast

100R2AT R2
On Reels

Hydraulic Double Braid (High Pressure)

This is an excellent hydraulic hose for mineral oil and glycol base liquids. Meets and exceeds **SAE J517 100R2AT**

Temperature range:-40° to +200° F With peaks to 250° F

Construction:
Cover Oil and weather resistant synthetic rubber
Tube Oil resistant synthetic rubber
Reinforcement Two steel wire braids

The working pressure ratings are based on ambient temperature of 70° F and will vary inversely with temperature changes.

ID	Part Number	OD	Working Pressure psi	Burst Pressure 70°	Weight Per 100Ft.	Bend Radius Inches	List Price Per Foot Reels
1/4	**R2AT-04**	0.61	5000	20000	23.5	4.0	
3/8	**R2AT-06**	0.75	4000	16000	30.9	5.0	
1/2	**R2AT-08**	0.88	3500	14000	42.3	7.0	
5/8	**R2AT-10**	1.00	2750	11000	51.1	8.0	
3/4	**R2AT-12**	1.16	2250	9000	63.2	9.5	
1	**R2AT-16**	1.42	2000	8000	80.6	12.0	

K

100R2AT R2
Bulk Coils

Hydraulic Double Braid (High Pressure)

This is an excellent hydraulic hose for mineral oil and glycol base liquids. Meets and exceeds **SAE J517 100R2AT**

Temperature range:-40° to +200° F With peaks to 250° F

Construction:
Cover Oil and weather resistant synthetic rubber
Tube Oil resistant synthetic rubber
Reinforcement Two steel wire braids

The working pressure ratings are based on ambient temperature of 70° F and will vary inversely with temperature changes.

ID	Part Number	OD	Working Pressure psi	Burst Pressure 70°	Weight Per 100Ft.	Bend Radius Inches	List Price Per Foot Bunbled
1/4	**R2AT-04BC**	0.61	5000	20000	23.5	4.0	
3/8	**R2AT-06BC**	0.75	4000	16000	30.9	5.0	
1/2	**R2AT-08BC**	0.88	3500	14000	42.3	7.0	
5/8	**R2AT-10BC**	1.00	2750	11000	51.1	8.0	
3/4	**R2AT-12BC**	1.16	2250	9000	63.2	9.5	
1	**R2AT-16BC**	1.42	2000	8000	80.6	12.0	
1-1/4	**R2AT-20BC**	1.92	1625	6500	114.0	16.5	
1-1/2	**R2AT-24BC**	2.20	1246	4984	147.0	20.0	
2	**R2AT-32BC**	2.70	1130	4520	190.0	25.0	

HYDRAULIC HOSE ASSEMBLY

! New !

SAE 100R1 COUPLED WITH MALE RIGID NPT X MALE SWIVEL NPT

LENGTH	1/4"	LIST PRICE	3/8"	LIST PRICE	1/2"	LIST PRICE
12"	R1AT4X12		R1AT6X12		R1AT8X12	
18"	R1AT4X18		R1AT6X18		R1AT8X18	
24"	R1AT4X24		R1AT6X24		R1AT8X24	
30"	R1AT4X30		R1AT6X30		R1AT8X30	
36"	R1AT4X36		R1AT6X36		R1AT8X36	
42"	R1AT4X42		R1AT6X42		R1AT8X42	
48"	R1AT4X48		R1AT6X48		R1AT8X48	
54"	R1AT4X54		R1AT6X54		R1AT8X54	
60"	R1AT4X60		R1AT6X60		R1AT8X60	

SAE 100R1A COUPLED WITH MALE RIGID NPT X MALE SWIVEL NPT

LENGTH	3/4"	LIST PRICE	1"	LIST PRICE
12"	R1AT12X12		R1AT16X12	
18"	R1AT12X18		R1AT16X18	
24"	R1AT12X24		R1AT16X24	
30"	R1AT12X30		R1AT16X30	
36"	R1AT12X36		R1AT16X36	
42"	R1AT12X42		R1AT16X42	
48"	R1AT12X48		R1AT16X48	
54"	R1AT12X54		R1AT16X54	
60"	R1AT12X60		R1AT16X60	

K

SAE 100R2 COUPLED WITH RIGID MALE NPT X MALE SWIVEL NPT

LENGTH	1/4"	LIST PRICE	3/8"	LIST PRICE	1/2"	LIST PRICE
12"	R2AT4X12		R2AT6X12		R2AT8X12	
18"	R2AT4X18		R2AT6X18		R2AT8X18	
24"	R2AT4X24		R2AT6X24		R2AT8X24	
30"	R2AT4X30		R2AT6X30		R2AT8X30	
36"	R2AT4X36		R2AT6X36		R2AT8X36	
42"	R2AT4X42		R2AT6X42		R2AT8X42	
48"	R2AT4X48		R2AT6X48		R2AT8X48	
54"	R2AT4X54		R2AT6X54		R2AT8X54	
60"	R2AT4X60		R2AT6X60		R2AT8X60	

SAE 100R2 COUPLED WITH RIGID MALE NPT X MALE SWIVEL NPT

LENGTH	3/4"	LIST PRICE	1"	LIST PRICE
12"	R2AT12X12		R2AT16X12	
18"	R2AT12X18		R2AT16X18	
24"	R2AT12X24		R2AT16X24	
30"	R2AT12X30		R2AT16X30	
36"	R2AT12X36		R2AT16X36	
42"	R2AT12X42		R2AT16X42	
48"	R2AT12X48		R2AT16X48	
54"	R2AT12X54		R2AT16X54	
60"	R2AT12X60		R2AT16X60	

Seal Fast

100R12 R12

Hydraulic Four Spiral Steel Wire Reinforced (Heavy Duty, High Impulse)

This is an excellent hydraulic hose for use with petroleum base hydraulic fluids and with water base hydraulic fluids within the temperature ranges agreed upon by us and the manufacture of the fluid. Meets and exceeds **SAE J517 100R12.**

Temperature range:-40° to +250° F

Construction:
Cover Oil and weathering resistant synthetic rubber
Tube Oil resistant synthetic rubber
Reinforcement Four spiral piles of steel wire wrapped in alternating directions.

The working pressure ratings are based on ambient temperature of 70° F and will vary inversely with temperature changes.

ID	Part Number	OD	Working Pressure psi	Burst Pressure 70°	Weight Per 100Ft.	Bend Radius Inches	List Price Per Foot Reels
3/8	**R12-6**	0.83	4000	16000	47	4.9	
1/2	**R12-8**	0.97	4000	16000	50	7.1	
5/8	**R12-10**	1.11	4000	16000	59	7.9	
3/4	**R12-12**	1.25	4000	16000	71	9.4	
1	**R12-16**	1.55	4000	16000	107	11.8	
1-1/4	**R12-20**	1.91	3000	12000	159	16.5	
1-1/2	**R12-24**	2.17	2500	10000	181	19.7	
2	**R12-32**	2.69	2500	10000	226	25.2	

K

100R13 R13

Hydraulic Multiple Spiral Steel Wire Reinforced (Heavy Duty, High Impulse)

This is an excellent hydraulic hose for use with petroleum base hydraulic fluids and with water base hydraulic fluids within the temperature ranges agreed upon by us and the manufacture of the fluid. Meets and exceeds **SAE J517 100R13.**

Temperature range:-40° to +250° F

Construction:
Cover Oil and weathering resistant synthetic rubber
Tube Oil resistant synthetic rubber
Reinforcement Multiple spiral piles of steel wire wrapped in alternating directions.

The working pressure ratings are based on ambient temperature of 70° F and will vary inversely with temperature changes.

ID	Part Number	OD	Working Pressure psi	Burst Pressure 70°	Weight Per 100Ft.	Bend Radius Inches	List Price Per Foot Reels
3/4	**R13-12**	1.3	5000	20000	117	9.4	
1	**R13-16**	1.6	5000	20000	155	11.8	
1-1/4	**R13-20**	2	5000	20000	249	16.5	
1-1/2	**R13-24**	2.3	5000	20000	313	19.7	
2	**R13-32**	2.9	5000	20000	464	25.2	

Seal Fast

4SH

Hydraulic Four Spiral Steel Wire Reinforced (Heavy Duty, High Impulse)

The hose is suitable for use with:
Hydraulic fluids in accordance with ISO 6743-A64 with the exception of HFD R, HFD S and HFD T at temperatures ranging from -40°F to 212° F
Water based fluids at temperatures ranging from -40° F to 158° F
The hoses are not suitable for use with castor oil based on ester based fluids. Meets and exceeds **EN856-4SH**

Construction:
Cover Oil and weathering resistant synthetic rubber
Tube Oil and water resistant synthetic rubber
Reinforcement Four spiral piles of steel wire wrapped in alternating directions. Each Spiral wire ply is separated by an insulating layer of synthetic rubber.

ID	Part Number	OD	Working Pressure psi	Burst Pressure 70°	Weight Per 100Ft.	Bend Radius Inches	List Price Per Foot Reels
3/4	**4SH-12**	1.30	6000	24000	114	11.20	
1	**4SH-16**	1.57	5500	22000	148	13.39	
1-1/4	**4SH-20**	1.85	4700	18000	171	18.11	
1-1/2	**4SH-24**	2.17	4200	16000	229	22.05	
2	**4SH-32**	2.74	3600	14000	311	27.56	

The working pressure ratings are based on ambient temperature of 70° F and will vary inversely with temperature changes.

K

SAE 100 R4 Oil Return Hose

A hydraulic suction and return hose for oil field, construction and farm equipment.
Temperature Range: -40° F to 212° F
Construction:

Tube: Black smooth nitril rubber for 50% aromatics.
Reinforcement: Spiraled high tensile textile cords and four highly flexible steel helix wire.
Cover: Neoprene rubber oil, ozone and abrasion resistant.

Part Number	ID	OD	Working Pressure psi	Burst Pressure psi	Bend Radious	Weight Per Foot	Standard Length (Feet)	List Price Per Foot
R4-12	3/4	1.25	300	1200	4	0.41	100	
R4-16	1	1.50	250	1000	5	0.52	100	
R4-20	1-1/4	1.73	200	800	6	0.62	100	
R4-24	1-1/2	2.00	150	600	7	0.73	100	
R4-32	2	2.50	150	600	10	0.91	100	

Nylotek Nylon Protective Sleeve

Part Number Per 100 Feet	Part Number Per 300 Feet	Nylotek Physical Data		List Price Per Foot
		Outside Flat "A"	Normal ID "B"	
NPS071-100	NPS071-300	1.19	0.71	
NPS077-100	NPS077-300	1.25	0.77	
NPS090-100	NPS090-300	1.50	0.90	
NPS091-100	NPS091-300	1.50	0.91	
NPS100-100	NPS100-300	1.66	1.00	
NPS106-100	NPS106-300	1.72	1.06	
NPS114-100	NPS114-300	1.88	1.14	
NPS125-100	NPS125-300	2.03	1.25	
NPS130-100	NPS130-300	2.13	1.30	
NPS138-100	NPS138-300	2.25	1.38	
NPS142-100	NPS142-300	2.29	1.42	
NPS153-100	NPS153-300	2.50	1.53	
NPS159-100	NPS159-300	2.56	1.59	
NPS175-100	NPS175-300	2.81	1.75	
NPS185-100	NPS185-300	3.00	1.85	
NPS207-100	NPS207-300	3.31	2.07	
NPS209-100	NPS209-300	3.33	2.09	
NPS225-100	NPS225-300	3.63	2.25	
NPS238-100	NPS238-300	3.81	2.38	
NPS264-100	NPS264-300	4.25	2.64	
NPS296-100	NPS296-300	4.75	2.96	
NPS334-100	NPS334-300	5.31	3.34	
NPS366-100	NPS366-300	5.81	3.66	

K

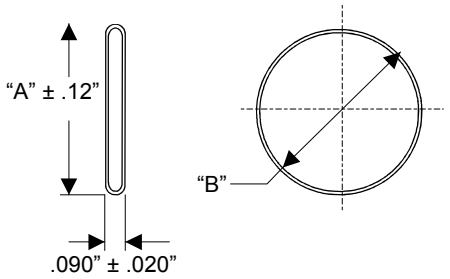

Technical Data

☑ **Material:** Made of bulk continuous filament nylon.
☑ **Thickness:** .090" ± .020" doubled flat.
☑ **Color:** Standard color is black.
☑ **Flammability:** Passes FMVSS302 horizontal flame test.
☑ **Temperature:** Ambient temperature of 250 ºF max.
☑ **Packaged:** Rolls of 100 and 300 feet.

Recommendations

☑ Use band clamps or nylon cable ties to secure sleeve
☑ Heat treat cut ends to prevent fraying
☑ If hose has fittings installed a larger diameter sleeve may be required

Benefits

☑ Excellent protection for hoses from abrasion and cuts
☑ Useful for bundling 2 or more hoses
☑ Provides protection to operators of equipment from hydraulic fluids in the event of hose failures
☑ Reduces downtime by extending life cycles of hoses
☑ Easy to install allows rubber hose to move freely inside sleeve
☑ Can be applied over cables, chains, or springs to protect paint finishes

Polyurethane Drop Hose

! New !



SERIES 1980

Designed to be Biofuel compatible, this specially formulated polyurethane drop hose handles gasoline, ethanol (up to E98), diesel and biodiesel (up to B100 meeting ASTM D6751 criteria). The polyurethane construction is non-permeable, lighter weight than conventional TPR/Rubber hose, and has superior sub-zero flexibility. The clear side wall of Series 1980 allow for easy inspection of material flow and external helix provides for easy drag.

Temperature range: -40° F to 150° F

Construction: Clear Polyurethane w/Polyester Braid w/Rigid Green PVC Helix (Static Wire Included)

Cover: Clear w/Green Helix

Part Number	ID	OD	Working Pressure psi	Bend Radius Inches	Weight Per Foot	Standard Length (Feet)	Bend Radius (Feet)
1980-300	3	6.0	65	6”	121.0	100	
1980-400	4	8.0	65	8”	171.0	100	



K

SF DROPFLEX

A lightweight petroleum drop and vacuum hose that is flexible and abrasion resistant. A static conductive tube assures no static buildup, plus the added protection of a continuous static wire. External PVC helix for abrasion resistance with black static conductive nitrile tube.
Safety Factor: 3 to 1
Temperature range: -30° F to 140° F

Construction:

Tube: Seamless black static conductive nitrile, 40% aromatic.

Reinforcement: Synthetic fabric multiple plies, PVC helix.

Cover: Nitrile

Static Grounding: Static Wire and static conductive

Part Number	ID	OD	Working Pressure psi	Bend Radius Inches	Weight Per Foot	Standard Length (Feet)	Bend Radius (Feet)
SFDF 200	2	2.87	100	2"	.95	100	4
SFDF 300	3	3.87	100	5"	1.27	100	6
SFDF 400	4	4.87	100	6"	1.65	19/100	8

Suction to 26" Hg at 72° F.

15% Gasohol

SF DROPFLEX SLINKY SLEEVES

Part Number	Size	Length (inch)	List Price
SL212	2	12"	
SL312	3	12"	
SL412	4	12"	

Seal Fast

Seal Fast Air Hose Coupled And Uncoupled (Red)

A general purpose air hose, engineered for medium applications. **Temperature range:** -4° F to +158° F, **Tube:** EPDM/NR blended / Limited oil Resistance
Reinforcement: Polyester braided, **Cover:** EPDM/SBR blended Red

Coupled with SFH(075 or 100) Universal Crowfoot Couplings 2 Stainless Steel Clamps Each End

Hose ID	Part Number	Working Pressure psi	Burst Pressure psi	Length	List Price
3/4	**SFAH 075 50**	300	900	50	
1	**SFAH 100 50**	200	600	50	
1	**SFAH 100-2 50**	300	900	50	
3/4	**SFAH 075 Coupled**	300	900	50	
3/4	**SFAH 075 Coupled 100**	300	900	100	
1	**SFAH 100 Coupled**	200	600	50	
1	**SFAH 100 Coupled 100**	200	600	100	
1	**SFAH 100-2 Coupled**	300	900	50	

Seal Fast Air Hose Uncoupled (Black)

A general purpose air hose, engineered for medium applications. **Temperature range:** -4° F to +158° F, **Tube:** EPDM/NR blended / Limited oil Resistance
Reinforcement: Polyester braided, **Cover:** EPDM/SBR blended Black

Hose ID	Part Number	Working Pressure psi	Burst Pressure psi	Weigth per Foot	List Price
1/4	**SFAH 025 BLACK**	300	900	0.09	
3/8	**SFAH 038 BLACK**	300	900	0.14	
1/2	**SFAH 050 BLACK**	300	900	0.19	
3/4	**SFAH 075 BLACK**	300	900	0.34	
1	**SFAH 100 BLACK**	200	600	0.41	
1-1/4	**SFAH 125 BLACK**	200	600	0.81	
1-1/2	**SFAH 150 BLACK**	200	600	1.12	
2	**SFAH 200 BLACK**	200	600	1.22	

K

Seal Fast Air and Water Hose

A general purpose air hose, engineered for medium applications.

Temperature range: -4° F to +158° F

Construction:

Tube: EPDM/NR blended / Limited oil resistance
Reinforcement: Polyester braided
Cover: EPDM/SBR blended Red

Part Number	ID	OD	Working Pressure psi	Burst Pressure psi	Weight Per Foot	Standard Length (Feet)	List Price Per Foot
SFAH 025	1/4	0.523	300	900	.123	900	
SFAH 038	3/8	0.649	300	900	.163	600	
SFAH 050	1/2	0.815	300	900	.242	600	
SFAH 075	3/4	1.141	300	900	.429	300	
SFAH 100-2	1	1.440	300	900	.537	300	
SFAH 100	1	1.393	200	600	.535	300	
SFAH 125	1 1/4	1.732	200	600	.813	100	
SFAH 150	1 1/2	2.047	200	600	1.123	100	
SFAH 200	2	2.50	200	600	1.22	100	

Seal Fast



Seal Fast 300# Contractors Air Hose (Yellow)

A general purpose air hose, engineered for construction applications.
Temperature range: -4° F to +158° F,
Construction:
Tube: EPDM/NR blended / Limited oil Resistance
Reinforcement: Polyester braided
Cover: EPDM/SBR blended Yellow

Hose ID	Part Number	Working Pressure psi	Burst Pressure psi	Length	List Price
3/4	**SFAHY 075 50**	300	900	50	
3/4	**SFAHY 075 Coupled**	300	900	50	

Push-on Air Hose

This oil resistant hose is excellent for use with air tools, mild chemicals and various petroleum products. Special braid angle for quick secure push-on coupling retention.
Temperature range: -40° F to 212° F

Construction:
Tube: Black Nitrile
Reinforcement: Black Neoprene
Cover: One Textile Braid
Safety Factor : 3:1

Part Number	ID	OD	Working Pressure psi	Bend Radius	Weight Per Foot	Standard Length (Feet)	List Price Per Foot
PH025	1/4	0.500	300max	3.0	9	300	
PH038	3/8	0.625	300max	3.0	12	300	
PH050	1/2	0.750	300max	5.0	15	300	

Textile Cord Air Hose

A general purpose air hose, engineered for medium to heavy-duty applications

Temperature range: -31° F to +158° F

Construction:

Tube: Black synthetic rubber, oil mist resistant
Reinforcement: 2 ply polyester tire cord
Cover: Yellow, smooth (wrapped finish) long lasting synthetic rubber, weather, abrasion and tearing resistant (EPDM)

Part Number	ID	OD	Working Pressure psi	Burst Pressure	Weight Per Foot	Standard Length (Feet)	Bend Radius (Feet)
TEA 050	1/2	.83	300	900	.32	50	4
TEA 075	3/4	1.14	300	900	.52	50	5
TEA 100	1	1.45	300	900	.64	50	7
TEA 125	1-1/4	1.73	300	900	.80	50	9
TEA 150	1-1/2	1.97	300	900	1.02	50	10
TEA 200	2	2.56	300	900	1.35	50/100	14
TEA 250	2-1/2	3.19	300	900	1.50	50	17
TEA 300	3	3.62	300	900	1.95	50	21
TEA 400	4	4.75	300	900	2.75	50	36

Wire Air Hose

Designed for the most severe jobs in mining, quarries, industrial and construction service, this mandrel built hose has a high margin of safety and gives a long and trouble-free service under the most arduous working conditions.

Temperature range: -40° F to +248° F

Construction:

Tube: Black, smooth, synthetic rubber heat and oil mist resistant (SBR)
Reinforcement: Plies of steel wire cord
Cover: Yellow, smooth (wrapped finish) long lasting synthetic rubber, weather, abrasion and tearing resistant (EPDM)

Part Number	ID	OD	Working Pressure psi	Burst Pressure	Weight Per Foot	Standard Length (Feet)	Bend Radius (Feet)
WA 050	1/2	0.98	1000	4000	.37	50	6
WA 075	3/4	1.18	1000	4000	.47	50	9
WA100	1	1.50	800	3200	.65	50	12
WA 125	1-1/4	1.89	800	3200	1.06	50	15
WA 150	1-1/2	2.13	800	3200	1.20	50	18
WA 200	2	2.64	600	2400	1.61	50	24
WA 250	2-1/2	3.15	500	2000	2.04	50	31
WA 300	3	3.86	500	2000	3.11	50	36
WA 400	4	4.80	500	2000	3.82	50	48

Seal Fast



Water Suction Contractors (EPDM Blend)

Designed to meet almost all water hose applications, especially designed for use in construction, mining, industrial and agriculture service. It is flexible and withstands high vacuum.
Temperature range: -31° F to + 158° F

Construction:
Tube: EPDM blend
Reinforcement: High tensile synthetic cord, incorporating wire helix.
Cover: EPDM blend, resistant to abrasion and weathering.

Part Number	ID	OD	Working Pressure psi	Burst Pressure	Weight Per Foot	Standard Length (Feet)	Bend Radius (Feet)
CWS 100	1	1.32	100	300	.50	100	5
CWS 125	1 1/4	1.65	150	450	.69	100	5
CWS 150	1 1/2	1.97	150	450	1.00	50/60/100	6
CWS 200	2	2.48	125	375	1.26	50/60/100	8
CWS 250	2 1/2	2.99	150	300	1.60	50/60/100	10
CWS 300	3	3.50	150	300	1.96	50/60/100	12
CWS 400	4	4.61	100	225	3.38	50/60/100	16
CWS 600	6	6.69	50	195	6.12	20/25/50/60/100	24
CWS 800	8	8.66	50	150	8.52	20	32

Water Suction Hose
(With Cam And Groove Aluminum Couplings)

All assemblies are coupled with stainless bands.

Hose ID	Part Number	Description Water Suction W/Aluminum Couplings	Clamps Per End	List Price
2”	CWS20020CEAL	2’’ X 20’ Water Suction W/C-E AL	2	
3”	CWS30020CEAL	3’’ X 20’ Water Suction W/C-E AL	2	
4”	CWS40020CEAL	4’’ X 20’ Water Suction W/C-E AL	3	
6”	CWS60020CEAL	6’’ X 20’ Water Suction W/C-E AL	3	
2”	CWS20025CEAL	2’’ X 25’ Water Suction W/C-E AL	2	
3”	CWS30025CEAL	3’’ X 25’ Water Suction W/C-E AL	2	
4”	CWS40025CEAL	4’’ X 25’ Water Suction W/C-E AL	3	
2”	CWS20030CEAL	2’’ X 30’ Water Suction W/C-E AL	2	
3”	CWS30030CEAL	3’’ X 30’ Water Suction W/C-E AL	2	
4”	CWS40030CEAL	4’’ X 30’ Water Suction W/C-E AL	3	
4”	CWS40050CEAL	4’’ X 50’ Water Suction W/C-E AL	3	

Seal Fast



Water Suction Hose (EPDM)

Water suction and delivery hose, for full suction and high discharge pressures

Temperature range: -31° F to +158° F

Construction:
Tube: Black EPDM rubber
Reinforcement: 2 ply polyester tire cord steel helix wire
Cover: Smooth black EPDM rubber, weather and ozone resistant
Branded: Green Stripe
WS 800 is Corrugated

Part Number	ID	OD	Working Pressure PSI	Burst Pressure	Weight Per Foot	Standard Length (Feet)	Bend Radius (Feet)
WS 150	1-1/2	1.97	150	450	0.85	100	6
WS 200	2	2.48	150	450	1.10	100	8
WS 250	2-1/2	2.99	150	450	1.55	100	10
WS 300	3	3.50	150	450	1.81	100	12
WS 400	4	4.61	100	300	3.20	100	16
WS 600	6	6.73	50	150	6.36	20/100	24
Corrugated WS 800	8	8.82	50	150	8.43	20	32

Steam Hose

Steam Hose

High pressure wire reinforced steam hose designed for service with super heated steam in heat control, fire prevention, thawing, etc., In many industries at max pressure of 17 ATM (250 psi).
NOT RECOMMENDED FOR STEAM CLEANER.
Safety Factor 10:1
Temperature range: -40° F to 365° F
Tube: Black, smooth, EPDM rubber specially compounded to withstand superheated steam
Reinforcement: Plies of steel wire cord
Cover: Black, smooth (wrapped finish) EPDM rubber with excellent resistance to high temperature, weathering, abrasion, ageing. It is pin pricked to prevent separation. For longer life drain after use.

Part Number	ID	OD	Working Pressure psi	Burst Pressure	Weight Per Foot	Standard Length (Feet)	Bend Radius (Feet)
ST 050	1/2	0.98	250	2500	.35	50/100	6
ST 075	3/4	1.26	250	2500	.54	50/100	9
ST 100	1	1.50	250	2500	.63	50/100	12
ST 125	1 1/4	1.81	250	2500	.83	50/100	15
ST 150	1 1/2	2.13	250	2500	1.12	50/100	18
ST 200	2	2.60	250	2500	1.50	50/100	24

Seal Fast



Water Discharge Hose - 2 Ply (EPDM/SBR Blend)

A lightweight hose with a tough mandrel built construction, suitable for submersible pumps, irrigation and drainage systems, can be rolled up flat for storage.
Temperature range: -40° F to +212° F

Construction:
Tube: Black EPDM rubber
Reinforcement: 2 ply polyester tire cord
Cover: Black EPDM rubber, abrasion and weather resistant
Branded: Green Stripe **2PLY DISCHARGE**

Part Number	ID	OD	Working Pressure psi	Burst Pressure	Weight Per Foot	Standard Length (Feet)	List Price Per Foot
DH 150-2	1 1/2	1.73	150	450	.39	50/100	
DH 200-2	2	2.24	150	450	.50	50/100	
DH 250-2	2-1/2	2.76	150	450	.67	50/100	
DH 300-2	3	3.27	150	450	.78	50/100	
DH 400-2	4	4.41	150	450	1.52	50/100	
DH 600-2	6	6.30	150	450	2.04	50/100	
DH 800-2	8	8.35	100	300	2.66	50/100	

K

Water Discharge Hose - 4 Ply (EPDM/SBR Blend)

A lightweight hose with a tough mandrel built construction, suitable for submersible pumps, irrigation and drainage systems, can be rolled up flat for storage.
Temperature range: -40° F to +212° F
Construction:
Tube: Black SBR rubber
Reinforcement: 4 ply polyester tire cord
Cover: Black SBR rubber, abrasion and weather resistant
Branded: Green Stripe **4PLY DISCHARGE 150WP**

Part Number	ID	OD	Working Pressure psi	Burst Pressure	Weight Per Foot	Standard Length (Feet)	List Price Per Foot
DH 150	1 1/2	1.93	150	450	0.69	50/100	
DH 200	2	2.48	150	450	0.99	50/100	
DH 250	2-1/2	2.91	150	450	1.10	50/100	
DH 300	3	3.50	150	450	1.46	50/100	
DH 400	4	4.57	150	450	2.08	50/100	
DH 600	6	6.61	150	450	3.62	50/100	
DH 800	8	8.66	150	450	5.31	50/100	

Seal Fast

Crude Oil Suction Hose

Designed for oilfield vacuum truck service. Tube and cover have resistance to crude oil. Recommended for CRUDE OIL ONLY. **NOT RECOMMENDED FOR REFINED PETROLEUM PRODUCTS.**

Temperature range: -40° F to 180° F

Construction:
Tube: Neoprene blend, limited oil resistance, for oilfield use
Reinforcement: Spiraled high tensile cords and steel helix wire
Cover: Smooth black SBR/blend, abrasion, ozone, limited oil resistance.
Branded: Blue Stripe

Part Number	ID	OD	Working Pressure psi	Plies	Weight Per Foot	Standard Length (Feet)	Bend Radius (Feet)
COS 150	1-1/2	1.94	150	2	.80	100	7
COS 200	2	2.42	150	2	1.11	100	8
COS 250	2-1/2	2.95	150	2	1.62	100	10
COS 300	3	3.50	150	2	1.87	100	12
COS 400	4	4.47	150	2	3.21	100	15
COS 600	6	6.69	100	2	5.84	20	26

With Cam And Groove Aluminum Or Brass Couplings

Hose ID	Part Number	Description Crude Oil Suction W/Aluminum or Brass Couplings	Clamps Per End	List Price
2”	COS20020CEAL	2” X 20’ Crude Oil Suction W/C-E AL	2	
3”	COS30020CEAL	3” X 20’ Crude Oil Suction W/C-E AL	2	
4”	COS40020CEAL	4” X 20’ Crude Oil Suction W/C-E AL	3	
2”	COS20025CEAL	2” X 25’ Crude Oil Suction W/C-E AL	2	
3”	COS30025CEAL	3” X 25’ Crude Oil Suction W/C-E AL	2	
4”	COS40025CEAL	4” X 25’ Crude Oil Suction W/C-E AL	3	
2”	COS20030CEAL	2” X 30’ Crude Oil Suction W/C-E AL	2	
3”	COS30030CEAL	3” X 30’ Crude Oil Suction W/C-E AL	2	
4”	COS40030CEAL	4” X 30’ Crude Oil Suction W/C-E AL	3	
2”	COS20020CEBR	2” X 20’ Crude Oil Suction W/C-E BR	2	
3”	COS30020CEBR	3” X 20’ Crude Oil Suction W/C-E BR	2	
4”	COS40020CEBR	4” X 20’ Crude Oil Suction W/C-E BR	3	
2”	COS20025CEBR	2” X 25’ Crude Oil Suction W/C-E BR	2	
3”	COS30025CEBR	3” X 25’ Crude Oil Suction W/C-E BR	2	
4”	COS40025CEBR	4” X 25’ Crude Oil Suction W/C-E BR	3	
2”	COS20030CEBR	2” X 30’ Crude Oil Suction W/C-E BR	2	
3”	COS30030CEBR	3” X 30’ Crude Oil Suction W/C-E BR	2	
4”	COS40030CEBR	4” X 30’ Crude Oil Suction W/C-E BR	3	

Seal Fast

Crude Oil Suction Hose "Frac Hose"

Frac Hose
Temperature range: -40° F to +180° F

Construction:
Tube: Nitrile/SBR blend, limited oil resistance
Reinforcement: 2 Ply + wire helix
Cover: Black SBR blend w/blue stripe
Branding: Oil field suction & discharge 100 psi W.P. (blue stripe).
NOTE: Cover corrugated for increased flexibility with soft cuffs.

Part Number	ID	OD	Working Pressure psi	Plies	Weight Per Foot	Length (Feet)	Bend Radius (Feet)
COS 800	8	8.74	100	2	7.11	20'	35
COS 800 40	8	8.66	100	2	8.05	40"	35
COS 800 48	8	8.66	100	2	8.05	48"	35
COS 800 60	8	8.66	100	2	8.05	60"	35

NOTE: Cover Corrugated for Increased Flexibility With Soft Cuffs.

K

Tank Truck Hose

Designed for transferring gasolines and petroleum products from road tankers, barges, loading and unloading operations. It is a flexible and easy handling oil suction hose to withstand severe service condition.

Temperature range: -44° F to 212° F

Construction:

Tube: Nitrile rubber, suitable for aromatics up to 50%
Reinforcement: High tensile synthetic cords and wire helix
Cover: Oil and abrasion resistant rubber
Branded: Red Stripe

Part Number	ID	OD	Working Pressure psi	Burst Pressure	Weight Per Foot	Standard Length (Feet)	Bend Radius (Feet)
TT 100	1	1.30	150	450	.44	100	4
TT 125	1-1/4	1.69	150	450	.75	100	5
TT 150	1-1/2	2.01	150	450	.93	60/100	6
TT 200	2	2.52	150	450	1.24	60/100	8
TT 250	2-1/2	2.99	150	450	1.77	60/100	10
TT 300	3	3.62	150	450	2.30	60/100	12
TT 400	4	4.65	150	450	3.58	60/100	16
TT 600	6	6.85	150	450	6.48	20	24

200 FOOT LENGTHS ARE NOW IN STOCK
For 1-1/2, 2",3" and 4" Size

Tank Truck Hose
(With Cam And Groove Aluminum Or Brass Couplings)

All assemblies are coupled with stainless bands, with each end of the hose grounded to the couplings. The grounding conductor is tested from coupling to coupling before we are done.

Hose ID	Part Number	Description Tank Truck W/Aluminum Couplings	Clamps Per End	List Price
1-1/2"	TT15020CEAL	1-1/2" X 20' Tank Truck W/C-E AL	2	
2"	TT20020CEAL	2" X 20' Tank Truck W/C-E AL	2	
3"	TT30020CEAL	3" X 20' Tank Truck W/C-E AL	2	
4"	TT40020CEAL	4" X 20' Tank Truck W/C-E AL	3	
1-1/2"	TT15025CEAL	1-1/2" X 25' Tank Truck W/C-E AL	2	
2"	TT20025CEAL	2" X 25' Tank Truck W/C-E AL	2	
3"	TT30025CEAL	3" X 25' Tank Truck W/C-E AL	2	
4"	TT40025CEAL	4" X 25' Tank Truck W/C-E AL	3	
2"	TT20030CEAL	2" X 30' Tank Truck W/C-E AL	2	
3"	TT30030CEAL	3" X 30' Tank Truck W/C-E AL	2	
4"	TT40030CEAL	4" X 30' Tank Truck W/C-E AL	3	
1-1/2"	TT15050CEAL	1-1/2" X 50' Tank Truck W/C-E AL	2	
2"	TT20050CEAL	2" X 50' Tank Truck W/C-E AL	2	
3"	TT30050CEAL	3" X 50' Tank Truck W/C-E AL	2	

Hose ID	Part Number	Description Tank Truck W/Brass Couplings	Clamps Per End	List Price
2"	TT20020CEBR	2" X 20' Tank Truck W/C-E BR	2	
3"	TT30020CEBR	3" X 20' Tank Truck W/C-E BR	2	
4"	TT40020CEBR	4" X 20' Tank Truck W/C-E BR	3	
2"	TT20025CEBR	2" X 25' Tank Truck W/C-E BR	2	
3"	TT30025CEBR	3" X 25' Tank Truck W/C-E BR	2	
4"	TT40025CEBR	4" X 25' Tank Truck W/C-E BR	3	
2"	TT20030CEBR	2" X 30' Tank Truck W/C-E BR	2	
3"	TT30030CEBR	3" X 30' Tank Truck W/C-E BR	2	
4"	TT40030CEBR	4" X 30' Tank Truck W/C-E BR	3	

Tank Truck Hose

(With Cam And Groove Aluminum, Stainless Or Cast Iron Couplings)

All assemblies are coupled with stainless bands, with each end of the hose grounded to the couplings. The grounding conductor is tested from coupling to coupling before we are done.

Hose ID	Part Number	Description Tank Truck W/Stainless Couplings	Clamps Per End	List Price
2”	TT20020CESS	2” X 20’ Tank Truck W/C-E SS	2	
3”	TT30020CESS	3” X 20’ Tank Truck W/C-E SS	2	
4”	TT40020CESS	4” X 20’ Tank Truck W/C-E SS	3	
2”	TT20025CESS	2” X 25’ Tank Truck W/C-E SS	2	
3”	TT30025CESS	3” X 25’ Tank Truck W/C-E SS	2	
4”	TT40025CESS	4” X 25’ Tank Truck W/C-E SS	3	

Hose ID	Part Number	Description Tank Truck W/Cast Iron Couplings	Clamps Per End	List Price
2”	TT20020CECI	2” X 20’ Tank Truck W/C-E Cast Iron	2	
3”	TT30020CECI	3” X 20’ Tank Truck W/C-E Cast Iron	2	

K

Hose ID	Part Number	Description Tank Truck W/Alumin Adaptor & Auto-Lock Coupler	Clamps Per End	List Price
2”	TT20020CALSKEAL	2” X 20’ Tank Truck W/C ALSKEAL	2	
3”	TT30020CALSKEAL	3” X 20’ Tank Truck W/C ALSKEAL	2	
2”	TT20025CALSKEAL	2” X 25’ Tank Truck W/C ALSKEAL	2	
3”	TT30025CALSKEAL	3” X 25’ Tank Truck W/C ALSKEAL	2	
3”	TT30050CALSKEAL	3” X 50’ Tank Truck W/C ALSKEAL	2	
4”	TT40050CALSKEAL	4” X 50’ Tank Truck W/C ALSKEAL	2	

Hose ID	Part Number	Description Tank Truck W/Aluminum Couplers	Clamps Per End	List Price
2"	TT20010CCAL	2” X 10’ Tank Truck W/C-C AL	2	
2”	TT20020CCAL	2” X 20’ Tank Truck W/C-C AL	2	
3”	TT30020CCAL	3” X 20’ Tank Truck W/C-C AL	2	
4"	TT40020CCAL	4” X 20’ Tank Truck W/C-C AL	3	
3"	TT30025CCAL	3” X 25’ Tank Truck W/C-C AL	2	

Seal Fast

Corrugated Petroleum Hose

Designed for ease of handling where maximum flexibility is needed for transfer of gasoline , oil and other petroleum based products. Excellent kink resistance as required for bottom loading of trucks.
Temperature range: -40° F to 180° F
Construction:
Tube: Black Nitrile handles 50% Aromatic (ORS)
Reinforcement: Tire Cord, Helix Wire
Cover: Black Neoprene, (corrugated)
Ends: Soft Cuffs
Static Grounding: Use Helix Wire
Branded: Orange Stripe

Part Number	ID	OD	Working Pressure psi	Burst Pressure psi	Weight Per Foot	Standard Length (Feet)	Bend Radius (Feet)
CTT 200	2	2.52	150	450	1.07	100	6
CTT 300	3	3.50	150	450	1.73	100	9
CTT 400	4	4.57	150	450	2.26	100	12



Oil Discharge Hose

Designed for handling gasoline, diesel fuels, oil sludge, fuel oils and other petroleum products. It is a flexible and easy handling petroleum discharge hose complete with built-in-anti-static wire.

Temperature range: -40° F to 180° F

Construction:
Tube: Nitrile, oil resistant, anti- static
Reinforcement: High tensile synthetic textile cords with anti-static wire
Cover: Neoprene, oil and abrasion resistant (red)

Part Number	ID	OD	Working Pressure psi	Burst Pressure psi	Weight Per Foot	Standard Length (Feet)	List Price Per Foot
ODH 150	1-1/2	2.01	200	600	.79	50	
ODH 200	2	2.48	200	600	.93	50	
ODH 300	3	3.50	200	600	1.39	50	
ODH 400	4	4.65	200	600	2.29	50	

K

Bulk Material Suction & Discharge Hose

Suitable for abrasive materials wet or dry. Also can be used for foodstuffs, flour, plastic pellets, etc. Tube meets FDA requirements. Ideal for sandblast return operations. Use Helix Wire for Static Grounding to couplings.
Temperature range: -25° F to 190° F
Construction:
Tube: Natural Gum Rubber
Reinforcement: Tire Cord, Helix Wire
Cover: Green, SBR (corrugated)
Ends: Soft Cuffs

Part Number	ID	OD	Working Pressure psi	Tube Gauge	Weight Per Foot	Standard Length (Feet)	Bend Radius (Feet)
BM 200	2	2.91	150	1/4	1.86	50	14
BM 300	3	3.94	125	1/4	2.51	50	23
BM 400	4	4.96	100	1/4	3.58	50	28
BM 600	6	7.01	75	5/16	6.32	50	42

XLPE Chemical Hose

Chemical Hose (XLPE Tube)

A premium hose with its special compounded cross-linked polyethylene tube, handles a wide range of chemicals, petroleum products (including aromatic) oils; highly flexible hose.

Temperature range: -40°F to +176° F

Construction:
Tube: Translucent, smooth cross-linked polyethylene
Reinforcement: 3 ply polyester tire cord and steel helix wire
Cover: Green, EPDM rubber abrasion and weather resistant
Branding: XLPE CHEMICAL S/D xxx PSI (yellow lettering)

Part Number	ID	OD	Working Pressure psi	Burst Pressure psi	Weight Per Foot	Standard Length (Feet)	Bend Radius (Feet)
CH 075	3/4	1.26	200	800	.44	100	3
CH 100	1	1.50	200	800	.52	100	4
CH 125	1-1/4	1.77	150	800	.58	100	6
CH 150	1-1/2	2.01	150	600	.74	100	7
CH 200	2	2.60	150	600	1.32	100	10
CH 250	2-1/2	3.17	150	600	1.90	100	15
CH 300	3	3.74	150	600	2.49	100	20
CH 400	4	4.72	150	600	3.57	100	20

All assemblies are coupled with stainless bands.

K

Hose ID	Part Number	Description XLPE W/Stainless Couplings	Clamps Per End	List Price
2”	CH20020CESS	2” X 20’ XLPE Chemical Hose W/C-E SS	2	
3”	CH30020CESS	3” X 20’ XLPE Chemical Hose W/C-E SS	2	
4”	CH40020CESS	4” X 20’ XLPE Chemical Hose W/C-E SS	3	

Hose ID	Part Number	Description XLPE W/Stainless Adapter & Sel- locking Coupler	Clamps Per End	List Price
2”	CH20020CSSKESS	2” X 20’ XLPE W\CSSK AND ESS	2	
3”	CH30020CSSKESS	3” X 20’ XLPE W\CSSK AND ESS	2	

Hose ID	Part Number	Description XLPE W/Stainless Couplings	Clamps Per End	List Price
2”	CH20010CESS	2” X 10’ XLPE Coupled W/CESS	2	
3”	CH30010CESS	3” X 10’ XLPE Coupled W/CESS	2	
4”	CH40010CESS	4” X 10’ XLPE Coupled W/CESS	3	

Hose ID	Part Number	Description XLPE W/Stainless Sel- locking Couplers	Clamps Per End	List Price
2”	CH20020CCSS	2” X 20’ XLPE Chemical W/C/CSS	2	
3”	CH30010CCSS	3” X 10’ XLPE Chemical W/C/CSS	2	
4”	CH40020CCSS	4” X 10’ XLPE Chemical W/C/CSS	2	

Hose ID	Part Number	Description XLPE W/Stainless Couplings	Clamps Per End	List Price
1”	CH10033CESS	1” X 33’ XLPE Chemical W/C/CSS	2	
2”	CH20033CESS	2” X 33’ XLPE Chemical W/C/CSS	2	
3”	CH30015CESS	3” X 15’ XLPE Chemical W/C/CSS	2	

Chemical Hose 240 psi WP (XLPE Tube)

A premium hose with its special compounded cross-linked polyethylene tube, handles a wide range of chemicals, petroleum products (including aromatic) oils; highly flexible hose.

Temperature range: -40°F to +176° F

Construction:
Tube: Translucent, smooth cross-linked polyethylene
Reinforcement: 3 ply polyester tire cord and steel helix wire
Cover: Green, EPDM rubber abrasion and weather resistant
Branding: XLPE CHEMICAL S/D 240 PSI (red lettering)

Part Number	ID	OD	Working Pressure psi	Burst Pressure psi	Weight Per Foot	Standard Length (Feet)	Bend Radius (Feet)
CH 075-2	3/4	1.22	240	960	.42	100	3
CH 100-2	1	1.46	240	960	.50	100	4
CH 125-2	1-1/4	1.73	240	960	.73	100	6
CH 150-2	1-1/2	2.01	240	960	.81	100	7
CH 200-2	2	2.56	240	960	1.22	100	10
CH 300-2	3	3.62	240	960	2.14	100	15

UHMW Chemical Hose

UHMW Chemical

Handles 98% of common industrial chemicals in pressure, and suction service.
Temperature range: -40°F to +176° F
Construction:
Tube: Smooth Black UHMW modified polyethylene offering hydrocarbon resistance.
Reinforcement: Textile cord + double steel wire helix.
Cover: Blue corrugated EPDM blend.
Branding: "UHMW Chemical S/D 200 psi W.P." and White Stripe

Part Number	ID	OD	Working Pressure psi	Burst Pressure psi	Weight Per Foot	Standard Length (Feet)	Bend Radius (Feet)
UHMW 100	1	1.50	200	800	.60	100	3
UHMW 150	1-1/2	2.01	200	800	.84	100	4
UHMW 200	2	2.60	200	800	1.40	100	6
UHMW 300	3	3.66	200	800	2.18	100	9
UHMW 400	4	4.72	150	800	2.81	100	12

K

All assemblies are coupled with stainless bands.

Hose ID	Part Number	Description UHMW W/Stainless Couplings	Clamps Per End	List Price
2”	UHMW20020CESS	2” X 20’ UHMW Chemical Hose W/C-E SS	2	
3”	UHMW30020CESS	3” X 20’ UHMW Chemical Hose W/C-E SS	2	
4”	UHMW40020CESS	4” X 20’ UHMW Chemical Hose W/C-E SS	3	

Hose ID	Part Number	Description UHMW W/Stainless Adapter & Sel- locking Coupler	Clamps Per End	List Price
1"	UHMW10033CESS	1” X 33’ UHMW W\C-E STAINLESS	2	
2”	UHMW20033CESS	2” X 33’ UHMW W\C-E STAINLESS	2	

Seal Fast

800 psi Plaster, Grout And Concrete Hose

This hose is designed for pumping plaster, grout and wet concrete to construction placement sites at the rated working pressure.
Temperature Range: -22° F to 179° F
Construction:
Tube: Black conductive NR for abrasion resistance.
Reinforcement: Spiraled high tensile textile cords.
Cover: Black SBR / natural rubber.
Branding: Plaster/Grout/Concrete- 800 PSI W.P. (White)

Part Number	ID	OD	Working Pressure psi	Burst Pressure psi	Weight Per 100 Foot	Standard Length (Feet)	Bend Radius (Feet)
PGC 100	1	1.57	800	2400	0.57	100	7
PGC 125	1-1/4	1.89	800	2400	0.75	100	9
PGC 150	1-1/2	2.24	800	2400	1.06	100	10
PGC 200	2	2.76	800	2400	1.42	100	14

K

Hot Air Blower Hose

This hose is specifically designed to convey hot air from the compressor or blower on dry material unloading systems.

Temperature range: +5° F to +325°F
Construction:
Tube: Black heat resistant EPDM rubber
Reinforcement: 2 ply polyester tire cord and steel helix wire
Cover: Black EPDM rubber

Part Number	ID	OD	Working Pressure psi	Burst Pressure	Weight Per Foot	Standard Length (Feet)	Bend Radius (Feet)
HAB 300	3	3.54	150	450	2.02	100	12
HAB 400	4	4.65	150	450	2.35	100	16

Cement Discharge

Temperature range: -40° F to +158° F

Construction:
Tube: Black, smooth, compounded for long wear resistance in handling of hard, sharp, abrasive materials, it is anti-static, 3/16" wall thickness.
Reinforcement: High strength synthetic cord
Cover: Black, smooth (wrapped finish) abrasion resistant synthetic rubber; it is anti-static.

Part Number	ID	OD	Working Pressure psi	Burst Pressure	Weight Per 100 Foot	Standard Length (Feet)	List Price Per Foot
CD 400	4	4.65	75	225	2.20	50 or 100	

Seal Fast

Sandblast Hose

A long lasting heavy-duty hose 2 or 4 ply, exceptionally tough and abrasion resistant, for use in sand and steel blasting service. It is manufactured from static conductive materials.

Safety Factor: 3 to 1

Construction:
Tube: Black natural rubber, static conductive.
Reinforcement: For 1/2" hose there is a 2 ply tire cord and for 3/4" to 1-1/2" there is a 4 ply tire cord.
Cover: Black synthetic rubber, abrasion and weather resistant and is also pin pricked.

Part Number	ID	OD	Working Pressure psi	Burst Pressure psi	Weight Per Foot	Standard Length (Feet)	Bend Radius Feet
SA 050	1/2	1.06	150	450	.52	50/100	3
SA 075	3/4	1.50	150	450	.67	50/100	6
SA 100	1	1.89	150	450	1.03	50/100	7
SA 125	1-1/4	2.17	150	450	1.26	50/100	9
SA 150	1-1/2	2.36	150	450	1.36	50/100	10

Sandblast Hose Couplings with screws

K

Hose Ends with Crowfoot

Hose Size	Hose O. D.		Aluminum Part Number	Aluminum Screws Supplied	Aluminum	Brass Part Number	Brass Screws Supplied	Brass
3/4	1-1/2	--	**Q 1AL**	4		**Q 1BR**	4	
1	1-7/8	--	**Q 2AL**	4		**Q 2BR**	4	
1-1/4	2-5/32	--	**Q 3AL**	8		**Q 3BR**	8	
1-1/2	2-3/8	--	**Q 4AL**	8		**Q 4BR**	8	

Hose End Nozzle Holder - NPSH Thread

Hose Size	Hose O. D.	Pipe Thd.	Aluminum Part Number	Aluminum Screws Supplied	Aluminum	Brass Part Number	Brass Screws Supplied	Brass
3/4	1-1/2	1-1/4	**HE 1AL**	4		**HE 1BR**	4	
1	1-7/8	1-1/4	**HE 2AL**	4		**HE 2BR**	4	
1-1/4	2-5/32	1-1/4	**HE 3AL**	4		**HE 3BR**	6	
1-1/2	2-3/8	1-1/4	**HE 4AL**	4		**HE 4BR**	8	

Adapters - Crowfoot x Female NPT Pipe Thread

Aluminum, Brass & Cast Iron

Pipe Thd.	Part Number	Aluminum	Part Number	Brass	Part Number	Cast Iron
1-1/4	**SB 1AL**		**SB 1BR**		**SB 1CI**	
1-1/2	**SB 2AL**		**SB 2BR**		**SB 2CI**	
			Gaskets - Fit All Sizes - 25 per Pkg.		**QG**	

Seal Fast



Nitril 10 — Nitril-PVC Layflat Discharge Hose

Designed for the delivery of fluids or gases, resistant to many products such as oil, grease, acids, bases, salts, sewage and seawater.

Construction:
Color: Black
Composition: Nitril-PVC oil/weather resistant rubber, polyester reinforcement
Cover: Ribbed, highly resistant to oil, abrasion and weathering
Service Temp: -4° to 176° F

Part Number	Size	Wall Thickness	Standard Length	Working Pressure	List Price
NITRIL 10150	1-1/2	.08	200	250	
NITRIL 10200	2	.08	200	200	
NITRIL 10250	2-1/2	.08	200	200	
NITRIL 10300	3	.08	200	150	
NITRIL 10400	4	.08	200	150	
NITRIL 10600	6	.09	200	150	
NITRIL 10800	8	.12	100/50	120	

Less weight than Rubber Discharge

Irrigation - Agriculture - Pump Discharge - Industrial Wash Down

Nitril 20 — Nitril-PVC Layflat Discharge Hose

Designed for the delivery of fluids or gases, where higher working pressures are required.

Construction:
Color: Yellow or Black
Composition: Nitril-PVC oil/weather resistant to oil, abrasion and weathering
Cover: Ribbed, highly resistant to oil, abrasion and weathering
Service Temp: -4° to 176° F

Part Number Yellow	Size	Wall Thickness	Standard Length	Working Pressure	List Price
NITRIL 20075	3/4	.08	200	300	
NITRIL 20100	1	.08	200	300	
NITRIL 20150	1-1/2	.08	200	300	
NITRIL 20200	2	.09	200	300	
NITRIL 20250	2-1/2	.09	200	300	
NITRIL 20300	3	.10	200	300	
NITRIL 20400	4	.11	200	300	

Irrigation - Agriculture - Pump Discharge - Industrial Wash Down

L

Coupled Nitril Hose

Hose ID	Part Number	Description	Clamps Per End	List Price
1-1/2"	NITRIL2015050CEAL	1-1/2” x 50’ Yellow Nitril Coupled C & E	2	
2”	NITRIL2020050CEAL	2” x 50’ Yellow Nitril Coupled C & E	2	

Seal Fast

! New !

Series 1400 (EPDM Suction Hose)

Heavy-duty liquid suction hose ideal for construction, de-watering, liquid waste, cess pool, septic, agricultural, and marine use. Hose is designed to remain flexible in winter conditions. lightweight, and external helix provides for easy drag. The smooth interior provides for optimum product flow. Flexible for easy handling and storage.

Part Number	ID	OD	Working Pressure psi	Bend Radius (in.)	Weight Per Foot	Standard Length (Feet)	List Price Per Foot
1400-150	1 1/2	1.84	50	3.2	0.40	100	2.54
1400-200	2	2.43	50	5.2	0.67	100*	3.43
1400-300	3	3.52	43	7.1	1.10	100*	6.89
1400-400	4	4.61	38	11.0	1.84	100	11.51

*Additional length's availably in 2" and 3" hose.
20', 25', 33' Lenght's

Temperature range: -50° F to +225° F
Construction:
Tube: Black EPDM
Cover: Black w/ Green polypropylene

! New !

Series 1580 (Reinforced PVC Water Suction / Discharge Hose)

Heavy-duty PVC Suction & Discharge hose designed for applications requiring combined vacuum and higher working pressures. Excellent for use as a fish suction hose and rental / construction pumping.

Temperature range: -13° F to +140° F

Construction:
Clear PVC w/ Polyester Braid w/ orange PVC Helix

Color: Clear w/ orange PVC Helix

Part Number	ID	OD	Working Pressure psi	Bend Radius (in)	Weight Per 100 Foot	Standard Length (Feet)	List Price Per Foot
1580-200	2	2.60	100	4.0	70	100	5.04
1580-300	3	3.70	100	6.3	113	100	6.20
1580-400	4	4.78	75	7.1	174	100	9.02
1580-600	6	7.17	70	10.2	388	100/20	19.87
1580-800	8	9.34	60	15.7	554	20	32.55

M

! New !

Series 1800 (Polyurethane Lined Material Handling Hose)

For "DRY" pneumatic conveying of solids where heavy-duty abrasive are present. Special formulated HMV PVC compound provides sub-zero flexibility and the exposed PVC helix allows for excellent abrasion resistance and easy drag. The smooth polyurethane lining eliminates material build up, and is formulated with static dissipating compounds.

Tube: Polyurethane Lined (static dissipating)
Reinforcement: High density rigid PVC helix
Cover: Black HMV PVC

Temperature range: -40° F to +150° F

Part Number	ID	OD	Working Pressure psi	Vacuum Rating (in Hg)	Weight Per 100 Foot	Standard Length (Feet)	List Price Per Foot
1800-200	2	2.40	40	29.0	59	100	5.47
1800-300	3	3.65	40	29.0	83	100	8.72
1800-400	4	4.77	35	29.0	137	100	15.28
1800-600	6	6.81	30	29.0	310	100/20	29.43
1800-800	8	9.02	30	29.0	451	20	48.96

PVC Suction Hose - Green or Clear

The **Green Hose** will handle a variety of liquid and solid materials such as water, slurry transfers, sewage, air, chemicals, grains and pellets. A versatile hose for agriculture, construction, industry and mining. The **Clear Hose** will handle a variety of liquids and solid materials. A versatile hose for agriculture, construction, industry and mining. The working pressure and vacuum ratings are based on ambient temperature of 70° F and will vary inversely with temperature changes.

Safety Factor 3:1
Temperature range: -5° to 140° F
Construction:
Cover: Green or Clear PVC
Tube: Green or Clear PVC
Reinforcement: Rigid White PVC

ID	Part Number	OD	Working Pressure psi	Vacuum Rating "Hg"	Weight Per 100 Foot	Standard Length (Feet)	List Price Per Foot
3/4	**GR/CL 075**	1.00	90	29	20	100	
1	**GR/CL 100**	1.22	90	29	26	100	
1 1/4	**GR/CL 125**	1.50	80	29	37	100	
1 1/2	**GR/CL 150**	1.79	75	29	44	100	
2	**GR/CL 200**	2.30	75	29	67	100	
2 1/2	**GR/CL 250**	2.90	75	29	90	100	
3	**GR/CL 300**	3.55	65	29	114	100	
4	**GR/CL 400**	4.47	55	29	181	100	
6	**GR/CL 600**	6.60	35	29	336	100/25/20	
8	**GR/CL 800**	8.80	35	20	550	25/20	

Hose ID	Part Number	Description Green and Clear PVC Suction	Clamps Per End	List Price
2"	GR20020CALXMP	2" X 20' PVC Suction W/C AL	2	
2"	GR20025CALXMP	2" X 25' PVC Suction W/C AL	2	
3"	GR30020CALXMP	3" X 20' PVC Suction W/C AL	2	
3"	GR30025CALXMP	3" X 25' PVC Suction W/C AL	2	
4"	GR40020CALXMP	4" X 20' PVC Suction W/C AL	3	
6"	GR60020CALXMP	6" X 20' PVC Suction W/C AL	3	
2"	GR20020CALXM	2" X 20' PVC Suction W/C AL	2	
3"	GR30020CALXM	3" X 20' PVC Suction W/C AL	2	
4"	GR40020CALXM	4" X 20' PVC Suction W/C AL	3	
6"	GR60020CALXM	6" X 20' PVC Suction W/C AL	3	
6"	GR60025CALXM	6" X 25' PVC Suction W/C AL	3	
2"	GR20020CEAL	2" X 20' PVC Suction W/C EAL	2	
3"	GR30020CEAL	3" X 20' PVC Suction W/C EAL	2	
4"	GR40020CEAL	4" X 20' PVC Suction W/C EAL	3	
6"	GR60020CEAL	6" X 20' PVC Suction W/C EAL	3	
2"	GR20025CEAL	2" X 25' PVC Suction W/C EAL	2	
3"	GR30025CEAL	3" X 25' PVC Suction W/C EAL	2	
4"	GR40025CEAL	4" X 25' PVC Suction W/C EAL	3	
2"	GR20030CEAL	2" X 30' PVC Suction W/C EAL	2	
3"	GR30030CEAL	3" X 30' PVC Suction W/C EAL	2	
4"	GR40030CEAL	4" X 30' PVC Suction W/C EAL	3	
2"	CL20020CEAL	2" X 20' PVC Suction W/C EAL	2	
3"	CL30020CEAL	3" X 20' PVC Suction W/C EAL	2	
4"	CL40020CEAL	4" X 20' PVC Suction W/C EAL	3	
6"	CL60020CEAL	6" X 20' PVC Suction W/C EAL	3	

Sludge Suction and Discharge - Gray

The super elastic compound provides superior abrasion resistance, improved temperature range, and longer service life. This is an ideal hose for cesspool and septic tank applications. It will handle a variety of liquid and solid materials such as water, slurry transfer, sewage, air, chemicals, grains and pellets. The working pressure and vacuum ratings are based on ambient temperature of 70° F and will vary inversely with temperature changes.
Safety Factor 3:1
Temperature range: -15° to +135° F
Construction:
Cover: Gray PVC
Tube: Gray PVC
Reinforcement: Rigid White PVC with blue outer coating.

ID	Part Number	OD	Working Pressure psi	Vacuum Rating "Hg"	Weight Per 100Ft.	Standard Length (Feet)	List Price Per Foot
1 1/2	**SL 150**	1.90	70	29	47	100	
2	**SL 200**	2.40	70	29	68	100	
3	**SL 300**	3.45	55	29	114	100	
4	**SL 400**	4.55	45	29	174	100	
6	**SL 600**	6.60	35	29	322	20/25/100	



Plexisteel Clear Suction - With Wire Helix - FDA

It is ideal for suction and transport of foods and up to 28% alcoholic liquids. Good in general industrial construction, and agricultural applications. Steel helix for excellent flexibility, kink, and crush resistance. Steel helix wire can be used for static dissipation. The working pressure and vacuum ratings are based on ambient temperature of 70° F and will vary inversely with temperature changes.
Safety Factor 3:1
Temperature range: -1.4° to 140° F
Construction:
Cover: Clear PVC
Tube: Clear PVC - FDA - Blue Tint
Reinforcement: Steel wire

ID	Part Number	OD	Working Pressure psi	Vacuum Rating "Hg"	Weight Per 100 Foot	Standard Length (Feet)	List Price Per Foot
3/4	**PS 075**	1.03	100	29	21	100	
1	**PS 100**	1.32	85	29	34	100	
1-1/4	**PS 125**	1.58	72	29	42	100	
1-1/2	**PS 150**	1.85	72	29	52	100	
2	**PS 200**	2.42	72	29	84	100	
2-1/2	**PS 250**	2.95	57	29	121	100	
3	**PS 300**	3.55	57	29	148	100	
4	**PS 400**	4.65	36	29	235	100	
6	**PS 600**	6.65	28	29	429	100/20	

All Clear Corrugated Suction - FDA

This crystal clear FDA hose has a corrugated cover for increased flexibility and a smooth bore to eliminate material build-up. Recommended for bulk handling of resin, pellets, powdery materials, as well as liquid, solid, and semi-solid food products. The working pressure and vacuum ratings are based on ambient temperature of 70° F and will vary inversely with temperature changes.
Safety Factor 3:1
Temperature range: -10° to 140° F
Construction:
Tube & Cover: Clear PVC
Reinforcement: Clear PVC helix

ID	Part Number	OD	Working Pressure psi	Vacuum Rating "Hg"	Weight Per 100 Foot	Standard Length (Feet)	List Price Per Foot
1-1/2	**AC 150**	1.83	50	29	34	100	
2	**AC 200**	2.35	40	29	50	100	
3	**AC 300**	3.48	40	29	100	100	
4	**AC 400**	4.60	35	29	152	100	

Comparable to Kuriyama WT

Standard Duty Discharge - Blue

Designed for water discharge applications in agriculture, construction, industry, and mining. Strong, lightweight discharge hose. Rolls up flat for easy storage. The working pressure ratings are based on ambient temperature of 70° F and will vary inversely with temperature changes. At 120 °F the working pressure will be reduced to 40% of the working pressure at 70 °F.

Safety Factor 3:1
Temperature range: -5° to +130° F

Construction:
Cover: Blue PVC
Tube: Blue PVC
Reinforcement: Two spiral plies, one longitudinal ply.

ID	Part Number		Working Pressure psi	Burst Pressure 70°	Weight Per 300Ft.	Standard Length (Feet)	List Price Per Foot
1	**LD 100**		70	294	32	300	
1-1/4	**LD 125**		70	252	38	300	
1-1/2	**LD 150**		70	240	42	300	
2	**LD 200**		65	240	60	300	
2-1/2	**LD 250**		55	195	78	300	
3	**LD 300**		55	180	90	300	
4	**LD 400**		50	135	120	300	
5	**LD 500**		40	120	171	300	
6	**LD 600**		40	120	225	300	
8	**LD 800**		40	120	330	300	

Hose ID	Part Number	Description Blue PVC Discharge	Clamps Per End	List Price
1-1/2"	LD15025CEAL	1-1/2" X 25' PVC Blue Discharge W/C-E AL	1	
2"	LD20025CEAL	2" X 25' PVC Blue Discharge W/C-E AL	2	
3"	LD30025CEAL	3" X 25' PVC Blue Discharge W/C-E AL	2	
4"	LD40025CEAL	4" X 25' PVC Blue Discharge W/C-E AL	3	
1-1/2"	LD15050CEAL	1-1/2" X 50' PVC Blue Discharge W/C-E AL	1	
2"	LD20050CEAL	2" X 50' PVC Blue Discharge W/C-E AL	2	
3"	LD30050CEAL	3" X 50' PVC Blue Discharge W/C-E AL	2	
4"	LD40050CEAL	4" X 50' PVC Blue Discharge W/C-E AL	3	
5"	LD50050CEAL	5" X 50' PVC Blue Discharge W/C-E AL	3	
6"	LD60050CEAL	6" X 50' PVC Blue Discharge W/C-E AL	3	
1-1/2"	LD15050AL150S	1-1/2" X 50' PVC Blue Discharge W/AL 150S	1	
2"	LD20050AL200S	2" X 50' PVC Blue Discharge W/AL 200S	2	
3"	LD30050AL300S	3" X 50' PVC Blue Discharge W/AL 300S	2	
4"	LD40050AL400S	4" X 50' PVC Blue Discharge W/AL 400S	3	
6"	LD60050AL600S	6" X 50' PVC Blue Discharge W/AL 600S	3	

M

Medium Duty Discharge - Brick Red

Designed for medium duty water discharge applications in agriculture, construction, industry, and mining. Abrasion resistant PVC cover, and PVC tube provide long service life. Rolls up flat for easy storage. The working pressure ratings are based on ambient temperature of 70° F and will vary inversely with temperature changes. At 120 °F the working pressure will be reduced to 40% of the working pressure at 70 °F.
Safety Factor 3:1
Temperature range: -10° to +150° F
Construction:
Cover: Red PVC
Tube: Red PVC
Reinforcement: Two Spiral, one longitudinal ply.

ID	Part Number		Working Pressure psi	Burst Pressure 70°	Weight Per 300Ft.	Standard Length (Feet)	List Price Per Foot
1 1/2	**M150**		110	330	59	300	
2	**M200**		110	330	76	300	
2-1/2	**M250**		110	330	103	300	
3	**M300**		110	330	135	300	
4	**M400**		110	330	186	300	
6	**M600**		85	225	276	300	
8	**M800**		65	175	463	300	

Seal Fast

Medium Duty Discharge - Red (Two Layer Construction)

Designed for medium duty water discharge applications in agriculture, construction, industry, and mining. Abrasion resistant PVC cover, and PVC tube provide long service life. Rolls up flat for easy storage. The working pressure ratings are based on ambient temperature of 70° F and will vary inversely with temperature changes. At 120 °F the working pressure will be reduced to 40% of the working pressure at 70 °F.
Safety Factor 3:1
Temperature range: -10° to +150° F
Construction:
Cover: Red PVC
Tube: Red PVC
Reinforcement: Two Spiral, one longitudinal ply.
Fire Resistant MSHA 2G-60/1

ID	Part Number	Working Pressure psi	Burst Pressure 70°	Weight Per 300Ft.	Standard Length (Feet)	List Price Per Foot
1 1/2	**210K-150**	150	450	60	300	
2	**210K-200**	150	450	90	300	
2-1/2	**210K-250**	150	450	120	300	
3	**210K-300**	150	450	156	300	
4	**210K-400**	150	450	222	300	
6	**210K-600**	120	360	375	300	
8	**210K-800**	100	300	567	300	

Heavy Duty Discharge - Yellow (Two Layer Construction)

Designed for heavy duty water discharge applications in agriculture, construction, industry, and mining. Abrasion resistant PVC cover, and PVC tube provide long service life. Rolls up flat for easy storage. The working pressure ratings are based on ambient temperature of 70° F and will vary inversely with temperature changes. At 120 °F the working pressure will be reduced to 40% of the working pressure at 70 °F.
Safety Factory 3:1
Temperature range: -10° to +150° F
Construction:
Cover: Yellow PVC
Tube: Black PVC
Reinforcement: Two spiral plies, one longitudinal ply.
Fire Resistant MSHA 2G-60/1

ID	Part Number	Working Pressure psi	Burst Pressure 70°	Weight Per 300Ft.	Standard Length (Feet)	List Price Per Foot
1 1/2	**216Y-150**	230	690	96	300	
2	**216Y-200**	230	690	126	300	
2-1/2	**216Y-250**	230	690	168	300	
3	**216Y-300**	175	525	204	300	
4	**216Y-400**	160	480	303	300	
6	**216Y-600**	150	450	555	300	
8	**216Y-800**	150	450	804	300	

M

PVC #600 Yellow & #800 Green AG Spray Hose

Produced with premium PVC compound for agricultural spraying of insecticides and fertilizers, water, air, and light chemical solutions. High adhesion between the tube and cover provide long service life. The working pressure ratings are based on ambient temperature of 70° F and will vary inversely with temperature changes. At 120 °F the working pressure will be reduced to (40% #600 Yellow), (53% #800 Green) of the working pressure at 70 °F.

Safety Factor 3:1
Temperature range: -10° to +150° F
Construction:
#600 Cover: Yellow PVC **Tube:** Yellow PVC
#800 Cover: Green PVC **Tube:** Black PVC
Reinforcement: Two spiral plies and one longitudinal ply.

#600 Yellow

ID	Part Number	OD	Working Pressure psi	Burst Pressure 70°	Weight Per 300Ft.	Standard Length (Feet)	List Price Per Foot
1/4	**342Y-025**	0.52	600	1800	24	300	
3/8	**342Y-038**	0.64	600	1800	36	300	
1/2	**342Y-050**	0.80	600	1800	51	300	
3/4	**342Y-075**	1.13	600	1800	81	300	

#800 Green

ID	Part Number	OD	Working Pressure psi	Burst Pressure 70°	Weight Per 300Ft.	Standard Length (Feet)	List Price Per Foot
3/8	**380L-038**	0.67	995	2985	39	300	
½	**380L-050**	0.83	950	2850	60	300	

Seal Fast

PVC Multi-Purpose Air And Water

A lightweight, economical general purpose hose for carrying, air water, and many spray solutions. Mostly used with pneumatic tools and stapler guns. The working pressure ratings are based on ambient temperature of 70°F and will vary inversely with temperature changes. At 120 °F the working pressure will be reduced to 40% of the working pressure at 70 °F.

Safety Factor: 3:1
Temperature: -10°F to +150°F

Construction:
Color: Red or Blue
Tube: Black, PVC/Nitrile
Reinforcement: 2 Spiral + 1 Longitudinal layer

On Reels

ID	Part Number	OD	Working Pressure psi	Burst Pressure 70°	Weight Per Foot	Standard Length (Feet)	List Price Per Foot
1/4	**MPH 025**	0.48	300	900	0.07	500	
3/8	**MPH 038**	0.60	300	900	0.09	500	
1/2	**MPH 050**	0.75	250	750	0.13	500	
5/8	**MPH 058**	0.89	200	600	0.18	500	
3/4	**MPH 075**	1.03	200	600	0.22	400	
1	**MPH 100**	1.31	175	525	0.30	400	

Please Specify Red or Blue When Ordering

Ducting

For leaf-collecting machines, manhole blowers, air conditioning and heating applications and for air ducting and pollution control devices.
It is not designed for pressure service.
Temperature range: 30° to 150° F
Flexibility 90°
Construction:
Cover: High density Clear w/white helix synthetic compound.
Tube: High density Clear w/white helix synthetic compound.
Reinforcement: Rigid white helix of high density Clear w/white helix synthetic compound.
Non-Branded

ID	Part Number	OD	Bend Radius	Vacuum Rating "Hg"	Weight Per Foot	Standard Length (Feet)	List Price Per Foot
1-1/2	**Ducting 150**	1.74	2.25	5	.18	100	
2	**Ducting 200**	2.30	3.0	5	.28	100	
3	**Ducting 300**	3.32	6.3	5	.46	100	
4	**Ducting 400**	4.44	7.5	5	.66	100	
6	**Ducting 600**	6.46	10	5	1.25	30	

M

Clear Tubing (Blue Tint) FDA

Part Number	ID	OD	Working Pressure psi	Burst Pressure 70°	Weight Per 100Ft.	Standard Length (Feet)	List Price Per 100Ft.
510	1/8	1/4	**55**	**165**	1.78	100	
510	3/16	5/16	**55**	**165**	2.5	100	
510	1/4	3/8	**55**	**165**	4.00	100	
510	1/4	1/2	**60**	**180**	8.25	100	
510	5/16	7/16	**50**	**150**	3.75	100	
510	5/16	1/2	**55**	**165**	5.25	100	
510	3/8	1/2	**45**	**135**	6.25	100	
510	3/8	9/16	**50**	**150**	6.30	100	
510	3/8	5/8	**55**	**165**	11.25	100	
510	1/2	5/8	**30**	**90**	7.50	100	
510	1/2	3/4	**45**	**135**	13.25	100	
510	5/8	7/8	**40**	**120**	16	100	
510	3/4	1	**35**	**105**	19.50	100	
510	7/8	1-1/8	**30**	**90**	19.71	100	
510	1	1 1/4	**25**	**75**	26.00	100	

The recommended procedure to maintain serviceability of PVC hose when not in use:

1. Disconnect and drain.
2. Keep hose straight and flat.
3. Avoid extreme heat and cold.
4. Store out of direct sunlight.

The working pressure ratings are based on ambient temperature of 70° F and will vary inversely with temperature changes. At 120 °F the working pressure will be reduced to 50% of the working pressure at 70 °F.

Seal Fast

PVC Clear Braided Tubing - FDA Standard

This is an excellent hose for conveying liquids, air and powdered foods. The hose is transparent, allowing for easy inspection during service.

Safety Factor 3:1
Temperature range: -10° to +150° F

Construction:
Cover: Clear Blue Tint PVC
Tube: Clear Blue Tint PVC with red or orange stripe.
Reinforcement: Two spiral plies and one longitudinal ply.

The working pressure ratings are based on ambient temperature of 70° F and will vary inversely with temperature changes. At 120 °F the working pressure will be reduced to 40% of the working pressure at 70 °F.

ID	Part Number	OD	Working Pressure psi	Burst Pressure 70°	Weight Per 100Ft.	Standard Length (Feet)	List Price Per Foot
1/4	**410 025**	0.44	250	750	5.59	300	
3/8	**410 038**	0.59	225	675	8.21	300	
1/2	**410 050**	0.75	200	600	12.61	300	
5/8	**410 058**	0.89	200	600	16.45	300	
3/4	**410 075**	1.03	150	450	20.70	300	
1	**410 100**	1.30	125	375	30.48	300	
1 1/4	**410 125**	1.62	100	300	43.17	50	
1 1/2	**410 150**	1.94	100	300	62.88	50	
2	**410 200**	2.49	75	225	85.00	50	

PVC Clear Braided Tubing - FDA Heavy Wall

This is an excellent hose for conveying liquids, air and powdered foods. The hose is transparent, allowing for easy inspection during service.

Safety Factor 3:1
Temperature range: -10° to +150° F

Construction:
Cover: Clear Blue Tint PVC
Tube: Clear Blue Tint PVC with Blue stripe yarn.
Reinforcement: Two spiral plies and one longitudinal ply.

The working pressure ratings are based on ambient temperature of 70° F and will vary inversely with temperature changes. At 120 °F the working pressure will be reduced to 40% of the working pressure at 70 °F.

ID	Part Number	OD	Working Pressure psi	Burst Pressure 70°	Weight Per 100Ft.	Standard Length (Feet)	List Price Per Foot
1/4	**410 025-2**	0.50	350	1050	8.7	300	
3/8	**410 038-2**	0.62	275	825	16.8	300	
1/2	**410 050-2**	0.81	250	750	24.4	300	
5/8	**410 058-2**	1.00	225	675	29.5	300	
3/4	**410 075-2**	1.13	200	600	30.0	300	
1	**410 100-2**	1.38	150	450	39.0	300	
1 1/4	**410 125-2**	1.75	125	375	59.9	50	
1 1/2	**410 150-2**	2.00	100	300	74.7	50	
2	**410 200-2**	2.50	75	225	97.0	50	

Garden Hose Coupled

This is an excellent hose for conveying water.

Safety Factor
Temperature range: -10° to +150° F

Construction:
Cover: PVC
Tube: PVC
Reinforcement: 1Plie

The working pressure ratings are based on ambient temperature of 70° F and will vary inversely with temperature changes.

ID	Part Number	OD	Working Pressure psi	Burst Pressure 70°	Weight Per Coil	List Price Per Foot
1/2 X 50	**GH050050**	0.67	116	348	3.86	
1/2 X 100	**GH050100**	0.67	116	348	7.73	
5/8 X 50	**GH058050**	0.79	87	261	4.70	
5/8 X 100	**GH058100**	0.79	87	261	9.41	
3/4 X 50	**GH075050**	0.95	87	261	6.72	
3/4 X 100	**GH075100**	0.95	87	261	13.44	
1 X 50	**GH100050**	1.18	72.5	217	9.07	
1 X 100	**GH100100**	1.18	72.5	217	18.14	

Goodyear PVC Hose

1500 Clear Suction

General water suction and discharge hose for industry, agriculture, construction and septic tank cleaning. It is 50% lighter than rubber.

Safety Factor 3:1
Temperature range: 15° to 150°F (-9°C to 66°C)

Construction:
Cover: Clear Pliovic® compound. Non-Branded
Tube: Clear Pliovic® compound.
Reinforcement: Rigid green Pliovic® helix

The working pressure and vacuum ratings are based on ambient temperature of 70° F and will vary inversely with temperature changes.

ID	Part Number	OD	Working Pressure psi	Vacuum Rating "Hg"	Weight Per Foot	Standard Length (Feet)	List Price Per Foot
1	**1500 100**	1.26	106	29	0.26	100	
1 1/4	**1500 125**	1.53	99	29	0.34	100	
1 1/2	**1500 150**	1.78	89	29	0.41	100	
2	**1500 200**	2.31	79	29	0.61	100	
2 1/2	**1500 250**	2.85	65	29	0.89	100	
3	**1500 300**	3.38	65	29	1.11	100	
4	**1500 400**	4.46	55	29	1.62	100	
6	**1500 600**	6.57	47	29	3.44	20/25/100	

1600 Green Suction

Water suction and discharge hose for construction, septic tank cleaning, industry and agricultural applications, where mild chemical resistance is required.

Safety Factor 3:1
Temperature range: 15° to 150°F (-9°C to 66° C)

Construction:
Cover: Olive green Pliovic® synthetic compound. Non-Branded
Tube: Olive green Pliovic ® compound.
Reinforcement: Rigid Pliovic® compound. helix

The working pressure and vacuum ratings are based on ambient temperature of 70° F and will vary inversely with temperature changes.

ID	Part Number	OD	Working Pressure psi	Vacuum Rating "Hg"	Weight Per Foot	Standard Length (Feet)	List Price Per Foot
3/4	**1600 075**	0.98	130	29	0.18	100	
1	**1600 100**	1.24	106	29	0.25	100	
1 1/4	**1600 125**	1.53	99	29	0.34	100	
1 1/2	**1600 150**	1.78	89	29	0.41	100	
2	**1600 200**	2.32	79	29	0.63	100	
2 1/2	**1600 250**	2.85	65	29	0.87	100	
3	**1600 300**	3.44	65	29	1.15	100	
4	**1600 400**	4.43	55	29	1.73	100	
6	**1600 600**	6.57	47	29	3.17	20/25/100	

Blue Flat Discharge - Standard Duty (Two Layer Construction)

Water discharge for construction, industry, mining, agriculture and marine service.
Safety Factor 3:1
Temperature range: 10° to 150° F
Construction:
Cover: Blue Pliovic®
Tube: Black Pliovic ®
Reinforcement: Two spiral and one longitudinal synthetic fiber
The working pressure ratings are based on ambient temperature of 70° F and will vary inversely with temperature changes.

ID	Part Number	OD	Working Pressure psi		Weight Per Foot	Standard Length (Feet)	List Price Per Foot
1 1/2	**BL 150**	1.62	75		0.17	300	
2	**BL 200**	2.22	60		0.22	300	
2 1/2	**BL 250**	2.62	60		0.29	300	
3	**BL 300**	3.26	50		0.40	300	
4	**BL 400**	4.26	45		0.53	300	
6	**BL 600**	6.28	35		0.82	300	

2700 Discharge - (Heavy Duty Two Layer Construction)

For heavy duty discharge applications in mining, agriculture, construction, and marine service.
Safety Factor 3:1
Temperature range: -10° to 150° F
Construction:
Cover: Yellow fire retardant Pliovic® MSHA 2G-14C/15 approved.
Tube: Pliovic® synthetic polymers
Reinforcement: Two spiral plies plus a longitudinal ply of synthetic fiber.
The working pressure ratings are based on ambient temperature of 70° F and will vary inversely with temperature changes.

ID	Part Number	OD	Working Pressure psi		Weight Per Foot	Standard Length (Feet)	List Price Per Foot
1-1/2	**2700 150**	1.72	200		.324	300	
2	**2700 200**	2.22	200		.420	300	
2-1/2	**2700 250**	2.75	200		.620	300	
3	**2700 300**	3.38	200		.760	300	
4	**2700 400**	4.33	150		1.00	300	
6	**2700 600**	6.48	150		1.60	200/300	

MILL DISCHARGE HOSE - SYNTHETIC - SBR LINED

NOT RECOMMENDED FOR USE AS FIRE HOSE WORKING PRESSURE 110PSI

All synthetic, lightweight SBR (rubber) lined general purpose hose designed for open end discharge and wash down. This hose is totally immune to the effects of mildew and requires no drying.

HOSE SIZE	PART NO.	LENGTH	BOWL SIZE	WEIGHT PER LENGTH		LIST PRICE PER FOOT
				UNCOUPLED	COUPLED	
1"	**80-100**	50 FEET	N/A	7.5	N/A	
1-1/2"	**80-150**	50 FEET	1-3/4"	11	12	
1-1/2"	**80-150 100**	100 FEET	1-3/4"	22	24	
2"	**80-200**	50 FEET	2-3/16"	17	18	
2"	**80-200 100**	100 FEET	2-3/16"	34	36	
2-1/2"	**80-250**	50 FEET	2-13/16"	20	22	
2-1/2"	**80-250 100**	100 FEET	2-13/16"	40	44	
3"	**80-300**	50 FEET	N/A	28	N/A	
3"	**80-300 100**	100 FEET	N/A	56	N/A	
4"	**80-400**	50 FEET	N/A	50	N/A	

MILL DISCHARGE HOSE - SYNTHETIC - EPDM LINED

NOT RECOMMENDED FOR USE AS FIRE HOSE WORKING PRESSURE 110PSI

All synthetic, lightweight EPDM Rubber lined general purpose hose designed for open end discharge and wash down. This hose is totally immune to the effects of mildew and requires no drying.

HOSE SIZE	PART NO.	LENGTH	BOWL SIZE	WEIGHT PER LENGTH		LIST PRICE PER FOOT
				UNCOUPLED	COUPLED	
1"	**80-132**	50 FEET	N/A	7.5	N/A	
1-1/2"	**80-133**	50 FEET	1-3/4"	11	12	
1-1/2"	**80-133 100**	100 FEET	1-3/4"	22	24	
2"	**80-134**	50 FEET	2-3/16"	17	18	
2"	**80-134 100**	100 FEET	2-3/16"	34	36	
2-1/2"	**80-135**	50 FEET	2-13/16"	20	22	
2-1/2"	**80-135 100**	100 FEET	2-13/16"	40	44	
3"	**80-136**	50 FEET	N/A	28	N/A	
3"	**80-136 100**	100 FEET	N/A	56	N/A	
4"	**80-137**	50 FEET	N/A	50	N/A	
6"	**80-139**	50 FEET	N/A	59	N/A	

DOUBLE JACKET MILL DISCHARGE HOSE - SYNTHETIC-SBR LINED

NOT RECOMMENDED FOR USE AS FIRE HOSE WORKING PRESSURE 200PSI

All synthetic, lightweight SBR (rubber) lined general purpose hose designed for open end discharge. This hose is totally immune to the effects of mildew and requires no drying.

HOSE SIZE	PART NO.	LENGTH	BOWL SIZE	WEIGHT PER LENGTH		LIST PRICE PER FOOT
				UNCOUPLED	COUPLED	
1-1/2"	**80-150DJ**	50 FEET	N/A	16.5	N/A	
1-1/2"	**80-150DJ 100**	100 FEET	N/A	33	N/A	
2"	**80-200DJ**	50 FEET	N/A	27.3	N/A	
2"	**80-200DJ 100**	100 FEET	N/A	61.8	N/A	
2-1/2"	**80-250DJ**	50 FEET	N/A	28.5	N/A	
2-1/2"	**80-250DJ 100**	100 FEET	N/A	57	N/A	

5% CUTTING CHARGE FOR ANY LENGTH HOSE NOT LISTED

Mill Hose

(With Aluminum Pinlugs With Brass Nut)



(With Aluminum Cam & Groove Couplings)

WORKING PRESSURE FOR THESE ASSEMBLIES IS 110PSI

Hose ID	Part Number	Description Mill Discharge Hose Assemblies	Clamps Per End	List Price
1-1/2”	80-150AL150S	1-1/2” X 50’ Mill Hose W/AL 150S and SS Clamps	1	
2”	80-200AL200S	2” X 50’ Mill Hose W/AL 200S and SS Clamps	2	
2-1/2”	80-250AL250S	2-1/2” X 50’ Mill Hose W/AL 250S and SS Clamps	2	
3”	80-300AL300S	3” X 50’ Mill Hose W/AL 300S and SS Clamps	2	
4”	80-400AL400S	4” X 50’ Mill Hose W/AL 400S and SS Clamps	3	
4”	80-40025AL400S	4” X 25’ Mill Hose W/AL 400S and SS Clamps	3	
4”	80-400MPXAL400M	4” X 50’ Mill Hose Plated KC X Male Shank	3	
4”	80-400MPXAL400F	4” X 50’ Mill Hose Plated KC X Female Shank	3	
1-1/2”	80-150100AL150S	1-1/2” X 100’ Mill Hose W/AL 150S and SS Clamps	1	
2”	80-200100AL200S	2” X 100’ Mill Hose W/AL 200S and SS Clamps	2	
2-1/2”	80-250100AL250S	2-1/2” X 100’ Mill Hose W/AL 250S and SS Clamps	2	
3”	80-300100AL300S	3” X 100’ Mill Hose W/AL 300S and SS Clamps	2	
1-1/2”	80-150CEAL	1-1/2” X 50’ Mill Hose W/C-E AL	1	
2”	80-200CEAL	2” X 50’ Mill Hose W/C-E AL	2	
2-1/2	80-250CEAL	2-1/2” X 50’ Mill Hose W/C-E AL	2	
3”	80-300CEAL	3” X 50’ Mill Hose W/C-E AL	2	
4”	80-400CEAL	4” X 50’ Mill Hose W/C-E AL	3	
1-1/2”	80-150100CEAL	1-1/2” X 100’ Mill Hose W/C-E AL	1	
2”	80-200100CEAL	2” X 100’ Mill Hose W/C-E AL	2	
2-1/2	80-250100CEAL	2-1/2” X 100’ Mill Hose W/C-E AL	2	
3”	80-300100CEAL	3” X 100’ Mill Hose W/C-E AL	2	
1-1/2”	80-15025CEAL	1-1/2” X 25’ Mill Hose W/C-E AL	1	
2”	80-20025CEAL	2” X 25’ Mill Hose W/C-E AL	2	
3”	80-30025CEAL	3” X 25’ Mill Hose W/C-E AL	2	
4”	80-40025CEAL	4” X 25’ Mill Hose W/C-E AL	3	
2-1/2”	80-25020FNSTCAL	2-1/2” X 20’ Mill Hose W/FNST X C AL	2	

Mill Hose

(With Aluminum Pinlugs With Brass Nut)



(With Aluminum Cam & Groove Couplings)

WORKING PRESSURE FOR THESE ASSEMBLIES IS 110PSI

Hose ID	Part Number	Description Mill Hose Coupled SBR Tube	Clamps Per End	List Price
1-1/2”	80-1502035310	1-1/2” X 50’ Mill Hose W/PL NST X 1-3/4"		
1-1/2”	80-1502035315	1-1/2” X 50’ Mill Hose W/PL NPSH X 1-3/4"		
1-1/2”	80-1502035410	1-1/2” X 50’ Mill Hose W/RL NST X 1-3/4"		
1-1/2”	80-1503035415	1-1/2” X 50’ Mill Hose W/RL NPSH X 1-3/4"		
1-1/2”	80-1502035410AL	1-1/2” X 50’ Mill Hose W/RL NST X 1-3/4"		
1-1/2”	80-1502035415AL	1-1/2” X 50’ Mill Hose W/RL NPSH X 1-3/4"		
1-1/2”	80-1501002035310	1-1/2” X 100’ Mill Hose W/PL NST X 1-3/4"		
1-1/2”	80-1501002035315	1-1/2” X 100’ Mill Hose W/PL NPSH X 1-3/4"		
1-1/2”	80-1501002035410	1-1/2” X 100’ Mill Hose W/RL NST X 1-3/4"		
1-1/2”	80-1501002035415	1-1/2” X 100’ Mill Hose W/RL NPSH X 1-3/4"		
1-1/2”	80-1501002035410AL	1-1/2” X 100’ Mill Hose W/RL NST X 1-3/4"		
1-1/2”	80-1501002035415AL	1-1/2” X 100’ Mill Hose W/RL NPSH X 1-3/4"		
2"	80-2002035421AL	2” X 50’ Mill Hose W/RL NST X 2-3/16"		
2"	80-2002035418AL	2” X 50’ Mill Hose W/RL NPSH X 2-3/16"		
2-1/2”	80-2502035355	2-1/2” X 50’ Mill Hose W/PL NST 2-13/16		
2-1/2”	80-2502035360	2-1/2” X 50’ Mill Hose W/PL NPSH 2-13/16		
2-1/2”	80-2502035445	2-1/2” X 50’ Mill Hose W/RL NST 2-13/16		
2-1/2”	80-2502035450	2-1/2” X 50’ Mill Hose W/RL NPSH 2-13/16		
2-1/2”	80-2502035445AL	2-1/2” X 50’ Mill Hose W/RL NST 2-13/16		
2-1/2”	80-2502035451AL	2-1/2” X 50’ Mill Hose W/RL NPSH 2-13/16		
2-1/2”	80-250252035355	2-1/2” X 25’ Mill Hose W/PL NST 2-13/16		
2-1/2”	80-2501002035355	2-1/2” X 100’ Mill Hose W/PL NST 2-13/16		
2-1/2”	80-2501002035360	2-1/2” X 100’ Mill Hose W/PL NPSH 2-13/16		
2-1/2”	80-2501002035445	2-1/2” X 100’ Mill Hose W/RL NST 2-13/16		
2-1/2”	80-2501002035450	2-1/2” X 100’ Mill Hose W/RL NPSH 2-13/16		
2-1/2”	80-2501002035445AL	2-1/2” X 100’ Mill Hose W/RL NST 2-13/16		
2-1/2”	80-2501002035451AL	2-1/2” X 100’ Mill Hose W/RL NPSH 2-13/16		

SEAL FAST COUPLED ASSEMBLIES

Mill Hose

(With Aluminum Pinlugs With Brass Nut)



(With Aluminum Cam & Groove Couplings)

WORKING PRESSURE FOR THESE ASSEMBLIES IS 110PSI

Hose ID	Part Number	Description Mill Hose Coupled EPDM Tube	Clamps Per End	List Price
1-1/2”	80-133AL150S	1-1/2’’ X 50’ Mill Hose EPDM TUBE AL150S	1	
2”	80-134AL200S	2" X 50' MILL HOSE EPDM TUBE AL200S	2	
2-1/2"	80-135AL250S	2-1/2" X 50' MILL HOSE EPDM TUBE AL250S	2	
3”	80-136AL300S	3" X 50' MILL HOSE EPDM TUBE AL300S	2	
4”	80-137AL400S	4" X 50' MILL HOSE EPDM TUBE AL400S	3	
1-1/2”	80-133100AL150S	1-1/2" X 100' MILL HOSE EPDM TUBE AL150S	1	
2”	80-134100AL200S	2" X 100' MILL HOSE EPDM TUBE AL200S	2	
2-1/2"	80-135100AL250S	2-1/2" X 100' MILL HOSE EPDM TUBE AL250S	2	
3”	80-136100AL300S	3" X 100' MILL HOSE EPDM TUBE AL300S	2	
1-1/2”	80-133CEAL	1-1/2’’ X 50’ COUPLED W/C-E AL	1	
2”	80-134CEAL	2" X 50' COUPLED W/C-E AL	2	
2-1/2"	80-135CEAL	2-1/2" X 50' COUPLED W/C-E AL	2	
3”	80-136CEAL	3" X 50' COUPLED W/C-E AL	2	
4”	80-137CEAL	4" X 50' COUPLED W/C-E AL	3	
1-1/2”	80-133100CEAL	1-1/2" X 100' COUPLED W/C-E AL	1	
2”	80-134100CEAL	2" X 100' COUPLED W/C-E AL	2	
2-1/2"	80-135100CEAL	2-1/2" X 100' COUPLED W/C-E AL	2	
3”	80-136100CEAL	3" X 100' COUPLED W/C-E AL	2	
1-1/2”	80-1332035310	1-1/2" X 50' MILL HOSE W/PL NST X 1-3/4"		
1-1/2”	80-1332035315	1-1/2" X 50' MILL HOSEW/PL NPSH X 1-3/4"		
1-1/2”	80-1332035410	1-1/2" X 50' MILL HOSE W/RL NST X 1-3/4"		
1-1/2”	80-1332035415	1-1/2" X 50' MILL HOSE W/RL NPSH X 1-3/4"		
1-1/2”	80-1332035410AL	1-1/2" X 50' MILL HOSE W/RL NST X 1-3/4"		
1-1/2”	80-1332035415AL	1-1/2" X 50' MILL HOSE W/RL NPSH X 1-3/4"		

Mill Hose

(With Aluminum Pinlugs With Brass Nut)



(With Aluminum Cam & Groove Couplings)

WORKING PRESSURE FOR THESE ASSEMBLIES IS 110PSI

Hose ID	Part Number	Description Mill Hose Coupled EPDM Tube	Clamps Per End	List Price
1-1/2”	80-1331002035310	1-1/2" X 100' MILL HOSE W/PL NST X 1-3/4"		
1-1/2”	80-1331002035410	1-1/2" X 100' MILL HOSE W/RL NST X 1-3/4"		
1-1/2”	80-1331002035315	1-1/2" X 100' MILL HOSE W/PL NPSH X 1-3/4"		
2"	80-1342035421AL	2" X 50' MILL HOSE W/RL NST X 2-3/16"		
2"	80-1342035424AL	2" X 50' MILL HOSE W/RL NST X 2-5/16"		
2"	80-1342012135AL	2" X 50' MILL HOSE W/RL NPSH X 2-5/16"		
2-1/2"	80-1352035355	2-1/2" X 50' MILL HOSE W/PL NST X 2-13/16"		
2-1/2"	80-1352035360	2-1/2" X 50' MILL HOSE W/PL NPSH X 2-13/16"		
2-1/2"	80-1352035445	2-1/2" X 50' MILL HOSE W/RL NST X 2-13/16"		
2-1/2"	80-1352035450	2-1/2" X 50' MILL HOSE W/RL NPSH X 2-13/16"		
2-1/2"	80-1352035445AL	2-1/2" X 50' MILL HOSE W/RL NST X 2-13/16"		
2-1/2"	80-1352035451AL	2-1/2" X 50' MILL HOSE W/RL NPSH X 2-13/16"		
		DOUBLE JACKET MILL HOSE SBR TUBE		
1-1/2"	80-150DJCEAL	1-1/2" X 50' DOUBLE JACKET MILL W/ C-E AL	1	
2"	80-200DJCEAL	2" X 50' DOUBLE JACKET MILL W/ C-E AL	2	
2-1/2"	80-250DJCEAL	2-1/2" X 50' DOUBLE JACKET MILL W/ C-E AL	2	

FIRE HOSE -SINGLE JACKET- 300# TEST-WORKING PRESSURE 135PSI 100% POLYESTER-EPDM LINED

Jacket with a high-grade single ply extruded EPDM liner. This hose is totally immune to the effects of mildew. It is designed for emergency fire protection with water pressure not exceeding 135 psi working pressure.

HOSE SIZE	PART NO.	LENGTH	BOWL SIZE	WEIGHT PER LENGTH		LIST PRICE PER FOOT
				UNCOUPLED	COUPLED	
1-1/2"	**80-075**	50 FEET	1-3/4"	11	12	
1-1/2"	**80-075 75**	75 FEET	1-3/4"	16.5	17.5	
1-1/2"	**80-075 100**	100 FEET	1-3/4"	22	24	
2"	**80-076**	50 FEET	2-5/16"	17	18	
2"	**80-076 100**	100 FEET	2-5/16"	25.5	26.5	
2-1/2"	**80-077**	50 FEET	2-13/16"	25	27	
2-1/2"	**80-077 75**	75 FEET	2-13/16"	37.5	39.5	
2-1/2"	**80-077 100**	100 FEET	2-13/16"	50	54	

BRANDING IS ½ SERVICE TEST PRESSURE OR 150PSI

FIRE HOSE-SINGLE JACKET 300# TEST-WORKING PRESSURE 135PSI 100% POLYESTER-EPDM LINED - UL LABEL

Jacket with a high grade single ply extruded EPDM liner. This hose is totally immune to the effects of mildew. It is designed for emergency fire protection with water pressure not exceeding 135 psi working pressure. **UL LABEL**

HOSE SIZE	PART NO.	LENGTH	BOWL SIZE	WEIGHT PER LENGTH		LIST PRICE PER FOOT
				UNCOUPLED	COUPLED	
1-1/2"	**80-075UL**	50 FEET	1-3/4"	11	12	
1-1/2"	**80-075UL 100**	100 FEET	1-3/4"	22	24	
2-1/2"	**80-077UL**	50 FEET	2-13/16"	25	27	
2-1/2"	**80-077UL 100**	100 FEET	2-13/16"	50	54	

BRANDING IS ½ SERVICE TEST PRESSURE OR 150PSI UL LABEL

FIRE HOSE -SINGLE JACKET 500# TEST -WORKING PRESSURE 225PSI 100% POLYESTER -EPDM LINED

This lightweight, super-strength hose is recommended for exterior fire protection. All polyester construction will not mildew or decay with age. Recommended 225 psi working pressure.

HOSE SIZE	PART NO.	LENGTH	BOWL SIZE	WEIGHT PER LENGTH		LIST PRICE PER FOOT
				UNCOUPLED	COUPLED	
1-1/2"	**80-083**	50 FEET	1-3/4"	13	14	
1-1/2"	**80-083 100**	100 FEET	1-3/4"	26	28	
2"	**80-084**	50 FEET	2-5/16"	19	20	
2"	**80-084 100**	100 FEET	2-5/16"	28	40	
2-1/2"	**80-085**	50 FEET	2-13/16"	26	28	
2-1/2"	**80-085 100**	100 FEET	2-13/16"	52	56	

BRANDING IS ½ SERVICE TEST PRESSURE OR 250PSI

FIRE HOSE - SINGLE JACKET 500# TEST - WORKING PRESSURE 225PSI 100% POLYESTEREPDM LINED - UL LABELED

This lightweight, super-strength hose is recommended for exterior fire protection. All polyester construction will not mildew or decay with age. Recommended 225 psi working pressure.

HOSE SIZE	PART NO.	LENGTH	BOWL SIZE	WEIGHT PER LENGTH		LIST PRICE PER FOOT
				UNCOUPLED	COUPLED	
1-1/2"	**80-083UL**	50 FEET	1-3/4"	13	14	
1-1/2"	**80-083UL 100**	100 FEET	1-3/4"	26	28	
2-1/2"	**80-085UL**	50 FEET	2-13/16"	26	28	
2-1/2"	**80-085UL 100**	100 FEET	2-13/16"	52	56	

BRANDING IS ½ SERVICE TEST PRESSURE OR 250PSI

5% CUTTING CHARGE FOR ANY LENGTH HOSE NOT LISTED

SEAL FAST COUPLED FIRE HOSE ASSEMBLIES

Single Jacket
UL Label
300psi Test
Service Test 150psi
Working Pressure 135psi

Single Jacket
300psi Test
Service Test 150psi
Working Pressure 135psi

Hose ID	Part Number	Description Single Jacket EPDM Tube 300# Test UL Where Noted	List Price
1-1/2"	80-0752035310	1-1/2" X 50' SJ W/PL NST X 1-3/4"	
1-1/2"	80-0752035315	1-1/2" X 50' SJ W/PL NPSH X 1-3/4"	
1-1/2"	80-0752035410	1-1/2" X 50' SJ W/RL NST X 1-3/4"	
1-1/2"	80-0752035415	1-1/2" X 50' SJ W/RL NPSH X 1-3/4"	
1-1/2"	80-0752035410AL	1-1/2" X 50' SJ W/RL NST X 1-3/4" Aluminum	
1-1/2"	80-0752035415AL	1-1/2" X 50' SJ W/RL NPSH X 1-3/4" Aluminum	
1-1/2"	80-0751002035310	1-1/2" X 100' SJ W/PL NST X 1-3/4"	
1-1/2"	80-0751002035315	1-1/2" X 100' SJ W/PL NPSH X 1-3/4"	
1-1/2"	80-0751002035410	1-1/2" X 100' SJ W/RL NST X 1-3/4"	
1-1/2"	80-0751002035415	1-1/2" X 100' SJ W/RL NPSH X 1-3/4"	
1-1/2"	80-0751002035410AL	1-1/2" X 100' SJ W/RL NST X 1-3/4" Aluminum	
1-1/2"	80-0751002035415AL	1-1/2" X 100' SJ W/RL NPSH X 1-3/4" Aluminum	
1-1/2"	80-075UL2035310	1-1/2" X 50' SJ UL W/PL NST X 1-3/4"	
1-1/2"	80-075UL2035410	1-1/2" X 50' SJ UL W/PL NPSH X 1-3/4"	
1-1/2"	80-075UL2035410AL	1-1/2" X 50' SJ UL W/RL NST X 1-3/4" Aluminum	
1-1/2"	80-075UL1002035410	1-1/2" X 100' SJ UL W/RL NST X 1-3/4"	
1-1/2"	80-075UL1002035410AL	1-1/2" X 100' SJ UL W/RL NST X 1-3/4" Aluminum	
2"	80-0762035421AL	2" X 50' SJ W/RL NST X 2-3/16" Aluminum	
2"	80-0762035418AL	2" X 50' SJ W/RL NPSH X 2-3/16" Aluminum	
2"	80-0762035424AL	2" X 50' SJ W/RL NST X 2-5/16" Aluminum	
2"	80-0761002035421AL	2" X 100' SJ W/RL NST X 2-3/16" Aluminum	
2"	80-0761002035418AL	2" X 100' SJ W/RL NPSH X 2-3/16" Aluminum	
2"	80-0761002035424AL	2" X 100' SJ W/RL NPSH X 2-5/16" Aluminum	

SEAL FAST COUPLED FIRE HOSE ASSEMBLIES

Single Jacket
UL Label
300psi Test
Service Test 150psi
Working Pressure 135psi

Single Jacket
300psi Test
Service Test 150psi
Working Pressure 135psi

Hose ID	Part Number	Description Single Jacket EPDM Tube 300# Test UL Where Noted	List Price
2-1/2"	80-0772035355	2-1/2" X 50' SJ W/PL NST X 2-13/16	
2-1/2"	80-0772035360	2-1/2" X 50' SJ W/PL NPSH X 2-13/16	
2-1/2"	80-0772035445	2-1/2" X 50' SJ W/RL NST X 2-13/16	
2-1/2"	80-0772035450	2-1/2" X 50' SJ W/RL NPSH X 2-13/16	
2-1/2"	80-0772035445AL	2-1/2" X 50' SJ W/RL NST X 2-13/16 Aluminum	
2-1/2"	80-0772035451AL	2-1/2" X 50' SJ W/RL NPSH X 2-13/16 Aluminum	
2-1/2"	80-0771002035355	2-1/2" X 100' SJ W/PL NST X 2-13/16	
2-1/2"	80-0771002035360	2-1/2" X 100' SJ W/PL NPSH X 2-13/16	
2-1/2"	80-0771002035445	2-1/2" X 100' SJ W/RL NST X 2-13/16	
2-1/2"	80-0771002035450	2-1/2" X 100' SJ W/RL NPSH X 2-13/16	
2-1/2"	80-0771002035445AL	2-1/2" X 100' SJ W/RL NST X 2-13/16 Aluminum	
2-1/2"	80-077UL2035355	2-1/2" X SJ UL W/PL NST X 2-13/16	
2-1/2"	80-077UL2035360	2-1/2" X SJ UL W/PL NPSH X 2-13/16	
2-1/2"	80-077UL2035445	2-1/2" X SJ UL W/RL NST X 2-13/16	
2-1/2"	80-077UL2035445AL	2-1/2" X SJ UL W/RL NST X 2-13/16 Aluminum	
2-1/2"	80-077UL1002035355	2-1/2" X 100' SJ UL W/PL NST X 2-13/16	
2-1/2"	80-077UL1002035445	2-1/2" X 100' SJ UL W/RL NST X 2-13/16	
2-1/2"	80-077UL1002035445AL	2-1/2" X 100' SJ UL W/RL NST X 2-13/16 Aluminum	

SEAL FAST COUPLED FIRE HOSE ASSEMBLIES

WORKING PRESSURE FOR THESE ASSEMBLIES IS 225PSI

Hose ID	Part Number	Description Single Jacket EPDM Tube 500# Test UL Where Noted	List Price
1-1/2"	80-0832035310	1-1/2" X 50' SJ W/PL NST 1-3/4"	
1-1/2"	80-0832035315	1-1/2" X 50' SJ W/PL NPSH 1-3/4"	
1-1/2"	80-0832035410	1-1/2" X 50' SJ W/RL NST 1-3/4"	
1-1/2"	80-0832035415	1-1/2" X 50' SJ W/RL NPSH 1-3/4"	
1-1/2"	80-0832035410AL	1-1/2" X 50' SJ W/RL NST 1-3/4" Aluminum	
1-1/2"	80-0832035415AL	1-1/2" X 50' SJ W/RL NPSH 1-3/4" Aluminum	
1-1/2"	80-0831002035310	1-1/2" X 100' SJ W/PL NST 1-3/4"	
1-1/2"	80-0831002035315	1-1/2" X 100' SJ W/PL NPSH 1-3/4"	
1-1/2"	80-0831002035410	1-1/2" X 100' SJ W/RL NST 1-3/4"	
1-1/2"	80-0831002035415	1-1/2" X 100' SJ W/RL NPSH 1-3/4"	
1-1/2"	80-0831002035410AL	1-1/2" X 100' SJ W/RL NST 1-3/4" Aluminum	
1-1/2"	80-0831002035415AL	1-1/2" X 100' SJ W/RL NPSH 1-3/4" Aluminum	
1-1/2"	80-083UL2035310	1-1/2" X 50' SJ W/PL NST 1-3/4"	
1-1/2"	80-083UL2035410	1-1/2" X 50' SJ W/RL NST 1-3/4"	
1-1/2"	80-083UL2035410AL	1-1/2" X 50' SJ W/RL NST 1-3/4" Aluminum	
1-1/2"	80-083UL1002035310	1-1/2" X 100' SJ W/PL NST 1-3/4"	
1-1/2"	80-083UL1002035410	1-1/2" X 100' SJ W/RL NST 1-3/4"	
1-1/2"	80-083UL1002035410AL	1-1/2" X 100' SJ W/RL NST 1-3/4" Aluminum	
2"	80-0842035421AL	2" X 50' SJ W/RL NST 2-3/16" Aluminum	
2"	80-0842035424AL	2" X 50' SJ W/RL NST 2-5/16" Aluminum	
2"	80-0841002035421AL	2" X 100' SJ W/RL NST 2-3/16" Aluminum	
2"	80-0841002035418AL	2" X 100' SJ W/RL NPSH 2-3/16" Aluminum	
2"	80-0841002012135AL	2" X 100' SJ W/RL NST 2-5/16" Aluminum	
2-1/2"	80-0852035355	2-1/2" X 50' SJ W/PL NST 2-13/16"	
2-1/2"	80-0852035360	2-1/2" X 50' SJ W/PL NPSH 2-13/16"	
2-1/2"	80-0852035445	2-1/2" X 50' SJ W/RL NST 2-13/16"	
2-1/2"	80-0852035450	2-1/2" X 50' SJ W/RL NPSH 2-13/16"	
2-1/2"	80-0852035445AL	2-1/2" X 50' SJ W/RL NST 2-13/16" Aluminum	
2-1/2"	80-0852035451AL	2-1/2" X 50' SJ W/RL NPSH 2-13/16" Aluminum	
2-1/2"	80-0851002035355	2-1/2" X 100' SJ W/PL NST 2-13/16"	
2-1/2"	80-0851002035360	2-1/2" X 100' SJ W/PL NPSH 2-13/16"	
2-1/2"	80-0851002035445	2-1/2" X 100' SJ W/RL NST 2-13/16"	
2-1/2"	80-0851002035450	2-1/2" X 100' SJ W/RL NPSH 2-13/16"	
2-1/2"	80-0851002035445AL	2-1/2" X 100' SJ W/RL NST 2-13/16" Aluminum	
2-1/2"	80-0851002035451AL	2-1/2" X 100' SJ W/RL NPSH 2-13/16" Aluminum	
2-1/2"	80-085UL2035355	2-1/2" X 50' SJ UL W/PL NST 2-13/16"	
2-1/2"	80-085UL2035445	2-1/2" X 50' SJ UL W/RL NST 2-13/16"	
2-1/2"	80-085UL2035445AL	2-1/2" X 50' SJ UL W/RL NST 2-13/16" Aluminum	
2-1/2"	80-085UL1002035355	2-1/2" X 100' SJ UL W/PL NST 2-13/16"	
2-1/2"	80-085UL1002035345	2-1/2" X 100' SJ UL W/PL NST 2-13/16"	
2-1/2"	80-085UL1002035445AL	2-1/2" X 100' SJ UL W/RL NST 2-13/16" Aluminum	

FIRE HOSE-DOUBLE JACKET- 600# TEST
100% POLYESTER-EPDM LINED WORKING PRESSURE 270PSI

The ultimate in industrial fire protection, this hose is manufactured to exacting municipal requirements. The jackets are woven from the finest high tensile. 100% polyester yarn, with complete filler coverage of both jackets. The compact weave insures flexibility and strength and will provide protection against wear from abrasion. It does not require drying after use and is completely immune to mildew and rot. Recommended 270 psi working pressure.

HOSE SIZE	PART NO.	LENGTH	BOWL SIZE	WEIGHT PER LENGTH		LIST PRICE PER FOOT
				UNCOUPLED	COUPLED	
1-1/2"	**80-002**	50 FEET	1-15/16"	16.5	17.5	
1-1/2"	**80-002 100**	100 FEET	1-15/16"	33	35	
2"	**80-003**	50 FEET	2-5/16	19	20	
2-1/2"	**80-130**	50 FEET	3"	28.5	30.5	
2-1/2"	**80-130 100**	100 FEET	3"	57	61	

BRANDING IS ½ SERVICE TEST PRESSURE OR 300PSI
5% CUTTING CHARGE FOR ANY LENGTH HOSE NOT LISTED

SEAL FAST COUPLED FIRE HOSE ASSEMBLIES

Double Jacket
600psi Test
Service Test 300psi
Working Pressure 270psi

Hose ID	Part Number	Description Double Jacket EPDM Tube 600# Test	Clamps Per End	List Price
1-1/2"	80-0022012110	1-1/2" X 50' DJ W/PL NST 1-15/16"		
1-1/2"	80-0022012115	1-1/2" X 50' DJ W/PL NPSH 2"		
1-1/2"	80-0022012120	1-1/2" X 50' DJ W/PL NPSH 2"		
1-1/2"	80-0022015910	1-1/2" X 50' DJ W/RL NST 1-15/16"		
1-1/2"	80-0022015915	1-1/2" X 50' DJ W/RL NPSH 1-15/16"		
1-1/2"	80-0022015920	1-1/2" X 50' DJ W/RL NPSH 2"		
1-1/2"	80-0022015925	1-1/2" X 50' DJ W/PL NPSH 2"		
1-1/2"	80-0022015910AL	1-1/2" X 50' DJ W/RL NST 1-15/16" Aluminum		
1-1/2"	80-0021002012115	1-1/2" X 100' DJ W/PL NST 2"		
1-1/2"	80-0021002012120	1-1/2" X 100' DJ W/PL NPSH 2"		
1-1/2"	80-0021002015910	1-1/2" X 100' DJ W/RL NST 1-15/16"		
1-1/2"	80-0021002015920	1-1/2" X 100' DJ W/RL NST 2"		
1-1/2"	80-0021002015925	1-1/2" X 100' DJ W/RL NPSH 2"		
1-1/2"	80-0021002015910AL	1-1/2" X 100' DJ W/RL NST 1-15/16" Aluminum		
2"	80-0032035424AL	2" X 50' DJ W/RL NST 2-5/16" Aluminum		
2"	80-0032012135AL	2" X 50' DJ W/RL NPSH 2-5/16" Aluminum		
2"	80-003CEAL	2" X 50' DJ W/C-E AL	2	
2-1/2"	80-1302012145	2-1/2" X 50' DJ W/PL NPSH 2-15/16"		
2-1/2"	80-1302015953	2-1/2" X 50' DJ W/RL NST 3"		
2-1/2"	80-1302012165	2-1/2" X 50' DJ W/PL NPSH 3"		
2-1/2"	80-1302015921AL	2-1/2" X 50' DJ W/RL NST Aluminum		
2-1/2"	80-1301002012145	2-1/2" X 100' DJ W/PL NPSH 2-15/16"		
2-1/2"	80-1301002015953	2-1/2" X 100' DJ W/RL NST 3"		
2-1/2"	80-1301002015921AL	2-1/2" X 100' DJ W/RL NST 3" Aluminum		

FIRE HOSE-DOUBLE JACKET-800# TEST
100% POLYESTER-EPDM LINED WORKING PRESSURE 270PSI

The ultimate in industrial fire protection, this hose is manufactured to exacting municipal requirements. The jackets are woven from the finest high tensile. 100% polyester yarn, with complete filler coverage of both jackets. The compact weave insures flexibility and strength and will provide protection against wear from abrasion. It does not require drying after use and is completely immune to mildew and rot. Recommended 270 psi working pressure.

HOSE SIZE	PART NO.	LENGTH	BOWL SIZE	WEIGHT PER LENGTH		LIST PRICE PER FOOT
				UNCOUPLED	COUPLED	
1-1/2"	**80-004**	50 FEET	1-15/16"	16.5	17.5	
1-1/2"	**80-004 100**	100 FEET	1-15/16"	33	35	
2-1/2"	**80-131**	50 FEET	3"	28.5	30.5	
2-1/2"	**80-131 100**	100 FEET	3"	57	61	

BRANDING IS ½ SERVICE TEST PRESSURE OR 400PSI
5% CUTTING CHARGE FOR ANY LENGTH HOSE NOT LISTED

SEAL FAST COUPLED FIRE HOSE ASSEMBLIES

Double Jacket 800psi Test
Service Test 400psi
Working Pressure 270psi

Hose ID	Part Number	Description Double Jacket EPDM Tube 800# Test	List Price
1-1/2"	80-0042012110	1-1/2" X 50' DJ W/PL NST X 1-15/16"	
1-1/2"	80-0042012115	1-1/2" X 50' DJ W/PL NST X 2"	
1-1/2"	80-0042012120	1-1/2" X 50' DJ W/PL NPSH X 2"	
1-1/2"	80-0042015910	1-1/2" X 50' DJ W/RL NST 1-15/16"	
1-1/2"	80-0042015915	1-1/2" X 50' DJ W/RL NPSH X 1-15/16"	
1-1/2"	80-0042015920	1-1/2" X 50' DJ W/RL NST X 2"	
1-1/2"	80-0042015925	1-1/2" X 50' DJ W/RL NPSH X 2"	
1-1/2"	80-0042015910AL	1-1/2" X 50' DJ W/RL NST X 1-15/16" Aluminum	
1-1/2"	80-0041002012110	1-1/2" X 100' DJ W/PL NST X 2"	
1-1/2"	80-0041002012120	1-1/2" X 100' DJ W/PL NPSH X 2"	
1-1/2"	80-0041002015920	1-1/2" X 100' DJ W/RL NST X 2"	
1-1/2"	80-0041002015925	1-1/2" X 100' DJ W/RL NPSH X 2"	
1-1/2"	80-0041002015910AL	1-1/2" X 100' DJ W/RL NST X 1-15/16" Aluminum	
2-1/2"	80-1312012155	2-1/2" X 50' DJ W/PL NST X 3-1/8"	
2-1/2"	80-1312015960	2-1/2" X 50' DJ W/RL NPSH X 3-1/8"	
2-1/2"	80-1312015953	2-1/2" X 50' DJ W/RL NST X 3"	
2-1/2"	80-1312015921AL	2-1/2" X 50' DJ W/RL NST X 3" Aluminum	
2-1/2"	80-1311002012155	2-1/2" X 100' DJ W/PL NST X 3-1/8"	
2-1/2"	80-1311002012160	2-1/2" X 100' DJ W/PL NPSH X 3-1/8"	
2-1/2"	80-1311002015953	2-1/2" X 100' DJ W/RL NST X 3"	
2-1/2"	80-1311002015921AL	2-1/2" X 100' DJ W/RL NST X 3" Aluminum	

NITRILE COVERED FIRE HOSE - PERMALINE
100% SYNTHETIC - RED-WORKING PRESSURE 225PSI

This covered hose is a premium quality, abrasion resistant, chemical resistant, lightweight industrial fire hose. The one-piece cover/lining totally encompasses the synthetic reinforcement providing an industrial fire hose that is easy to use, clean and maintain. This hose is totally immune to mildew and resists the effects of most chemicals. Recommended 225 psi working pressure. **RED COVER**

HOSE SIZE	PART NO.	LENGTH	BOWL SIZE	WEIGHT PER LENGTH		LIST PRICE PER FOOT
				UNCOUPLED	COUPLED	
1-1/2"	**PERMALINE 150**	50 FEET	1-3/4"	10.5	11.5	
1-1/2"	**PERMALINE 150 100**	100 FEET	1-3/4"	21	23	
2-1/2"	**PERMALINE 250**	50 FEET	2-13/16"	19.5	21.5	
2-1/2"	**PERMALINE 250 100**	100 FEET	2-13/16"	39	43	

BRANDING IS ½ SERVICE TEST PRESSURE OR 250PSI
5% CUTTING CHARGE FOR ANY LENGTH HOSE NOT LISTED

SEAL FAST COUPLED FIRE HOSE ASSEMBLIES

500# Test
Service Test 250#
Working Pressure 225psi

NITRILE COVERED

Hose ID	Part Number	Description Nitril Covered 500# Test	List Price
1-1/2"	P1502035310	1-1/2" X 50' SJ W/PL NST X 1-3/4"	
1-1/2"	P1502035315	1-1/2" X 50' SJ W/PL NPSH X 1-3/4"	
1-1/2"	P1502035410	1-1/2" X 50' SJ W/RL NST X 1-3/4"	
1-1/2"	P1502035415	1-1/2" X 50' SJ W/RL NPSH X 1-3/4"	
1-1/2"	P1502035410AL	1-1/2" X 50'SJ W/RL NST X 1-3/4" Aluminum	
1-1/2"	P1502035415AL	1-1/2" X 50'SJ W/RL NPSH X 1-3/4" Aluminum	
1-1/2"	P1501002035310	1-1/2" X 100' SJ W/PL NST X 1-3/4"	
1-1/2"	P1501002035315	1-1/2" X 100' SJ W/PL NPSH X 1-3/4"	
1-1/2"	P1501002035410	1-1/2" X 100' SJ W/RL NST X 1-3/4"	
1-1/2"	P1501002035415	1-1/2" X 100' SJ W/RL NPSH X 1-3/4"	
1-1/2"	P1501002035410AL	1-1/2" X 100' SJ W/RL NST X 1-3/4" Aluminum	
1-1/2"	P1501002035415AL	1-1/2" X 100' SJ W/RL NPSH X 1-3/4" Aluminum	
2-1/2"	P2502035355	2-1/2" X 50' SJ W/PL NST X 2-13/16	
2-1/2"	P2502035360	2-1/2" X 50' SJ W/PL NPSH X 2-13/16	
2-1/2"	P2502035445	2-1/2" X 50' SJ W/RL NST X 2-13/16	
2-1/2"	P2502035450	2-1/2" X 50' SJ W/RL NPSH X 2-13/16	
2-1/2"	P2502035445AL	2-1/2" X 50' SJ W/RL NST X 2-13/16 Aluminum	
2-1/2"	P2502035451AL	2-1/2" X 50' SJ W/RL NPSH X 2-13/16 Aluminum	
2-1/2"	P2501002035355	2-1/2" X 100'SJ W/PL NST X 2-13/16	
2-1/2"	P2501002035360	2-1/2" X 100'SJ W/PL NPSH X 2-13/16	
2-1/2"	P2501002035445	2-1/2" X 100'SJ W/RL NST X 2-13/16	
2-1/2"	P2501002035450	2-1/2" X 100'SJ W/RL NPSH X 2-13/16	
2-1/2"	P2501002035445AL	2-1/2" X 100'SJ W/RL NST X 2-13/16 Aluminum	
2-1/2"	P2501002035451AL	2-1/2" X 100'SJ W/RL NPSH X 2-13/16 Aluminum	

FIRE HOSE - SINGLE JACKET - 500# TEST - RED POLYMERIC COATING EPDM LINING WORKING PRESSURE 135PSI

This hose is 100% polyester with a outer red polymeric coating having high ozone and abrasion resistance. Wide range of application including power plants, steel plants, mines and all other types of industry needing high visibility and maintenance free hose. Recommended 135 psi working pressure.

HOSE SIZE	PART NO.	LENGTH	BOWL SIZE	WEIGHT PER LENGTH		LIST PRICE PER FOOT
				UNCOUPLED	COUPLED	
1-1/2"	**NOVADURA150**	50 FEET	1-3/4"	10.5	11.5	
1-1/2"	**NOVADURA150 100**	100 FEET	1-3/4"	21	23	
2-1/2"	**NOVADURA250**	50 FEET	2-13/16"	19.5	21.5	
2-1/2"	**NOVADURA250 100**	100 FEET	2-13/16"	39	43	

BRANDING ½ SERVICE TEST PRESSURE OR 250PSI
5% CUTTING CHARGE FOR ANY LENGTH HOSE NOT LISTED

SEAL FAST COUPLED ASSEMBLIES

Single Jacket
500# Test
Service Test 250#
Working Pressure 135psi

Hose ID	Part Number	Description Single Jacket Red Coated 500# Test	List Price
1-1/2"	N1502035310	1-1/2" X 50' SJ W/PL NST X 1-3/4"	
1-1/2"	N1502035315	1-1/2" X 50' SJ W/PL NPSH X 1-3/4"	
1-1/2"	N1502035410	1-1/2" X 50' SJ W/RL NST X 1-3/4"	
1-1/2"	N1502035415	1-1/2" X 50' SJ W/RL NPSH X 1-3/4"	
1-1/2"	N1502035410AL	1-1/2" X 50' SJ W/RL NST X 1-3/4" Aluminum	
1-1/2"	N1502035415AL	1-1/2" X 50' SJ W/RL NPSH X 1-3/4" Aluminum	
1-1/2"	N1501002035310	1-1/2" X 100' SJ W/PL NST X 1-3/4"	
1-1/2"	N1501002035315	1-1/2" X 100' SJ W/PL NPSH X 1-3/4"	
1-1/2"	N1501002035410	1-1/2" X 100' SJ W/RL NST X 1-3/4"	
1-1/2"	N1501002035415	1-1/2" X 100' SJ W/RL NPSH X 1-3/4"	
1-1/2"	N1501002035410AL	1-1/2" X 100' SJ W/RL NST X 1-3/4" Aluminum	
1-1/2"	N1501002035415AL	1-1/2" X 100' SJ W/RL NPSH X 1-3/4" Aluminum	
2-1/2"	N2502035355	2-1/2" X 50' SJ W/PL NST X 2-13/16"	
2-1/2"	N2502035360	2-1/2" X 50' SJ W/PL NPSH X 2-13/16"	
2-1/2"	N2502035445	2-1/2" X 50' SJ W/RL NST X 2-13/16"	
2-1/2"	N2502035450	2-1/2" X 50' SJ W/RL NPSH X 2-13/16"	
2-1/2"	N2502035445AL	2-1/2" X 50' SJ W/RL NST X 2-13/16" Aluminum	
2-1/2"	N2502035451AL	2-1/2" X 50' SJ W/RL NPSH X 2-13/16" Aluminum	
2-1/2"	N2501002035355	2-1/2" X 100' SJ W/PL NST X 2-13/16"	
2-1/2"	N2501002035360	2-1/2" X 100' SJ W/PL NPSH X 2-13/16"	
2-1/2"	N2501002035445	2-1/2" X 100' SJ W/RL NST X 2-13/16"	
2-1/2"	N2501002035450	2-1/2" X 100' SJ W/RL NPSH X 2-13/16"	
2-1/2"	N2501002035445AL	2-1/2" X 100' SJ W/RL NST X 2-13/16" Aluminum	
2-1/2"	N2501002035451AL	2-1/2" X 100' SJ W/RL NPSH X 2-13/16" Aluminum	

FIRE HOSE - SINGLE JACKET - 500# TEST - YELLOW POLYMERIC COAT - EPDM LINING-WORKING PRESSURE 135PSI

This hose is 100% polyester with a outer yellow polymeric coating having high ozone and abrasion resistance. A wide range of applications including power plants, steel plants, mines and all other types of industry needing high visibility and maintenance free hose.

HOSE SIZE	PART NO.	LENGTH	BOWL SIZE	WEIGHT PER LENGTH		LIST PRICE PER FOOT
				UNCOUPLED	COUPLED	
1-1/2"	**NOVADURA150Y**	50 FEET	1-3/4"	10.5	11.5	
1-1/2"	**NOVADURA150Y 100**	100 FEET	1-3/4"	21	23	
2-1/2"	**NOVADURA250Y**	50 FEET	2-13/16"	19.5	21.5	
2-1/2"	**NOVADURA250Y 100**	100 FEET	2-13/16"	39	43	

BRANDING ½ SERVICE TEST PRESSURE OR 250PSI
5% CUTTING CHARGE FOR ANY LENGTH HOSE NOT LISTED

SEAL FAST COUPLED ASSEMBLIES

Single Jacket
500# Test
Working Pressure 135psi

Hose ID	Part Number	Description Single Jacket Yellow Coated 500# Test	List Price
1-1/2"	NY1502035310	1-1/2" X 50' SJ W/PL NST X 1-3/4"	
1-1/2"	NY1502035315	1-1/2" X 50' SJ W/PL NPSH X 1-3/4"	
1-1/2"	NY1502035410	1-1/2" X 50' SJ W/RL NST X 1-3/4"	
1-1/2"	NY1502035415	1-1/2" X 50' SJ W/RL NPSH X 1-3/4"	
1-1/2"	NY1502035410AL	1-1/2" X 50' SJ W/RL NST X 1-3/4"	
1-1/2"	NY1502035415AL	1-1/2" X 50' SJ W/RL NPSH X 1-3/4"	
1-1/2"	NY1501002035310	1-1/2" X 100' SJ W/PL NST X 1-3/4"	
1-1/2"	NY1501002035315	1-1/2" X 100' SJ W/PL NPSH X 1-3/4"	
1-1/2"	NY1501002035410	1-1/2" X 100' SJ W/RL NST X 1-3/4"	
1-1/2"	NY1501002035415	1-1/2" X 100' SJ W/RL NPSH X 1-3/4"	
1-1/2"	NY1501002035410AL	1-1/2" X 100' SJ W/RL NST X 1-3/4"	
1-1/2"	NY1501002035415AL	1-1/2" X 100' SJ W/RL NPSH X 1-3/4"	
2-1/2"	NY2502035355	2-1/2" X 50' SJ W/PL NST X 2-13/16"	
2-1/2"	NY2502035360	2-1/2" X 50' SJ W/PL NPSH X 2-13/16"	
2-1/2"	NY2502035445	2-1/2" X 50' SJ W/RL NST X 2-13/16"	
2-1/2"	NY2502035450	2-1/2" X 50' SJ W/RL NPSH X 2-13/16"	
2-1/2"	NY2502035445AL	2-1/2" X 50' SJ W/RL NST X 2-13/16"	
2-1/2"	NY2502035451AL	2-1/2" X 50' SJ W/RL NPSH X 2-13/16"	
2-1/2"	NY2501002035355	2-1/2" X 100' SJ W/PL NST X 2-13/16"	
2-1/2"	NY2501002035360	2-1/2" X 100' SJ W/PL NPSH X 2-13/16"	
2-1/2"	NY2501002035445	2-1/2" X 100' SJ W/RL NST X 2-13/16"	
2-1/2"	NY2501002035450	2-1/2" X 100' SJ W/RL NPSH X 2-13/16"	
2-1/2"	NY2501002035445AL	2-1/2" X 100' SJ W/RL NST X 2-13/16"	
2-1/2"	NY2501002035451AL	2-1/2" X 100' SJ W/RL NPSH X 2-13/16"	

FORESTRY HOSE - 100% POLYESTER - 500# TEST YELLOW COVER

Forestry hose light weight 100% polyester in oxford weave. Lining is patented lamination of tropicalized rubber. This hose is ideal to combat forest fires with controlled water percolation and resistant to abrasion and heat. Cover is yellow for high visibility. Recommended 125 psi working pressure.

HOSE SIZE	PART NO.	LENGTH	BOWL SIZE	WEIGHT PER LENGTH		LIST PRICE PER FOOT
				UNCOUPLED	COUPLED	
1-1/2"	**FORESTRY150**	50 FEET	1-3/4"	5	6	
1-1/2"	**FORESTRY150 100**	100 FEET	1-3/4"	11	12	

BRANDING ½ SERVICE TEST PRESSURE 250PSI

Storz Fittings

Storz X Female

Part Number	Size	List Price
ST4025FNH	4 X 2-1/2 NST	
ST5025FNH	5 X 2-1/2 NST	
ST5045FNH	5 X 4-1/2 NST	
ST5040FNPT	5 X 4 NPT	
ST5050FNPT	5 X 5 NPT	
ST5060FNPT	5 X 6 NPT	

Storz X RL Swivel Female

Part Number	Size	List Price
ST4025FSNST	4 X 2-1/2 NST	
ST4040FSNST	4 X 4 NST	
ST4045FSNST	4 X 4-1/2 NST	
ST5025FSNST	5 X 2-1/2 NST	
ST5040FSNST	5 X 4 NST	
ST5045FSNST	5 X 4-1/2 NST	

Storz X Rigid Male Adapter

Part Number	Size	List Price
ST2525MNST	2-1/2 X 2-1/2 NST	
ST4025MNST	4 X 2-1/2 NST	
ST5025MNST	5 X 2-1/2 NST	
ST5045MNST	5 X 4-1/2 NST	

Storz Cap

Part Number	Size	List Price
ST40	4	
ST50	5	

P

Single Jacket Brass Pin Lug

Brass **20353**

Part Number	Size	List Price
2035310	1-1/2" NST X1-3/4"	
2035315	1-1/2" NPSH X 1-3/4"	
2035320	1-1/2" NST X 1-7/8"	
2035325	1-1/2" NPSH X 1-7/8"	
2035330	1-1/2" NST X 1-13/16"	
2035335	1-1/2" NPSH X 1-13/16"	
2035345	2-1/2" NST X 2-7/8"	
2035350	2-1/2" NPSH X 2-7/8"	
2035355	2-1/2" NST X 2-13/16"	
2035360	2-1/2" NPSH X 2-13/16"	

Single Jacket Brass Rocker Lug

Brass **20354**

Part Number	Size	List Price
2035410	1-1/2" NST X 1-3/4"	
2035415	1-1/2" NPSH X 1-3/4"	
2035420	1-1/2" NST X 1-7/8"	
2035425	1-1/2" NPSH X 1-7/8"	
2035430	1-1/2" NST X 1-13/16"	
2035435	1-1/2" NPSH X 1-13/16"	
2035440	2-1/2" NST X 2-7/8"	
2035445	2-1/2" NST X 2-13/16"	
2035450	2-1/2" NPSH X 2-13/16"	

Rack & Reel Brass Pin Lug

20119

Part Number	Size	List Price
2011910	1-1/2" NST X 1-11/16"	
2011915	1-1/2" NPSH X 1-11/16"	

Double Jacket Brass Rocker Lug

Brass **20159**

Part Number	Size	List Price
2015910	1-1/2" NST X 1-15/16"	
2015915	1-1/2" NPSH X 1-15/16"	
2015920	1-1/2" NST X 2"	
2015925	1-1/2" NPSH X 2"	
2015930	1-1/2" NST X 2-1/16"	
2015935	1-1/2" NPSH X 2-1/16"	
2015953	2-1/2" NST X 3"	

Double Jacket Brass Pin Lug

Brass **20121**

Part Number	Size	List Price
2012110	1-1/2" NST X 1-15/16"	
2012120	1-1/2" NPSH X 2"	
2012125	1-1/2" NST X 2-1/16"	
2012130	1-1/2" NPSH X 2-1/16"	
2012145	2-1/2" NPSH X 2-15/16"	
2012150	2-1/2" NPSH X 3-1/16"	
2012165	2-1/2" NST X 3"	

Aluminum Rocker Lug

Single Jacket

20354

Double Jacket

20159
20121

Part Number	Size	List Price
2035410AL	1-1/2" NST X 1-3/4"	
2035415AL	1-1/2" NPSH X 1-3/4"	
2015910AL	1-1/2" NST X 1-15/16"	
2017510AL	1-3/4" X 1-1/2" NST X 2-1/6"	
2035418AL	2" NPSH X 2-3/16"	
2035421AL	2" NST X 2-3/16"	
2035424AL	2" NST X 2-5/16"	
2035427AL	1-1/2" NST X 1-3/4 FORESTRY	
2035435AL	2" NPSH X 2-5/16"	
2035438AL	2-1/2" NPSH X 2-3/4"	
2035442AL	2-1/2" NST X 2-3/4"	
2035445AL	2-1/2" NST X 2-13/16"	
2035451AL	2-1/2" NPSH X 2-13/16"	
2035462AL	2-1/2" NST X 2-15/16"	
2035465AL	2-1/2" NPSH X 2-3/16"	
2015921AL	2-1/2" NST X 3"	

Brass Expansion Rings

22129

Part Number	Size	List Price
2212915	1-1/2" X 3/4"	
2212920	1-1/2" X 1"	
2212925	1-1/2" X 1-1/4"	
2212930	2" X 1"	
2212935	2" X 1-1/4"	
2212940	2-7/16" X 1-1/4"	
2212945	2-7/16" X 1-1/2"	

Brass

Brass Swivels

19215

100 psi wpm

Swivel Adapters - Pin Lug - Brass

Part Number	Size	List Price
1921520	1-1/2" F NST X 1-1/2" M NPT	
1921547	1-1/2" F NPSH X 1-1/2" M NPT	
1921550	2-1/2" F NST X 2" M NPT	
1921570	2-1/2" F NST X 2-1/2" M NPT	
1921580	2-1/2" F NST X 3" M NPT	

Aluminum Couplings Hard Coat

100 psi wpm

19215
Female X Male Swivel

Part Number	Size	List Price
1921522AL	1-1/2" FNST X 1-1/2" MNST	
1921523AL	1-1/2" FNST X 1-1/2" MNPT	
1921572AL	2-1/2" FNST X 2-1/2" MNST	
1921573AL	2-1/2" FNST X 2-1/2" MNPT	

Tail Gaskets SBR

Part Number	Description	I.D.	O.D.	Thick	List Price
G12020	1-1/2" SJ Tail	1-9/16	1-29/32	3/16	
G12016	1-1/2" DJ Tail	1-5/8	2-1/32	3/16	
G12036	2" Tail	2-3/32	2-5/8	3/16	
G12046	2-1/2" SJ Tail	2-9/16	3-1/32	1/4	
G12044	2-1/2" DJ Tail	2-5/8	3-5/32	1/4	

Swivel Gaskets SBR

Part Number	Description	I.D.	O.D.	Thick	List Price
G12011	1-1/2" NPSH Swivel	1-17/32	2-1/16	1/8	
G12015	1-1/2" NST Swivel	1-37/64	2-1/16	1/8	
G12038	2" Swivel	2-1/16	2-5/8	1/8	
G12042	2-1/2" NPSH Swivel	2-7/16	3-3/16	3/16	
G12041	2-1/2" NST Swivel	2-1/2	3-7/32	3/16	

Gated Wyes

505

506

Forestry Wyes (Lightweight Alloy)

505 1” Female NPSH x 1” Male NPSH x 1” Male NPSH
Weight 2.1 lbs.
506 1-1/2” Female NST x 1-1/2” Female NST x 1-1/2” Female NST
Weight 2.3 lbs.

List Price $

Maximum working pressure is 200psi. All flow rates are based on 100psi

520

530

Leader Line Wye (Lightweight Alloy)

520 2-1/2” FNST x 1-1/2” MNST x 1-1/2” MNST
530 2-1/2” FNST x 1-1/2 MNST x 1-1/2 MNST
Self Locking handle for positive positioning

List Price $

Maximum working pressure is 200psi. All flow rates are based on 100psi

540

541

Hydrant Wye (Lightweight Alloy)

540 2-1/2” Female NST x 2-1/2” MNST x 2-1/2” MNST
541 2-1/2” Female NST x 2-1/2” MNST x 2-1/2” MNST

Self Locking handle for positive positioning

List Price $

Maximum working pressure is 200psi. All flow rates are based on 100psi

P

Industrial Monitors

Nozzle Not Included

611-1

FM APPROVED

FM Approved-Single Water Monitor

Corrosion resistant bronze construction. Ideal for Marine, Offshore, Industrial or other corrosive environments. Full 3” Water way flows up to 1250 GPM. Full 360 degree rotation with positive twist lock. Vertical travel from 70 degrees above to 70 degrees below horizontal. Vertical travel is controlled by hand wheel with worm gear fully enclosed. Worm Gear is protected from elements with double row Stainless Steel Ball Bearings at all rotation joints.

4” Male Flange Inlet x 2-1/2” NST Outlet

1250 GPM, Height 16 in., Width 15 in., Weight 56 lbs.

611 4” NPT X 2-1/2 NST outlet
611-1 4” Flange X 2-1/2 NST outlet

List Price $



Nozzle Not Included

FM APPROVED

636-1

FM Approved-Dual Waterway Monitor

Corrosion Resistant Bronze construction
Flows up to 750 GPM
Full 360 degree rotation with positive twist lock
Vertical travel of 130 degree from 70 degrees above to 60 degrees below horizontal.

4” NPT Male or 4” Flanged x 2-1/2” NST Outlet

750GPM, Height 18 in., Width 14 in., Weight 4.5 lbs.

636 4” NPT X 2-1/2 NST outlet
636-1 4” Flange X 2-1/2 NST outlet

List Price $

Nozzle Industrial Monitor

Nozzle not included

FM APPROVED

649 (4"NPT)
649-1 (4" Flanged)

Single Waterway Monitor

FM Approved
Corrosion resistant bronze construction ideal for Marine, Offshore, Industrial or other corrosive environments.
Full 3" Waterway.
Flow up to 1250 GPM.
360 degree horizontal and 150 degree vertical.
Travel 90 degree above to 60 degree below.
Horizontal positive friction locks on both horizontal and vertical travel.

4" Male NPT or 4" Flanged Inlet x 2-1/2" NST Outlet.

1250 GPM, Height 17 in., Width 11.5 in., Weight 54 lbs.

List Price $

FM APPROVED

Nozzle not included

736 (4" NPT)
736-1 (4" Flanged)

Single Waterway Monitor Seamless Brass Tube Construction

2.5" Waterway
Flows up to 1250 GPM.
360 degree horizontal and 135 degree vertical.
Travel 90 degree above to 45 degree below horizontal.
Positive friction locks on both horizontal and vertical travel.
Low friction loss.

4" Male NPT or 4" Flanged Inlet x 2-1/2" NST Outlet.

1250 GPM, Height 18 in., Width 18 in., Weight 45 lbs.

List Price $

699

Hydrant Mount

Allows a monitor to be mounted on any 2-1/2" Hydrant Outlet.
Adjustable Height: From 17" to 28" from ground.
Length 9-1/2" from swivel to middle of flange 2-1/2" Swivel Inlet NST.

4" ANSI Outlet Flange

Weight 40 lbs.

List Price $

P

Master Stream Nozzles

830

Automatic Fixed Pressure Master Stream Nozzle

Lightweight alloy.
Automatically adjust to changes in flow and pressure.
Maintains constant operating pressure over a wide range of flows.
Flow from 300 to 1000 GPM.
Pattern easily changed with large control handling.

830 2-1/2” NST Swivel Inlet Length: 8.2” Weight: 13 lbs.

List Price $

818, 819, 820

Constant Gallonage Master Stream Nozzle

Vary flow settings with an easy turn of the baffle, spinning teeth.

1-1/2” NST Inlet:

818 15, 30, 45 GPM Length: 6” Weight: 2 lbs.

819 60, 95, 125 GPM Length: 6” Weight: 2 lbs.

820 200, 250, 350 GPM Length: 6” Weight: 2 lbs.

List Price $

822
823

FM
APPROVED

822-BC
823-BC

Master Stream Nozzle

Vary flow settings with easy turn of the baffle fixed teeth.
Built-in stream shaper.
823-BC FM Approved

Part Number	Inlet	Material	Flow	Length	Weight	List Price
822	2-1/2NST	Alloy	250, 375, 500 GPM	7	4 lbs	
822-BC	2-1/2NST	Bronze	250, 375, 500 GPM	7	12.5 lbs	
823	2-1/2NST	Alloy	300, 500, 700 GPM	7	4 lbs	
823-BC	2-1/2NST	Bronze	300, 500, 700 GPM	7	12.5 lbs	

P

Siamese & Wyes

545

Suction Siamese (Lightweight Alloy)

Used as suction inlet collector for pumpers.
Self Locking handle.

545 (2) 2-1/2" Female NST Swivel Inlets with Strainers x 2-1/2" Male NST Outlet

Weight 15.1 lbs.

List Price $

Maximum working pressure is 200psi. All flow rates are based on 100psi.

555

3 Way Suction Siamese (Lightweight Alloy)

Used as suction collector for Pumpers
Self Locking Handle

555 (3) 2-1/2" Female NST Swivel Inlets with Strainer x 2-1/2" Female NST Outlet.

Weight 20 lbs.

List Price $

Maximum working pressure is 200psi. All flow rates are based on 100psi.

585

Siamese Clapper Valve (Lightweight Alloy)

585 (2) 2-1/2" Female NST Swivel Inlets x 2-1/2" Male NST Outlet.

Weight 6.4 lbs.

List Price $

Maximum working pressure is 200psi. All flow rates are based on 100psi.

P

587

Plain Wye (Light Weight Alloy)

587 2-1/2" Female NST Inlet x (2) 2-1/2" Male NST Outlets

Weight 4.3 lbs.

List Price $

Maximum working pressure is 200psi. All flow rates are based on 100psi.

Gated Wyes

550

3 - Way Hydrant Wye

550 2-1/2" Female NST x (3) 2-1/2" Male NST
Self Locking Handle

Weight 21.6 lbs.

List Price $

Maximum working pressure is 200psi. All flow rates are based on 100psi.

520-BC

Brass Wye Bronze Construction Leader Line Wye

520 BC 2-1/2" Female NST x 1-1/2" MNST x 1-1/2" MNST

Weight 9 lbs.

List Price $

Maximum working pressure is 200psi. All flow rates are based on 100psi.

540-BC

Hydrant Wye

Bronze Construction

540 BC 2-1/2 Female NST x 1-1/2" MNST x 1-1/2" MNST

Weight 33 lbs.

List Price $

Maximum working pressure is 200psi. All flow rates are based on 100psi.

510

Water Thief (Lightweight Alloy)

Self Locking Handle.
Used for laying, extending or adding 1-1/2" or 2-1/2" lines without interfering with operation of other lines.

510 2-1/2" Female NST x 2-1/2" Male NST x (2) 1-1/2" Male NST

Weight 13.5 lbs.

List Price $

Maximum working pressure is 200psi. All flow rates are based on 100psi.

Hydrant and Gate Valve

595

2-1/2" Hydrant Valve (Lightweight Alloy)

2-1/2" Full Flow Waterway

Self Locking Handle for positive positioning

595 2-1/2" Female NST x 2-1/2" Male NST

Weight 7 lbs.

List Price $

Maximum working pressure is 200psi. All flow rates are based on 100psi.

596

2-1/2" Gate Valve (Lightweight Alloy)

Wedge Seat Gate Valve

Non-rising stem design

Crank Handle

596 2-1/2" Female NST x 2-1/2" Male Outlet

Weight 4.5 lbs.

List Price $

Maximum working pressure is 200psi. All flow rates are based on 100psi.

SELECTABLE GALLONAGE NOZZLES

Constant flow select gallonage with multiple flow settings.
Selected flow remains constant regardless of pattern change
Multiple pattern detents for positive positioning of pattern
Low through life maintenance due to the use of top quality materials
Conforms to all aspects of NFPA 1964 (Spray Nozzles, Shutoff and Tips)

Standard optimum operating pressure 100 psi
Combination of fog and straight stream
Superb wide fog pattern for 0ptimum personal protection
Excellent performance at pressures as little as 50 psi
Flush without shutting down

Maximum working pressure is 200psi. All flow rates are based on 100psi.

Model	Flow (G.P.M.)	Thread	Weight (Lbs.)	Length	List Price
366	30-60-95-125	1-1/2" NST	3.5	8.5"	
367AP	95-125-150-200	1-1/2" NST	5.5	9.8"	
368	95-125-150-200-250	2-1/2" NST	5.9	10.8"	

MARINE NOZZLES

These nozzles are designed and manufactured for fire fighting in the harsh marine environment. These meet the performance requirement of US Coast Guard and US MIL-N-24408, Type 1. Both of these nozzles are ideal for application of AFFF Foam.

Bronze construction
US Coast Guard approval number: 162.027/17/0
Heavy duty chrome plated metal shutoff ball ensure a smooth action and long dependable service life.
Self-adjusting Teflon seat

Bronze construction
US Coast Guard approval number: 162.027/18/0
Meets US Coast Guard specifications for fighting fires with drafted water
Combination fog and straight stream
Non clogging design

Maximum working pressure is 200psi. All flow rates are based on 100psi.

Model	Flow (G.P.M.)	Thread	Weight (Lbs.)	Length	List Price
372BC	95	1-1/2" NST	7.7	8.1"	
382	55	1-1/2" NST	6.5	11.2"	

BALL SHUTOFF NOZZLES

101BC

101

Bronze construction
Pistol Grip
1" Waterway
1-1/2" Swivel female NST by 1-1/2" male outlet NST.

Ligtht weight alloy
Pistol Grip
1" Waterway
1-1/2" Swivel female NST by 1-1/2" male outlet NST.

Maximum working pressure is 200psi. All flow rates are based on 100psi.

Model	Description	List Price
101BC	1-1/2" Swivel Female NST X 1-1/2" Male Outlet NST. Bronze	
101	1-1/2" Swivel Female NST X 1-1/2" Male Outlet NST. Alloy	

SMOOTH BORE NOZZLES TIPS

105

106

Handline Tip
1-1/2" Base Thread By 1-1/2" Outlet Thread.
7/8" Discharge

Plain tip
1-1/2" NST Inlet.
1-3/8" discharge.

Maximum working pressure is 200psi. All flow rates are based on 100psi.

Model	Description	List Price
105	1-1/2" Base NST X 1-1/2" Tip NST.	
106	1-1/2" Base NST.	

Aluminum Couplings Hard Coat

19115
Female X Female Swivel
100 psi working pressure max

Part Number	Size	List Price
1911526AL	1-1/2" FNST X 1-1/2" FNST	
1911527AL	1-1/2" FNPSH X 1-1/2" FNST	
1911561AL	2-1/2" FNST X 2-1/2" FNST	
1911562AL	2-1/2" FNPSH X 2-1/2" FNST	

Double Male Hex Nipple Brass

Brass
100 psi working pressure max **24146**

Part Number	Size	List Price
2414620	1-1/2” M NST X 1-1/2” M NST	
2414625	1-1/2” M NST X 1-1/2” M NPT	
2414630	1-1/2” M NPT X 1-1/2” M NPSH	
2414635	2-1/2” M NPT X 1-1/2” M NST	
2414640	2-1/2” M NST X 1-1/2 M NPT	
2414650	2-1/2” M NST X 1-1/2” M NST	
2414655	2-1/2” M NST X 2” M NST	
2414660	2-1/2” M NPSH X 2” M NST	
2414665	2-1/2” M NST X 2” M NPT	
2414673	2-1/2” M NST X 2-1/2” M NPT	
2414675	2-1/2” M NST X 2-1/2” M NST	
2414682	3” M NPT X 2-1/2” M NST	
2414690	4” M NST X 4” M NPT	
2414692	4-1/2” M NST X 4” M NPT	

Aluminum Couplings Hard Coat

14146
Male X Male

100 psi working pressure max

Part Number	Size	List Price
2414622AL	1-1/2" MNST X 1-1/2" MNST	
2414623AL	1-1/2" MNST X 1-1/2" MNPT	
2414624AL	1-1/2" MNST X 1-1/2" MNPSH	
2414677AL	2-1/2" MNST X 2-1/2" MNST HEX	
2414678AL	2-1/2" MNST X 2-1/2" MNPT	

Female x Male Reducer - Brass

Brass 100 psi working pressure max **19130**

Part Number	Size	List Price
1913009	1-1/2” F NST X 3/4” M GHT	
1913011	1-1/2” F NST X 1” M NPT	
1913013	1-1/2” F NST X 1” M NPSH	
1913036	2-1/2” F NST X 3/4” M NPT	
1913037	2-1/2” F NST X 3/4” M GHT	
1913039	2-1/2” F NST X 1” M NPSH	
1913045	2-1/2” F NPT X 1-1/2” M NST	
1913050	2-1/2” F NPSH X 1-1/2” M NPT	
1913053	2-1/2” F NPSH X 1-1/2” M NST	
1913055	2-1/2” F NST X 1-1/2” M NPT	
1913057	2-1/2” F NST X 1-1/2 M NST	
1913060	2-1/2” F NST X 2” M NPT	
1913062	2-1/2” F NST X 2” M NPSH	
1913065	2-1/2” F NST X 2” M NST	
1913067	2-1/2” F NPSH X 2” M NPT	
1913069	2-1/2” F NPSH X 2” M NST	
1913071	2-1/2” F NST X 1-1/2 M NPSH	
1913075	3” F NPT X 2-1/2” M NST	
New Orleans Sewage Thread		
1913077	2-1/2" FNOST X 1-1/2" MNPT	
1913078	2-1/2" FNOST X 2" MNPT	

Brass Swivels

Brass **19115**
100 psi working pressure max

Double Female Swivel - Brass

Part Number	Size	List Price
1911520	1-1/2” FNST X 1-1/2” FNST	
1911525	1-1/2” FNPT X 1-1/2” FNST	
1911530	1-1/2” FNPSH X 1-1/2” FNST	
1911531	1-1/2” FNPSH X 1-1/2” FNPSH	
1911535	1-1/2” FNPT X 1-1/2” FNPSH	
1911545	2-1/2" FNST X 1-1/2" FNPT	
1911555	2-1/2” FNPT X 2-1/2” FNST	
1911560	2-1/2” FNST X 2-1/2” FNST	

Female x Male Hex Nipple - Brass

100 psi working pressure max

Brass

24155

Part Number	Size	List Price
2415517	3/4” F GHT X 3/4” M NPT	
2415518	3/4” F GHT X 1” M NPT	
2415520	1” F NPT X 3/4” M GHT	
2415523	1-1/2” F NST X 1” M NPT	
2415525	1-1/2” F NPT X 1-1/2” M NST	
2415530	1-1/2” F NPSH X 1-1/2” M NPSH	
2415535	1-1/2” F NST X 1-1/2” M NPT	
2415540	2-1/2” F NPT X 1-1/2” M NST	
2415545	2-1/2” F NST X 1-1/2” M NST	
2415548	2-1/2” F NST X 2” M NPT	
241555	1-1/2” F NPT X 1” M NPT	
2415550	2-1/2” F NPSH X 2-1/2" M NPT	
2415555	2-1/2” F NST X 2-1/2" M NST	
2415560	2-1/2” F NST X 2-1/2" M NPT	
2415570	2-1/2” F NPT X 2-1/2” M NST	
2415571	3” F NPT X 2-1/2” M NST	
2415580	2-1/2” F NPSH X 2-1/2" M NST	
2415590	4” F NST X 2-1/2 M NST	
2415593	4-1/2” F NST X 2-1/2 M NST	

Female x Female - Hex - Brass

24156

Brass

100 psi working pressure max

Part Number	Size	List Price
2415620	1-1/2” F NST X 1-1/2” F NST	
2415625	1-1/2” F NST X 1-1/2” F NPT	
2415660	2-1/2” F NPT X 2-1/2” F NST	
2415665	2-1/2” F NST X 2-1/2” F NST	

Female x Male - Pin Lug - Brass

Brass 100 psi working pressure max **19140**

Part Number	Size	List Price
1914020	1-1/2” F NST X 1-1/2” M NPT	
1914025	1-1/2” F NPSH X 1-1/2” M NST	
1914040	2-1/2” F NST X 2-1/2” M NPT	
1914050	2-1/2” F NPSH X 2-1/2” M NST	

Double Male Pin Lug - Brass

Brass 100 psi working pressure max **19114**

Part Number	Size	List Price
1911421	1-1/2” M NPSH X 1-1/2” M NPSH R/L	
1911450	2-1/2” M NPSH X 2-1/2” M NPT	
1911455	2-1/2” M NPSH X 2-1/2” M NST	

Plug & Chain - Brass

Plug
Brass
NST

Not intended for pressure. **2712725**

Part Number	Size	List Price
2712725	2-1/2" NST (Plug)	

Cap & Chain

27126 Brass Cap

2500 Plastic Cap

Not intended for pressure.

Part Number	Size	List Price
2712630	1-1/2" NST Brass	
2712640	1-1/2" NPSH Brass	
2712650	2-1/2" NST Brass	
2712660	2-1/2" NPSH Brass	
2712662	4" NST Brass	
2712665	4-1/2" NST Brass	
2712630AL	1-1/2" NST HARD COAT ALUMINUM	
2500	2-1/2" NST (Plastic)	

Hex Female x Male Adapter - Brass

Brass 100 psi working pressure max **25216**

Part Number	Size	List Price
2521632	1-1/2” F NST X 2” M NST	
2521640	1-1/2” F NST X 2-1/2” M NST	
2521642	1-1/2” F NPT X 2-1/2" M NST	
2521650	2” F NPT X 2-1/2" M NST	
2521677	2-1/2” F NST X 3" M NPT	
2521680	4” F NPT X 4-1/2 M NST	

P

Plain Wye

Divide One Stream Into Two

100 psi

Brass
Body Red Paint

14106

Part Number	Size	List Price
1410610	1-1/2" NST X 1-1/2" NST X 1-1/2" NST	
1410612	2-1/2" NST X 1-1/2" NST X 1-1/2" NST	
1410615	2-1/2" NST X 2-1/2" NST X 2-1/2" NST	

90° Single Clapper Siamese

"Auto-Spkr."

3120215
NPT x NST x NST

Brass

Part Number	Size	List Price
3120215	4" X 2-1/2" X 2-1/2"	

Angle Hose Valve

Brass

Female X Male
150 psi
water

28157

Part Number	Size	List Price
2815725	1-1/2" F NPT X 1-1/2" M NST	
2815735	1-1/2" F NPT X 1-1/2" M NPSH	
2815750	2-1/2" F NPT X 2-1/2" M NST	

Non-Rising Stem 200# Gate Valve

2928150

Cast Brass

Complete
with Cap
& Chain

Note: Not recomended for **Wet Standpipe** system, use part number **28157** for this application.

Part Number	Size	List Price
2928150	2-1/2" F NPT X 2-1/2" M NST	

Double Clapper Siamese Y-type

Branding "Standpipe"

Brass

31132

Part Number	Size	List Price
3113210	4" NPT X 2-1/2" NST X 2-1/2" NST	

Leader Line Siamese Quarter-Turn Ball Type

Brass
Iron Handle

150 psi
water

1733730

Part Number	Size	List Price
1733730	2-1/2" NH X 1-1/2" NH X 1-1/2" NH	
1733731	2-1/2" NPSH X 1-1/2" NH X 1-1/2" NH	

Angle Hose Valve

Brass

Female X Female
150 psi
water

28158

Part Number	Size	List Price
2815825	1-1/2" F NPT X 1-1/2" F NPT	
2815855	2-1/2" F NPT X 2-1/2" F NPT	

Spanner Wrench

Zinc Plated



Part Number	Size	List Price
SP 150	1-1/2"	
SP 200	2"	
SP 250	2-1/2	
SP 300	3"	
SP 400	4"	

P

Sidewalk Siamese Two Way

31207
Consists of:
3113315 or 16
27127
3340410
3440510

Branding
3113315 "Standpipe"
3113316 "Auto-Spkr."
90°

Plug
Brass
NST
2712725

3440510
Sidewalk
Escutcheon Plate

Sleeve
3340410
18" Long

Part Number	Description	List Price	Part Number	Description	List Price
3113315	4" NPT X 2-1/2" NST X 2-1/2" NST		3340410	4" X 18" Sleeve	
3113316	4" NPT X 2-1/2" NST X 2-1/2" NST		3440510	4" Escutcheon Plate Standpipe	
2712725	2-1/2" NST (Plug with Chain)				

Sidewalk Escutcheon Plate

3420920
(use with 3120110)

Size	List Price
4"	

"Y" Type "Short Body" Single Clapper



3120110
NPT x NST x NST

UL Listed
FM Approved,
ULC
Auto-Spkr

Size	List Price
4" X 2-1/2" X 2-1/2"	

P

Brass Nozzle

10464
Satin Brass

100 psi

Part Number	Description	List Price
1046432	1-1/2" NPSH non-UL	
1046433	1-1/2" NST non-UL	

Industrial Fog Nozzles

ULC Approved
Shut-off - Straight-Stream - Fog

10403
Plastic

100 psi

2520NST
Plastic

Part Number	Description	List Price
1040310	3/4" GHT Green	
1040320	1" NPSH Red	
1040321	1" NST Red	
1040330	1-1/2" NPSH Red	
1040331	1-1/2" NST Red	
1040351	2-1/2" NST Red	

Hose Pipes



13107
Plastic Red

100 psi

Part Number	Description	List Price
1310710P	1-1/2" NST 1/2" orifice	
1310720P	1-1/2" NPSH 1/2" orifice	

Industrial Fog Nozzles

UL Approved

10464
Satin Brass
Class A & B Fires

Shut Off
Straight Stream
Fog

100 psi

Part Number	Description	List Price
1046420	1" NPSH	
1046421	1" NST	
1046430	1-1/2" NPSH	
1046431	1-1/2" NST	
1046450	2-1/2" NPSH	
1046451	2-1/2" NST	

Plastic Nozzle

Red Plastic Nozzle

100 psi

Part Number	Description	List Price
1040332	1-1/2" NPSH non-UL Red Plastic	
1040333	1-1/2" NST non-UL Red Plastic	

Hose Pipes

13107
NPSH-NST-GHT
Yellow
Brass

100 psi water only
Not for hot water

Part Number	Description	Orifice	List Price
1310710	3/4" GHT X 6"	1/4	
1310715	3/4" NPSH X 6"	1/4	
1310720	1" NPSH X 8"	5/16	
1310730	1-1/4" NPSH X 9"	7/16	
1310740	1-1/2" NPSH X 10"	1/2	
1310741	1-1/2" NST X 10"	1/2	
1310760	2" NPSH X 10"	5/8	
1310770	2-1/2" NST X 12"	1	
1310771	2-1/2" NPSH X 12"	1	

P

NOZZLE GALLONS PER MINUTE

NOZZLE STYLE AND SIZE	INLET PSI	PRESSURE KPA	STRAIGHT STREAM GPM	STRAIGHT STREAM IPM	30 GPM	30 IPM	60 GPM	60 IPM	90 GPM	90 IPM
	50	345	18	68	21	79	24	91	27	102
02-464	75	517	22	83	25	95	28	106	32	121
1"	100	690	24	91	28	106	32	121	36	136
	50	345	45	170	50	189	55	208	60	227
02-464	75	517	50	189	55	208	65	246	75	284
1-1/2"	100	690	55	208	60	227	75	284	85	322
	50	345	90	341	120	454	130	492	145	549
02-464	75	517	100	379	140	530	150	568	180	681
2-1/2"	100	690	110	416	165	625	180	681	205	776

	THREADS PER INCH		THREADS PER INCH	
	8	9	11	11-1/2
1-1/2" SIZE	**2.100 (NYFD)**	**1.990 (NST)**	**2.093 (NYCORP)**	**1.878 (NPSH)**
	THREADS PER INCH		**THREADS PER INCH**	
	6	7	7-1/2	8
2-1/2" SIZE	**3.058** **3.093** **3.125** **3.156** **3.187** **3.234** **3.250** **3.312** **3.062(PITTSBURGH)**	**3.13**	**2.990(CHICAGO)** **3.062(NST)** **3.125(DETROIT)**	**3.062** **3.093** **3.140** **3.156** **3.312** **3.031(NYFD)** **3.00(NY CORP)** **2.841(NPSH)** **3.078(CLEVELAND)**

P

Cast Iron Painted Red

Universal Spanner

2623350

Adjustable Combination Spanner

Steel Handle With Cast Iron Zinc Plated Head

2619050



2623350

Hydrant Wrench Non Slip

Zinc Plated

Part Number	Description	List Price
HW731	Square & Pentagon up to 1"	
HW732	Square & Pentagon larger than 1"	

Spanner Wrench

Zinc Plated

Part Number	Size	List Price	Part Number	Size	List Price
SP 150	1-1/2"		SP 300	3"	
SP 200	2"		SP 400	4"	
SP 250	2-1/2				

Hose Reels

Open Spring-Driven Reels Epoxy Coated Steel

Reels With Hose 35' & 50' Hose Low Pressure (300psi)

Part Number	Size	List Price
GSA-2L35-P	1/4" X 35'	
GSA-3L35-P	3/8" X 35'	
GSA-3L50-P	3/8" X 50'	
GSA-4L50-P	1/2" X 50'	

Reels Without Hose 35' & 50' Size Low Pressure (300psi)

Part Number	Size	List Price
GSA-3L35-PN	3/8" X 35'	
GSA-3L50-PN	3/8" X 50'	
GSA-4L50-PN	1/2" X 50'	

Reels Without Hose Medium Pressure (2250psi)

Part Number	Size	List Price
GSA-3M50-PN	3/8" X 50'	

Reels Without Hose Medium Pressure (2000psi)

Part Number	Size	List Price
GSA-4M50-PN	1/2" X 50'	



Open Spring-Driven Reel Stainless Steel

Reels Without Hose
Low Pressure (300psi)

Part Number	Size	List Price
GSA-4L50-SN	1/2" X 50'	

Open Hand-Crank Reels

Reels Without Hose
50' & 100' Size High Pressure (3000psi)

Part Number	Size	List Price
GHA-2H100-PN	1/4" X 100'	
GHA-3H50-PN	3/8" X 50'	

Open Hand-Crank Reels

Reels Without Hose
100' & 200' Size Low Pressure (300psi)

Part Number	Size	List Price
GHA-3L100-PN	3/8" X 100'	

Reels Without Hose
100' & 200' Size High Pressure (3000psi)

Part Number	Size	List Price
GHA-3H100-PN	3/8" X 100'	
GHA-2H200-PN	1/4" X 200'	

Needle Valves / (Large Body Style)

10,000 psi 316 Stainless Steel

Part Number	Size	Style	List Price
N1312	1/4"	FxF	
N1313	3/8"	FxF	
N1314	1/2"	FxF	
N1316	3/4"	FxF	
N1318	1"	FxF	
N1332	1/4"	MxF	
N1334	1/2"	MxF	
N1352	1/4"	FxF Angle	
N1354	1/2"	FxF Angle	
N1372	1/4"	MxF Angle	
N1374	1/2"	MxF Angle	

6000 psi 316 Stainless Miniature

Part Number	Size	Style	List Price
N0311	1/8"	FxF	
N0312	1/4"	FxF	
N0332	1/4"	MxF	



FxM



FxF

10,000 psi Carbon Steel

Part Number	Size	Style	List Price
N1512	1/4"	FxF	
N1513	3/8"	FxF	
N1514	1/2"	FxF	
N1516	3/4"	FxF	
N1518	1"	FxF	
N1532	1/4"	MxF	
N1534	1/2"	MxF	
N1552	1/4"	FxF Angle	
N1554	1/2"	FxF Angle	
N1572	1/4"	MxF Angle	
N1574	1/2"	MxF Angle	

6000 psi Carbon Steel Miniature

Part Number	Size	Style	List Price
N0511	1/8"	FxF	
N0512	1/4"	FxF	
N0532	1/4"	MxF	

Needle Valves / (Small Body Style)

10,000 psi 316 Stainless Steel

Part Number	Size	Style	List Price
SS0011	1/8"	FxF	
SS0012	1/4"	FxF	
SS0013	3/8"	FxF	
SS0014	1/2"	FxF	
SS0016	3/4"	FxF	
SS0018	1"	FxF	
SS0032	1/4"	MxF	
SS0034	1/2"	MxF	
SS0052	1/4"	FxF Angle	
SS0054	1/2"	FxF Angle	
SS0072	1/4"	MxF Angle	
SS0074	1/2"	MxF Angle	

6000 psi 316 Stainless Miniature

Part Number	Size	Style	List Price
SSM011	1/8"	FxF	
SSM012	1/4"	FxF	
SSM032	1/4"	MxF	

10,000 psi Carbon Steel

Part Number	Size	Style	List Price
CS0011	1/8"	FxF	
CS0012	1/4"	FxF	
CS0013	3/8"	FxF	
CS0014	1/2"	FxF	
CS0016	3/4"	FxF	
CS0018	1"	FxF	
CS0032	1/4"	MxF	
CS0034	1/2"	MxF	
CS0052	1/4"	FxF Angle	
CS0054	1/2"	FxF Angle	
CS0072	1/4"	MxF Angle	
CS0074	1/2"	MxF Angle	

6000 psi Carbon Steel Miniature

Part Number	Size	Style	List Price
CSM011	1/8"	FxF	
CSM012	1/4"	FxF	
CSM032	1/4"	MxF	

Brass Ball Valves

400 WOG - 2 Piece Full Bore			600 WOG - 2 Piece Full Bore		
Size	Part Number	List Price	Size	Part Number	List Price
1/4	BFV 025400B		1/4	BFV 025600B	
3/8	BFV 038400B		3/8	BFV 038600B	
1/2	BFV 050400B		1/2	BFV 050600B	
3/4	BFV 075400B		3/4	BFV 075600B	
1	BFV 100400B		1	BFV 100600B	
1-1/4	BFV 125400B		1-1/4	BFV 125600B	
1-1/2	BFV 150400B		1-1/2	BFV 150600B	
2	BFV 200400B		2	BFV 200600B	
2-1/2	BFV 250400B				
3	BFV 300400B				
4	BFV 400400B				

* 3” also carried with BSP threads.

Brass Ball Valves



400 WOG - 2 Piece Standard Port UL Listed			600 WOG - 2 Piece Full Bore UL Listed		
Size	Part Number	List Price	Size	Part Number	List Price
1/4	BV 025		1/4	BFV 025	
3/8	BV 038		3/8	BFV 038	
1/2	BV 050		1/2	BFV 050	
3/4	BV 075		3/4	BFV 075	
1	BV 100		1	BFV 100	
1-1/4	BV 125		1-1/4	BFV 125	
1-1/2	BV 150		1-1/2	BFV 150	
2	BV 200		2	BFV 200	
2-1/2	BV 250				
3	BV 300				
4	BV 400				

Stainless Steel Ball Valves



1PC 1000 WOG Standard Port			1PC 1000 WOG Standard Port			1PC 2000 WOG Standard Port*		
Size	Part Number	List Price	Size	Part Number	List Price	Size	Part Number	List Price
1/4	SV 025NL		1/4	SV 025		1/4	SV 025-2	
--	--		3/8	SV 038		3/8	SV 038-2	
1/2	SV 050NL		1/2	SV 050		1/2	SV 050-2	
3/4	SV 075NL		3/4	SV 075		3/4	SV 075-2	
1	SV 100NL		1	SV 100		1	SV 100-2	
1-1/4	SV 125NL		1-1/4	SV 125		1-1/4	SV 125-2 *	
1-1/2	SV 150NL		1-1/2	SV 150		1-1/2	SV 150-2 *	
2	SV 200NL		2	SV 200		2	SV 200-2 *	
2-1/2	--		2-1/2	--		1/4" thru 1" is 2000 WOG		
3	--		3	--		* 1-1/4" thru 2" 1500 WOG		

Stainless Steel Ball Valves





2PC 1000 WOG Full Bore			3PC 1000 WOG Full Port			1PC 1000 WOG Standard Port		
Size	Part Number	List Price	Size	Part Number	List Price	Size	Part Number	List Price
1/4	SFV 025		1/4	SSFV 025		1/4	SV 025SS304	
3/8	SFV 038		3/8	SSFV 038		3/8	SV 038SS304	
1/2	SFV 050		1/2	SSFV 050		1/2	SV 050SS304	
3/4	SFV 075		3/4	SSFV 075		3/4	SV 075SS304	
1	SFV 100		1	SSFV 100		1	SV 100SS304	
1-1/4	SFV 125		1-1/4	SSFV 125		1-1/4	SV 125SS304	
1-1/2	SFV 150		1-1/2	SSFV 150		1-1/2	SV 150SS304	
2	SFV 200		2	SSFV 200		2	SV 200SS304	
2-1/2	SFV 250		2-1/2	SSFV 250		2-1/2	SV 250SS304	
3	SFV 300		3	SSFV 300		3	SV 300SS304	
			4	SSFV 400	! New !			

S

Ball Type Valve w/ Cam Adapter



Stainless Steel
Full Bore - 3 Piece
Locking Handle

1000 WOG

Part Number	Size	List Price
SSFV200A	2" NPT Female X 2" Cam Adapter	

Flange End Ball Valve



Flange End
Stainless Steel
Full Port - 2 Piece

150 WOG

Size	Part Number	List Price
1	SFLV 100	
1-1/2	SFLV 150	
2	SFLV 200	
3	SFLV 300	

Carbon Steel Ball Valve

1 Piece - 1000 WOG
Standard Port

Size	Part Number	List Price
1/4	CV 025	
3/8	CV 038	
1/2	CV 050	
3/4	CV 075	
1	CV 100	
1-1/4	CV 125	
1-1/2	CV 150	
2	CV 200	

Gas Ball Valve

T-Handle

Brass

AGA Approved - UL Listed

Size	Part Number	List Price
3/8	AGA 038	
1/2	AGA 050	
3/4	AGA 075	
1	AGA 100	

Solder Ends Ball Valve

Brass
600 WOG

Size	Part Number	List Price
1/2	BV 050CXC	
3/4	BV 075CXC	
1	BV 100CXC	
1-1/4	BV 125CXC	
1-1/2	BV 150CXC	
2	BV 200CXC	

Screw End Body Butterfly Valve

2 Position Handle Open or Close
Buna-N Seals Aluminum-Bronze Disc

Size	Part Number	List Price
3	SV3	
4	SV4	

Butterfly Valve Truewafer

10 Position Handle
Buna - N Seat
Ductile Iron
Nickel Plated Disc

WV 4N

Size	Part Number	List Price
2	WV 2N	
3	WV 3N	
4	WV 4N	
6	WV 6N	
8	WV 8N	
10	WV 10N	
12	WV 12N	

S

Syraco Oil and Molasses Gate Valves

Self-Closing #S23 & #S71
Long Handle #23

Size	Part Number	List Price
3/4	**S71**	
2	**23**	
2	**S23**	

Bibb Faucet Brass

Size	Part Number	List Price
1/2	**105-50**	
3/4	**105-75**	

Garden Hose Wye Brass

Part Number	List Price
21A-12	

Gate Valves Stainless

Features:
- Body; ASTM A351-CF8M
- Screwed Bonnet
- Disc; ASTM A351-CF8M, Wedge Disc
- 200 WOG, NPT Thread
- Inside Screw
- Handwheel Operated

Size	Part Number	List Price
1/2	**GV 050SS**	
3/4	**GV 075SS**	
1	**GV 100SS**	
1-1/4	**GV 125SS**	
1-1/2	**GV 150SS**	
2	**GV 200SS**	

Syraco Oil & Molasses Gate Valves

Cast Iron Body

Size	Part Number	List Price
3/4	**71**	
1	**72**	
1-1/4	**73**	
1-1/2	**74**	
2	**75**	
3	**39**	
4	**40**	

Cold water, Oil or Gas

Brass

Brass Gate and Globe Valves Class 125

Gate Valves Brass

Size	Part Number	List Price
1/4	**GV 025**	
3/8	**GV 038**	
1/2	**GV 050**	
3/4	**GV 075**	
1	**GV 100**	
1-1/4	**GV 125**	
1-1/2	**GV 150**	
2	**GV 200**	
2 1/2	**GV 250**	
3	**GV 300**	
4	**GV 400**	

150 psi, WOG Non-Shock Non Rising Stem

Globe Valves Brass

Size	Part Number	List Price
–	**–**	
--	**--**	
1/2	**GLV 050**	
3/4	**GLV 075**	
1	**GLV 100**	
1-1/4	**GLV 125**	
1-1/2	**GLV 150**	
2	**GLV 200**	
2-1/2	**GLV 250**	
3	**GLV 300**	
4	**GLV 400**	

Screwed Bonnet

S

Brass Spring Check Valve With Filter

200 WOG

Size	Part Number	List Price
1/2	SLCVF050	
3/4	SLCVF075	
1	SLCVF100	
1-1/4	SLCVF125	
1-1/2	SLCVF150	
2	SLCVF200	
2-1/2	SLCVF250	
3	SLCVF300	
4	SLCVF400	

Brass Spring Check Valve

200 WOG

Size	Part Number	List Price
1/2	SLCV050	
3/4	SLCV075	
1	SLCV100	
1-1/4	SLCV125	
1-1/2	SLCV150	
2	SLCV200	
2-1/2	SLCV250	
3	SLCV300	
4	SLCV400	

Brass Y-Type Strainer



150 WOG

Size	Part Number	List Price
1/2	YS050	
3/4	YS075	
1	YS100	
1-1/4	YS125	
1-1/2	YS150	
2	YS200	

Stainless Y-Type Strainer

Features:
- Standard Length
- Body & Cap; ASTM A351-CF8M
- Screen; S/S304 Mesh,
- Hole Size 1.0mm
- 800 WOG, NPT Thread

Size	Part Number	List Price
1/2	YS050SS	
3/4	YS075SS	
1	YS100SS	
1-1/4	YS125SS	
1-1/2	YS150SS	
2	YS200SS	

Brass Swing Check Valve

150 WOG

Size	Part Number	List Price
1/2	SC 050	
3/4	SC 075	
1	SC 100	
1-1/4	--	
1-1/2	SC 150	
2	SC 200	
3	SC 300	
4	SC 400	

Stainless Swing Check Valve

Features:
- Body; ASTM A351-CF8M
- Cap; Screwed
- Disc; ASTM A351-CF8M, Swing Type
- 200 WOG, NPT Thread
- Integral Seat

Size	Part Number	List Price
1/2	SC050SS	
3/4	SC075SS	
1	SC100SS	
1-1/4	SC125SS	
1-1/2	SC150SS	
2	SC200SS	

S

41 Series - Polished Brass

Note: Tested at 80# Air Pressure-Standard-Spring Bottom 5/32“ port.

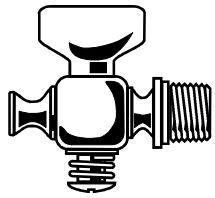

Tee Handle Round Shoulder

Part Number	Size	List Price
41-060-01	1/8	
41-070-01	1/4	

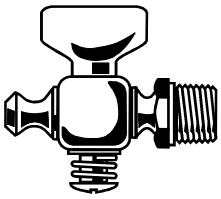

Tee Handle Hexagon Shoulder

Part Number	Size	List Price
41-080-01	3/8	
41-090-01	1/2	

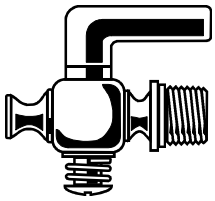

Lever Handle Round Shoulder

Part Number	Size	List Price
41-120-01	1/8	
41-130-01	1/4	

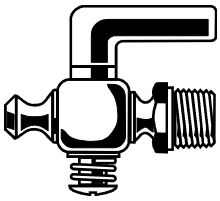

Lever Handle Hexagon Shoulder

Part Number	Size	List Price
41-140-01	3/8	
41-150-01	1/2	



Tee Handle Double Male

Part Number	Size	List Price
41-180-01	1/8	
41-190-01	1/4	
41-203-01	3/8	
41-210-01	1/2	

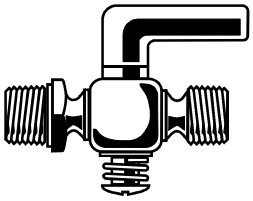

Lever Handle Double Male

Part Number	Size	List Price
41-220-01	1/8	
41-230-01	1/4	
41-240-01	3/8	
41-251-01	1/2	

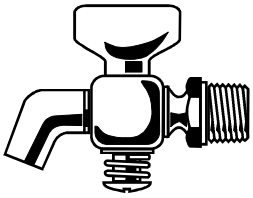

Tee Handle Bibb Nose

Part Number	Size	List Price
41-260-01	1/8	
41-270-01	1/4	
41-280-01	3/8	
41-330-01	1/2	

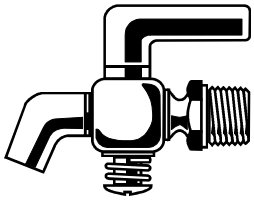

Lever Handle Bibb Nose

Part Number	Size	List Price
41-290-01	1/8	
41-300-01	1/4	
41-310-01	3/8	
41-320-01	1/2	

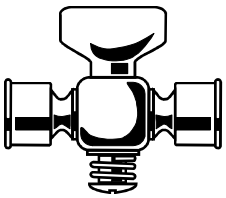

Tee Handle Double Female

Part Number	Size	List Price
41-370-01	1/8	
41-380-01	1/4	
41-390-01	3/8	
41-391-01	1/2	

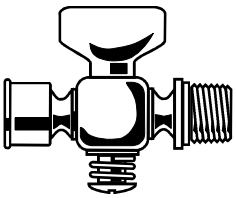

Tee Handle Female X Male

Part Number	Size	List Price
41-400-01	1/8	
41-410-01	1/4	
41-420-01	3/8	
41-421-01	1/2	

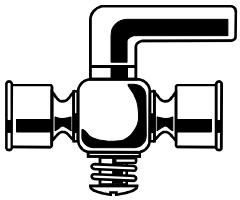

Lever Handle Double Female

Part Number	Size	List Price
41-430-01	1/8	
41-440-01	1/4	
41-450-01	3/8	
41-451-01	1/2	

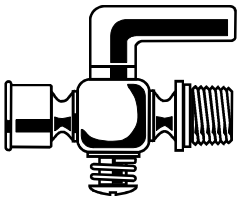

Lever Handle Female X Male

Part Number	Size	List Price
41-460-01	1/8	
41-470-01	1/4	
41-480-01	3/8	
41-481-01	1/2	

41 Series - Polished Brass

Note: Tested at 80# Air Pressure-Standard-Spring Bottom 5/32“ port.

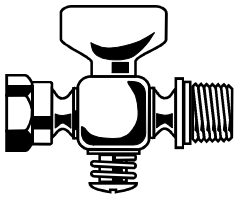

Hexagon Shoulder Tee Handle - Female X Male

Part Number	Size	List Price
41-490-01	1/8	
41-500-01	1/4	
41-510-01	3/8	
41-511-01	1/2	

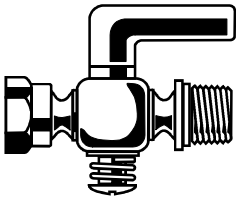

Hexagon Shoulder Lever Handle - Female X Male

Part Number	Size	List Price
41-520-01	1/8	
41-530-01	1/4	
41-540-01	3/8	
41-541-01	1/2	



Hexagon Shoulder Tee Handle - Double Female

Part Number	Size	List Price
41-550-01	1/8	
41-560-01	1/4	
41-570-01	3/8	
41-571-01	1/2	

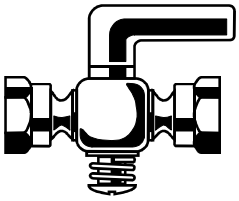

Hexagon Shoulder Lever Handle - Double Female

Part Number	Size	List Price
41-580-01	1/8	
41-590-01	1/4	
41-600-01	3/8	
41-601-01	1/2	

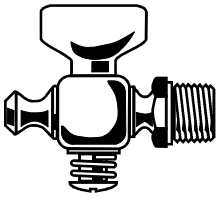

Hexagon Shoulder Tee Handle - Straight Nose

Part Number	Size	List Price
41-630-01	1/8	
41-640-01	1/4	

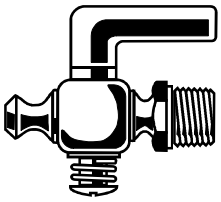

Hexagon Shoulder Lever Handle - Straight Nose

Part Number	Size	List Price
41-650-01	1/8	
41-660-01	1/4	

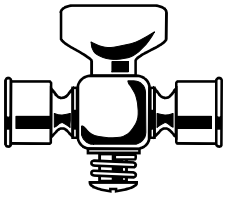

Double Female - Heavy Pattern - Tee Handle

Part Number	Size	List Price
41-102-01	1/4	

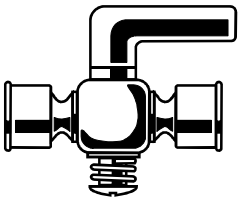

Double Female - Heavy Pattern - Lever Handle

Part Number	Size	List Price
41-103-01	1/4	

Gas Service Cocks

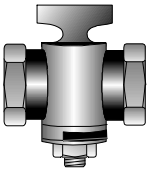

Tee Head Gas Service Cock
Nut & Washer Bottom with Check

Part Number	Size	List Price
52-101-01	1/4	
52-102-01	3/8	
52-103-01	1/2	
52-104-01	3/4	
52-105-01	1	

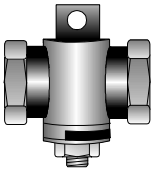

Flat Head Gas Service Cock
Nut & Washer Bottom with Check

Part Number	Size	List Price
52-201-01	1/4	
52-202-01	3/8	
52-203-01	1/2	
52-204-01	3/4	
52-205-01	1	

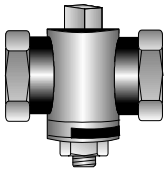

Square Head Gas Service Cock
Nut & Washer Bottom with Check

Part Number	Size	List Price
52-301-01	1/4	
52-302-01	3/8	
52-303-01	1/2	
52-304-01	3/4	
52-305-01	1	

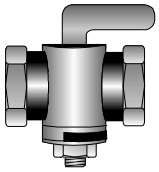

Lever Head Gas Service Cock
Nut & Washer Bottom with Check

Part Number	Size	List Price
52-401-01	1/4	
52-402-01	3/8	
52-403-01	1/2	
52-404-01	3/4	
52-405-01	1	

Matting With Interlocking System

Connector strips on two sides make it easy to assemble.



Black



Red

Features:

Material; Nitrile Black
Elongation; 300% Minimum
Tensile Strength; 200 psi
Hardness; 60 Duro

Features:

Material; SBR Red
Elongation; 300% Minimum
Tensile Strength; 200 psi
Hardness; 60 Duro

Part Number	Size Length	Width	Thickness	Weight	List Price	Part Number	Size Length	Width	Thickness	Weight	List Price
Blackmat-3X3	3'	3'	5/8"	16 lbs.		**Redmat-3X3**	3'	3'	5/8"	16 lbs.	

Hose Ramp



Features For Hose Ramp:

- Made of reinforced rubber.
- Withstands 40,000 pound load.
- Each ramp consists of 4 pieces 12in. by 34in. and 3.5in. high.
- Interlocking lugs.
- Hose diameter up to 2-1/2 in.

Part Number	Number of pcs	Length	Width	Hight	List Price
HR250	4	34 in.	12 in.	3.5 in.	

Corrugated Runner Matting

Black rubber matting for general purpose use.

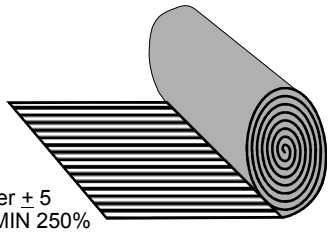

* 70 Durometer ± 5
* Elongation MIN 250%
* Tensile Strength MIN 435 psi.

Part Number	Description	Avg. Length (Feet/Roll)	Approx. Wt. (Pounds/Roll)	List Price per Foot
F-4-36	Fine Ribbed 1/8 X 36	75	171	
F-4-48	Fine Ribbed 1/8 X 48	75	211.5	
M-4-36	Flat Ribbed 1/8 X 36	75	171	
M-4-48	Flat Ribbed 1/8 X 48	75	211.5	

Seal Fast

Cloth Insert Neoprene

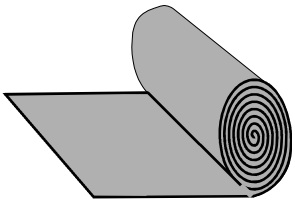

* 60 Durometer ± 5
* Elongation MIN 250%
* Tensile Strength MIN 435 psi

Part Number	Description	Avg. Length (Feet/Roll)	Approx. Wt. (Pounds/Roll)	List Price per Foot
CI-NE-2	1/16 X 48 3oz cotton 1ply	150	295.5	
CI-NE-4	1/8 X 48 3oz cotton 1ply	75	294.75	
CI-NE-8	1/4 X 48 3oz cotton 1ply	37	288.97	

Nitrile Sheet BUNA-N Black

General Properties
*Excellent resistance to petroleum based fluids. Good physical properties.
* ASTM designation: NBR
* Common Name: Buna N
* Polymer: Nitrile-butadiene

* 60 Durometer ± 5
* Elongation MIN 300%
* Tensile Strength MIN 435 psi

Part Number	Description	Avg. Length (Feet/Roll)	Approx. Wt. (Pounds/Roll)	List Price per Foot
CO-NIT-2-36	1/16" X 36" BUNA-N	68	100	
CO-NIT-4-36	1/8" X 36" BUNA-N	34	100	
CO-NIT-6-36	3/16" X 36" BUNA-N	45	200	
CO-NIT-8-36	1/4" X 36" BUNA-N	34	200	
CO-NIT-12-36	3/8" X 36" BUNA-N	23	200	
CO-NIT-16-36	1/2" X 36" BUNA-N	17	200	

Information supplied from RMA Sheet Rubber Handbook

Seal Fast

Skirtboard Specific Width

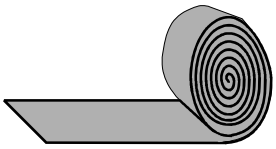

* 60 Durometer ± 5
* Elongation MIN 400%
* Tensile Strength MIN 435 psi

Part Number	Description	Avg. Length (Feet/Roll)	Approx. Wt. (Pounds/Roll)	List Price per Foot
140360	1/4" X 3"	50	20.5	
140460	1/4" X 4"	50	27	
140560	1/4" X 5"	50	34	
140660	1/4" X 6"	50	40.5	
140860	1/4" X 8"	50	54	
141060	1/4" X 10"	50	67.5	
141260	1/4" X 12"	50	81.5	
380360	3/8" X 3"	50	30.5	
380460	3/8" X 4"	50	40.5	
380560	3/8" X 5"	50	50.5	
380660	3/8" X 6"	50	61	
380860	3/8" X 8"	50	81	
381060	3/8" X 10"	50	101.5	
381260	3/8" X 12"	50	121.5	
120460	1/2" X 4"	50	54	
120560	1/2" X 5"	50	67.5	
120660	1/2" X 6"	50	81.5	
120860	1/2" X 8"	50	108.5	
121060	1/2" X 10"	50	135.5	
121260	1/2" X 12"	50	162.5	
340360	3/4" X 3"	50	61	
340660	3/4" X 6"	50	122	
340860	3/4" X 8"	50	162.5	
341060	3/4" X 10"	50	203	
100660	1" X 6"	50	162.5	
100860	1" X 8"	50	217	
101060	1" X 10"	50	271	
101260	1" X 12"	50	325.5	
151060	1-1/2 X 10"	50	406.5	

Corrugated Runner Matting

Black rubber matting for general purpose use.

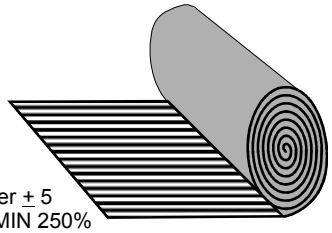

* 70 Durometer ± 5
* Elongation MIN 250%
* Tensile Strength MIN 435 psi.

Part Number	Description	Avg. Length (Feet/Roll)	Approx. Wt. (Pounds/Roll)	List Price per Foot
F-4-36	Fine Ribbed 1/8 X 36	75	171	
F-4-48	Fine Ribbed 1/8 X 48	75	211.5	
M-4-36	Flat Ribbed 1/8 X 36	75	171	
M-4-48	Flat Ribbed 1/8 X 48	75	211.5	

Information supplied from RMA Sheet Rubber Handbook

Seal Fast

Red SBR Sheet

General Properties:
Good physical properties and abrasion resistance. Poor resistance to petroleum-based fluids.

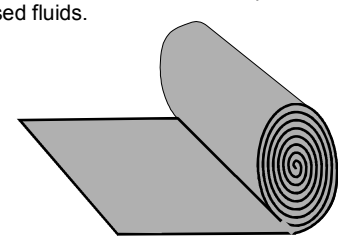

* Composition: Styrene-butadiene
* 65 Durometer ± 5
* Elongation MIN 200%
* Tensile Strength MIN 400 psi

Part Number	Description	Avg. Length (Feet/Roll)	Approx. Wt. (Pounds/Roll)	List Price per Foot
RD-SBR-2-36	1/16" X 36 Red SBR	60	100	
RD-SBR-4-36	1/8" X 36" Red SBR	30	100	
RD-SBR-6-36	3/16" X 36" Red SBR	45	200	
RD-SBR-8-36	1/4" X 36" Red SBR	30	200	
RD-SBR-2-48	1/16" X 48" Red SBR	45	100	
RD-SBR-4-48	1/8" X 48" Red SBR	22.5	100	
RD-SBR-6-48	3/16" X 48" Red SBR	34	200	
RD-SBR-8-48	1/4" X 48" Red SBR	22.5	200	

Black SBR Sheet

General Properties:
Good physical properties and abrasion resistance. Poor resistance to petroleum-based fluids.

* Composition: Styrene-butadiene
* 60 Durometer ± 5
* Elongation MIN 300%
* Tensile Strength MIN 500 psi

Part Number	Description	Avg. Length (Feet/Roll)	Approx. Wt. (Pounds/Roll)	List Price per Foot
BK-SBR-2-48	1/16" X 48" Black SBR	45	88.5	
BK-SBR-4-48	1/8" X 48" Black SBR	22.5	88.5	
BK-SBR-6-48	3/16" X 48" Black SBR	34	200	
BK-SBR-8-48	1/4" X 48" Black SBR	22.5.	177	

Pure Gum Sheet Tan

General Properties:
Pure gum is a composition containing a high percentage of rubber and a minimum of other ingredients to produce vulcanization. It is generally recommended for use against hot and cold water. It is particularly suited for applications where a soft rubber seal is necessary because applied pressure may be light to effect a satisfactory seal.

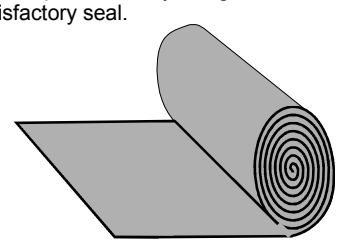

* 40 Durometer ± 5
* Elongation @ Break 600%
* Tensile Strength MIN 200Kgs/Cm²
* Specific Gravity 0.96 ±.05

Part Number	Description	Avg. Length (Feet/Roll)	Approx. Wt. (Pounds/Roll)	List Price per Foot
PU-GUM-4-36	1/8" X 36" Pure Gum	45/53	100	
PU-GUM-6-36	3/16" X 36" Pure Gum	71	200	
PU-GUM-8-36	1/4" X 36" Pure Gum	45/53	200	
PU-GUM-12-36	3/8" X 36" Pure Gum	30/35	200	
PU-GUM-16-36	1/2" X 36" Pure Gum	27/22	200	
PU-GUM-24-36	3/4" X 36" Pure Gum	18/21	200	
PU-GUM-32-36	1" X 36" Pure Gum	13/21	200	
PU-GUM-4-48	1/8" X 48' Pure Gum	40	100	
PU-GUM-8-48	1/4" X 48" Pure Gum	34/40	200	
PU-GUM-12-48	3/8" X 48" Pure Gum	13/22	100	
PU-GUM-16-48	1/2" X 48" Pure Gum	22/27	275	

Information supplied from RMA Sheet Rubber Handbook

Seal Fast

Commercial Grade Black Neoprene

All rolls come with poly slip liner.

General Properties:
* Good weather resistance
* Flame retarding
* Moderate oil resistance to petroleum based fluids
* Good physical properties
* ASTM designation: CR
* Common Name: Neoprene
* Polymer: chloroprene
* Tensile strength 435 psi

* **50** Durometer ± 5
* Elongation MIN 350%

* **60** Durometer ± 5
* Elongation MIN 350%

* **70** Durometer ± 5
* Elongation MIN 350%

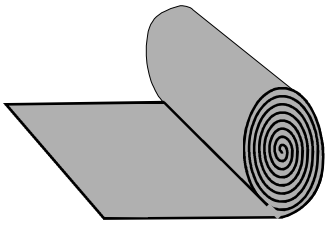

50 Durometer

Part Number	Description	Avg. Length (Feet/Roll)	Approx. Wt. (Pounds/Roll)	List Price per Foot
CO-NE50-2	1/16" X 48" Neoprene	54	100	
CO-NE50-4	1/8" X 48" Neoprene	27	100	
CO-NE50-6	3/16" X 48" Neoprene	36	200	
CO-NE50-8	1/4" X 48" Neoprene	27	200	

60 Durometer

Part Number	Description	Avg. Length (Feet/Roll)	Approx. Wt. (Pounds/Roll)	List Price per Foot
CO-NE60-1-36	1/32" X 36" Neoprene	135	100	
CO-NE60-2-36	1/16" X 36" Neoprene	72	100	
CO-NE60-3-36	3/32" X 36" Neoprene	48	100	
CO-NE60-4-36	1/8" X 36" Neoprene	36	100	
CO-NE60-6-36	3/16" X 36" Neoprene	48	200	
CO-NE60-8-36	1/4" X 36" Neoprene	36	200	
CO-NE60-12-36	3/8" X 36" Neoprene	24	200	
CO-NE60-16-36	1/2" X 36" Neoprene	15	200	
CO-NE60-24-36	3/4" X 36" Neoprene	21	351	
CO-NE60-32-36	1" X 36" Neoprene	21	468	
CO-NE60-2-48	1/16" X 48" Neoprene	54	100	
CO-NE60-4-48	1/8" X 48" Neoprene	27	100	
CO-NE60-6-48	3/16" X 48" Neoprene	36	200	
CO-NE60-8-48	1/4" X 48" Neoprene	27	200	
CO-NE60-12-48	3/8" X 48" Neoprene	18	200	
CO-NE60-16-48	1/2" X 48" Neoprene	13	200	
CO-NE60-24-48	3/4" X 48" Neoprene	21	468	
CO-NE60-32-48	1 "X 48" Neoprene	21	624	

70 Duro Commercial Neoprene

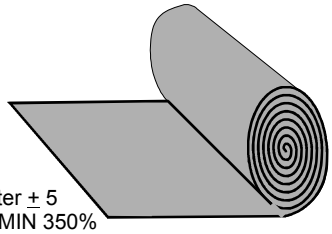

* 70 Durometer ± 5
* Elongation MIN 350%
* Tensile Strength MIN 435 psi

Part Number	Description	Avg. Length (Feet/Roll)	Approx. Wt. (Pounds/Roll)	List Price per Foot
CO-NE70-2-36	1/16 X 36 Neoprene	72	100	
CO-NE70-4-36	1/8 X 36 Neoprene	36	100	
CO-NE70-6-36	3/16 X 36 Neoprene	48	200	
CO-NE70-8-36	1/4 X 36 Neoprene	36	200	

Information supplied from RMA Sheet Rubber Handbook

Seal Fast

Commercial Grade Black Neoprene

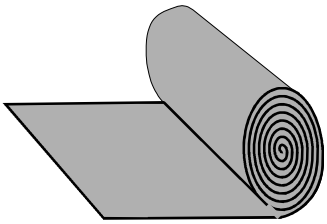

* 70 Durometer ± 5
* Elongation MIN 350%
* Tensile Strength MIN 435 psi

70 Durometer

Part Number	Description	Avg. Length (Feet/Roll)	Approx. Wt. (Pounds/Roll)	List Price per Foot
CO-NE70-2-48	1/16" X 48" Neoprene	54	100	
CO-NE70-4-48	1/8" X 48" Neoprene	27	100	
CO-NE70-6-48	3/16" X 48" Neoprene	36	200	
CO-NE70-8-48	1/4" X 48" Neoprene	27	200	

Commercial EPDM Sheet - Black

General Properties:
Excellent ozone, chemical, and aging resistance. Poor resistance to petroleum-based fluids.

* Polymer: Ethylene-propylene-diene
* 60 Durometer ± 5
* Elongation MIN 300%
* Tensile Strength MIN 800 psi

Part Number	Description	Avg. Length (Feet/Roll)	Approx. Wt. (Pounds/Roll)	List Price per Foot
CO-EPDM-2	1/16" X 48" EPDM	56	100	
CO-EPDM-4	1/8" X 48" EPDM	29	100	
CO-EPDM-8	1/4" X 48" EPDM	29	200	

White Nitrile Sheet FDA

General Properties:
Excellent resistance to petroleum based fluids. Good physical properties. Food grade.
* Polymer: Nitrile-butadiene
* Common name: Buna N
* 60 Durometer ± 5
* Elongation MIN 650%
* Tensile Strength MIN 1200 psi

Part Number	Description	Avg. Length (Feet/Roll)	Approx. Wt. (Pounds/Roll)	List Price per Foot
WH-FDA-2-48	1/16" X 48" White FDA	60	100	
WH-FDA-4-48	1/8" X 48" White FDA	30	100	
WH-FDA-8-48	1/4" X 48" White FDA	30	200	

Nylon Inserted SBR Sheet - Black

General Properties:
Good physical properties and abrasion resistance. Poor resistance to petroleum-based fluids.

* Polymer: Styrene-butadiene
* 65 Durometer ± 5
* Tensile Strength MIN 500 psi

Part Number	Description	Avg. Length (Feet/Roll)	Approx. Wt. (Pounds/Roll)	List Price per Foot
NI-SBR-2	1/16" X 48" Nylon SBR	54	167	
NI-SBR-4	1/8" X 48" Nylon SBR	27	106.3	
NI-SBR-6	3/16" X 48" Nylon SBR	36	212.5	
NI-SBR-8	1/4" X 48" Nylon SBR	27	212.5	

Information supplied from RMA Sheet Rubber Handbook

TABLE 5-1
CORROSION RESISTANCE OF COUPLING MATERIALS

CAUTION: The following data has been compiled from generally available sources end should not be relied upon without consulting and following the specific recommendations of the manufacturer regarding particular coupling materials.

RATINGS: 1. Excellent
2. Good
3. Fair or conditional
x. Not Satisfactory

NOTE: No rating indicates no data available

AGENT	Mall. From Steel	Brass	Bronze	Aluminum	Glass	Stainless 410, 416, 430	Stainless 302, 202, 304, 308	Stainless 316	Monel
Acetate, Solvents, Crude		3				2	1	1	2
Acetate, Solvents, Pure		1	1	1		1	1	1	1
Acetic Acid	X	X	X	2	1	X	2	2	2
Acetic Acid Vapors	X	X		3		X	2	2	3
Acetic Anhydride	X	X		2		X	2	2	2
Acetone	1	1	1	1	1	1	1	1	1
Acetylene	1	2		1		1	1	1	2
Alcohols	1	2		1		1	1	1	1
Aluminum Sulfate	X	3	3	3	1	X	3	2	2
Alums	X	3	2	3	1	X	3	2	2
Ammonia Gas	1	X	3	1	3	1	1	1	X
Ammonium Chloride	1	3		1*		3	3	1	1
Ammonium Hydroxide	2	X		2		1	1	1	3
Ammonium Nitrate	1	X		2		1	1	1	3
Ammonium Phosphate (Ammoniacal)		X				1	1	1	2
Ammonium Phosphate (Neutral)		3				1	1	1	2
Ammonium Phosphate (Acid)		3				3	2	1	2
Ammonium Sulfate	1	3				2	1	1	2
Asphalt	1	2				2	1	1	1
Beer	2	2	1	1		X	1	1	1
Beet SugarLiquors	1	2		1		2	1	1	1
Benzene, Benzol	1	1	1	1	1	1	1	1	1
Benzine (petroleum-naphtha)	1	1		1		1	1	1	1
Borax	2	2				1	1	1	1
Boric Acid	X	3		1		3	2	1	1
Butane, Butylene	1	1	1	1		1	1	1	1
Butadiene		1				1	1	1	1
Calcium Bisulfate		X				X	2	1	X
Calcium Hypochlorite	3	3	3	X	3	X	3	2	3
Cane Sugar Liquors	1	2		1		2	1	1	1
Carbon Dioxide (Dry)	1	1		1		1	1	1	1
Carbon Dioxide (Wet & Aqueous Sol)	2	3		2		2	1	1	2
Carbon Disulfide	2	3		2		2	1	1	3
Carbon Tetrachloride	3	1	2	3	1	1	1	1	1
Chlorine (Dry)	2	2	2	1	2	2	2	2	1
Chlorine (Wet)	X	X	3	X	2	X	X	3	3
Chromic Acid		X	X	X	1	3	2	2	3
Citric Acid	X	3		1		3	X	1	2
Coke Oven Gas	1	3		2		1	1	1	2
Copper Sulfate	X	X		X		1	1	1	3
Core Oils		1	1			1	1	1	1
Cottonseed Oil	1	1	1	1		1	1	1	1
Creosote	2	3		1		1	1	1	1

*3 to X at high temperatures.

Chemical Chart is reprinted from 1996 RMA Hose Handbook

TABLE 5-1 (Continued)
CORROSION RESISTANCE OF COUPLING MATERIALS

CAUTION: The following data has been compiled from generally available sources end should not be relied upon without consulting and following the specific recommendations of the manufacturer regarding particular coupling materials.

RATINGS: 1. Excellent
2. Good
3. Fair or conditional
x. Not Satisfactory

NOTE: No rating indicates no data available

AGENT	Mall. From Steel	Brass	Bronze	Aluminum	Glass	Stainless 410, 416, 430	Stainless 302, 202, 304, 308	Stainless 316	Monel
Ethers	2	1		1		1	1	1	1
Ethylene Glycol	2	2				1	1	1	1
Ferric Chloride	X	X	X	X	1	X	X	X	X
Ferric Sulfate	X	X		X		1	1	1	3
Formaldehyde	2	2		2		1	1	1	1
Formic Acid	X	2		X		X	2	1	2
Freon	3	1	1	1		1	1	1	1
Furfural	1	2		1		1	1	1	1
Gasoline (Sour)	3	3		3		3	1	1	X
Gasoline (Refined)	1	1	1	1		1	1	1	1
Gelatin	1	3		1		1	1	1	1
Glucose	1	1		1		1	1	1	1
Glue	1	3		1		1	1	1	1
Glycerine or Glycerol	1	2		1		1	1	1	1
Hydrochloric Acid	X	X	X	X	1	X	X	X	X
Hydrocyanic Acid	3	X		1		3	1	1	2
Hydrofluoric Acid	X	3	3	X	X	X	X	X	1
Hydrogen Fluoride		3				X	X	3	1
Hydrogen	1	1		1		1	1	1	1
Hyrogen Peroxide	X	X		1		1	2	1	2
Hydrogen Sulfide (Dry)	3	3		2		3	2	1	3
Hydrogen Sulfide (Wet)	3	3		2		3	2	1	3
Lacquers and Lacquer Solvents	3	2		1		1	1	1	1
Lactic Acid	X			3			3	2	1
Lime-Sulfur	2	X		2		1	1	2	
Linseed Oil	1	1		1			1	1	1
Magnesium Chloride	3	3		X		3	2	1	1
Magnesium Hydroxide	1	2		X		1	1	1	1
Magnesium Sulfate	2	2		3		1	1	1	1
Mercuric Chloride	3	X		X		X	X	3	X
Mercury	1	X		X		1	1	1	2
Milk	3	3		1		2	1	1	3
Molasses	2	X		2		2	1	1	1
Natural Gas	1	2		1		1	1	1	1
Nickel Chloride		X		X		X	3	2	2
Nickel Sulfate		3		X		3	2	1	1
Nitric Acid	X	X	X	3	1	2	2	2	X
Oleic Acid	2	3		1		2	2	1	1
Oxalic Acid	3	3		2		3	2	1	1
Oxygen	1	1	1	1		1	1	1	1
Palmitic Acid	1	3		1		2	2	1	1
Petroleum Oils (Sour)		3				3	1	1	X
Petroleum Oils (Refined)	1	1	1	1		1	1	1	1
Phosphoric Acid 25%	3	X		3	3	X	3	1	2
Phosphoric Acid 25-50%	X	X		X	3	X	X	2	2

Chemical Chart is reprinted from 1996 RMA Hose Handbook

TABLE 5-1 (Continued)
CORROSION RESISTANCE OF COUPLING MATERIALS

CAUTION: The following data has been compiled from generally available sources end should not be relied upon without consulting and following the specific recommendations of the manufacturer regarding particular coupling materials.

RATINGS: 1. Excellent
2. Good
3. Fair or conditional
x. Not Satisfactory

NOTE: No rating indicates no data available

AGENT	Mall. From Steel	Brass	Bronze	Aluminum	Glass	Stainless 410, 416, 430	Stainless 302, 202, 304, 308	Stainless 316	Monel
Phosphoric Acid 50-85%.....	X	X		X	X	X	X	2	2
Picric Acid	3	X		3		2	1	1	X
Potassium Chloride	2	3		3		3	2	1	1
Potassium Hydroxide	3	X		X		1	1	1	1
Potassium Sulfate	2	2		1		1	1	1	1
Propane	1	1				1	1	1	1
Rosin (Dark).....	1	2			1	1	1	1	1
Rosin (Light).....		X		1		1	1	1	2
Shellac.....		2		2		1	1	1	1
Sludge Acid.....		X				X	X	3	2
Soda Ash (Sodium Carbonate).....	1	2		X		1	1	1	1
Sodium Bicarbonate.....	3	1		X		1	1	1	1
Sodium Bisulfate.....	X	3		3		X	1	1	1
Sodium Chloride.....	2	3	2	X	1	3	2	1	1
Sodium Cyanide.....	2	X		X		1	1	1	2
Sodium Hydroxide.....	3	X	3	X	X	2	2	2	1
Sodium Hypochlorite.....	X	X		X		X	3	2	3
Sodium Metaphosphate.....	X	3		1		2	1	1	1
Sodium Nitrate.....	1	3		1		1	1	1	1
Sodium Perborate.....	3	3		1		1	1	1	1
Sodium Peroxide.....	3	3		1		1	1	1	1
Sodium Phosphate									
(Alkaline).....		3				1	1	1	1
(Neutral).....		2				1	1	1	1
(Acid).....		2				X	2	1	1
Sodium Silicate.....	1	3		X		1	1	1	1
Sodium Sulfate.....	1	2		3		1	1	1	1
Sodium Sulfide.....	1	X				1	1	1	2
Sodium Thiosulfate (Hypo).....	3	X		X		1	1	1	2
Stearic Acid.....	3	3		3		2	2	1	1
Sulfate Liquors.....		X				1	1	1	2
Sulfur.....	2	X		2		2	2	1	3
Sulfur Chloride.....	X	X				X	3	2	2
Sulfur Dioxide (Dry).....	2	1		1		1	1	1	1
Sulfur Dioxide (Wet).....		X				X	2	1	X
Sulfuric Acid 10%.....	X	X	3	3		X	X	2	2
Sulfuric Acid 10-75%.....	X	X	X	X		X	X	X	2
Sulfuric Acid 75-95%.....	3	X	X	X		3	3	2	3
Sulfuric Acid 95%.....	2	X	X			2	2	2	X
Surlfurous Acid.....	X	X		X		X	3	2	X
Tannic Acid.....	3	3	1	X			1	1	1
Tar.....	1	2		1		2	1	1	1
Toluene, Toluol.....	1	1		1		1	1	1	1
Trichlorethylene.....	3	1		3		1	1	1	1

Chemical Chart is reprinted from 1996 RMA Hose Handbook

TABLE 5-1 (Continued)
CORROSION RESISTANCE OF COUPLING MATERIALS

CAUTION: The following data has been compiled from generally available sources end should not be relied upon without consulting and following the specific recommendations of the manufacturer regarding particular coupling materials.

RATINGS: 1. Excellent
2. Good
3. Fair or conditional
x. Not Satisfactory

NOTE: No rating indicates no data available

AGENT	Mall. From Steel	Brass	Bronze	Aluminum	Glass	Stainless 410, 416, 430	Stainless 302, 202, 304, 308	Stainless 316	Monel
Turpentine…….		3		1		3	1	1	1
Varnish……..	2	2				1	1	1	1
Vegetable Oils……	1	2		1		1	1	1	1
Vinegar…….	3	3		3		3	2	1	2
Water (Acid Mine Water)…….	3	X		3		2	1	1	3
Water (Fresh)……	3	1		1		1	1	1	1
Water (Salt)……	3	3	2	X		3	2	2	1
Whiskey……...	X	2				3	1	1	2
Wines……...	X	2				3	1	1	2
Xylene, Xylol……...	2	1		1		1	1	1	1
Zinc Chloride…….	X	X		X		3	2	1	1
Zinc Sulfate……..	3	3		3		3	2	1	1

Chemical Chart is reprinted from 1996 RMA Hose Handbook

OIL AND GASOLINE RESISTANCE

Rubber hose is used to convey petroleum products both in the crude and refined stages. The aromatic content of refined gasoline is often adjusted to control the octane rating. The presence of aromatic hydrocarbons in this fuel generally has a greater effect on rubber components than do aliphatic hydrocarbons. Aromatic materials in contact with rubber tend to soften it and reduce its physical properties. For long lasting service, the buyer of gasoline hose should inform the hose manufacturer of the aromatic content of the fuel to be handled so that the proper tube compound can be recommended for the specific application.

The effects of oil on rubber depend on a number of factors that include the type of rubber compound, the composition of the oil, the temperature and time of exposure. Rubber compounds can be classified as to their degree of oil resistance based on their physical properties after exposure to a standard test fluid. In this RMA classification, the rubber samples are immersed in IRM 903 oil at 100°C for 70 hours. (See ASTM Method D-471 for a detailed description of the oil and the testing procedure.) As a guide to the user of hose in contact with oil, the oil resistance classes and a corresponding description are listed.

Physical Properties After Exposure to Oil

	Volume Change Maximum	Tensile Strength Retained
Class A (High oil resistance)…….	+25%	80%
Class B (Medium/high oil resistance)……..……	+65%	50%
Class C (Medium oil resistance)……..	+100%	40%

Information supplied from RMA Hose Handbook

CHEMICAL RECOMMENDATIONS

The materials being handled by flexible rubber hose are constantly increasing in number and diversity. To assist in the selection of the proper elastomer for the service conditions encountered, the following table has been prepared. The reader is cautioned that it is only a guide and should be used as such, as the degree of resistance of an elastomer with a particular fluid depends upon such variables as temperature, concentration, pressure, velocity of flow, duration of exposure, aeration, stability of the fluid, etc. Also variations in elastomer types and special compounding of stocks to meet specific service conditions have considerable influence on the results obtained. When in doubt, it is always advisable to test the tube compound under actual service conditions. If this is not practical, tests should be devised that simulate service condtions or the hose manufacturer contacted for Recommendations.

The following table lists the more commonly used materials, chemicals, solvents, oils, etc. The recommendation are based on room temperature and pressure conditions normally recommended for the particular type of hose being used. Where conditions beyond this can be met readily, they have been so indicated; where conditions are not normal and cannot be readily met, the hose manufacturer should always be consulted. The table does not imply conformance to the Food & Drug Administration requirements of Federal or State Laws when handling food products.

TABLE OF CHEMICAL, OIL AND SOLVENT RESISTANCE OF HOSE

WARNING: The following data has been compiled from generally available sources and should not be relied upon without consulting and following the hose manufacturer's specific chemical recommendations. Neglecting to do so might result in failure of the hose to fulfill its intended purpose, and may result in possible damage to property and serious bodily injury.

Resistance Rating

A - Good Resistance, usually suitable for service.
F - Fair Resistance, the chemical has some deteriorative effects, but the elastomer is still adequate for moderate service.
C - Depends on Condition, moderate service may be possible if chemical exposure is limited or infrequent.
X - Not recommended, unsuitable for Service,
I - Insufficient Information, not enough data available at the time of publication to determine rating.

NR	Natural Rubber
IR	Isoprene, synthetic
SBR	Styrene-butadiene
CR	Chloroprene
NBR	Nitrile-butadiene
IIR	Isobutene-isoprene
CSM	Chloro-sulfonyl-polyethylene

Elastomers/Plastics

EPDM	Ethylene-propylene-diene-terpolymer
MQ	Dimethyl-polysiloxane
FKM	Fluoracarbon rubber
CM	Chloro-polyethylene
ECO/CO	Ephichlorohydrin
EXLPE	Cross-linked polyethylene

Commonly used Elastomers | **Special Elastomers**

Material		NR lor IR	SBR	CR	NBR	IIR	CSM	EPDM	MQ	FKM	CM	ECO CO	XLPE
		(Maximum Temperature 100° F (38°C) Unless Otherwise Specified											
Acetic Acid, Dilute, 10%		F	C	C	C	A	C	A	A	X	A	F	A
Glacial		C	X	X	X	F	C	F	F	X	A	X	A
Anhydride		C	C	F	F	F	A	I	C	X	A	X	A
Acetone		A	A	F	X	A	F	A	A	X	A	X	A
Acetylene		A	A	F	A	A	F	A	C	A	I	I	A
Air	150°F (65°C)	A	A	A	A	A	A	A	A		A	A	A
Aluminum Chloride	150°F (65°C)	A	A	A	A	A	A	A	A	A	A	A	A
Aluminum Fluoride	150°F (65°C)	A	A	A	A	A	A	A	F			A	A
Aluminum Sulfate	150°F (65°C)	A	A	A	A	A	A	A	A	A	A	I	A
Alums	150°F (65°C)	A	A	A	A	A	A	A	A		A	I	A
Ammonia Gas		A	A	A	A	A	A	A	A	X	A	I	A
Ammonium Chloride		A	A	A	A	A	A	A	C	A	A	A	A
Ammonium Hydroxide		C	F	F	F	A	A	A	A	A	A	I	A
Ammonium Nitrate		A	A	A	A	A	A	A	A		I	A	A
Ammonium Phosphate, monobasic		A	A	A	A	A	A	A	A		A	I	A
dibasic		A	A	A	A	A	A	A	A		I	I	A
tribasic		A	A	A	A	A	A	A	A		I	I	A
Ammonium Sulfate		A	A	A	A	A	A	A	A	A	A	I	A
Amyl Acetate		F	X	X	X	F	X	A	A	X	C	X	A
Amyl Alcohol		A	A	A	A	A	A	A	A	A	A	A	A
Aniline, Aniline Oil		X	X	C	X	A	X	C	C	A	C	X	A
Aniline Dyes		F	F	F	F	A	F	C	C			I	I
Asphalt		X	X	F	F	X	F	X		A		A	X
Barium Chloride	150°C (65°C)	A	A	A	A	A	A	A	A	A	A	A	A
Barium Hydroxide	150°C (65°C)	A	A	A	A	A	A	A	A	A	A	A	A
Barium Sulfide	150°C (65°C)	A	A	A	A	A	A	A	A	A	I	A	A
Beer		A	A	A	A	A	A	A	A	A	I	A	A
Beet Sugar Liquors		A	A	A	A	A	A	A	A	A	I	I	A
Benzene, Benzol		X	X	X	C	X	X	X	C	A	C	X	A
Benzine, petroleum ether and Benzine, petroleum naphtha		X	X	C	F	X	F	X	C	A		I	A
Black Sulfate Liquor		A	A	A	A	A	A	A	A		I	I	A
Blast Furnace Gas		C	C	A	C	C	C	C	C	A	I	I	A
Borax		A	A	A	A	A	A	A	A	A	I	I	A
Boric Acid		A	A	A	A	A	A	A	A	A	I	A	A
Bromine		X	X	X	X	X	C	X	F	A	C		F
Butane		X	X	F	A	X	A	X	A	A	A	A	A
Butyl Acetate		C	X	X	X	F	X	F	A	X	F	X	A
Butyl alcohol ,butanol		A	A	A	A	A	A	A	A	A	F	I	A

Chart is reprinted from 1996 RMA Hose Handbook

Commonly used Elastomers **Special Elastomers**

Material		NR Or IR	SBR	CR	NBR	IIR	CSM	EPDM	MQ	FKM	CM	ECO CO	XLPE
Calcium bisulfate		C	C	A	A	F	A	F	C	A	A	I	A
Calcium chloride		A	A	A	A	A	A	A	A	A	A	A	A
Calcium hydroxide		A	A	A	A	A	A	A	A	A	A	A	A
Calcium hypochlorite		X	X	X	X	A	F	A	C	A	A	F	F
Caliche liquors		A	A	A	A	A	A	A				I	A
Cane sugar liquors		A	A	A	A	A	A	A	A	A	A	A	A
Carbolic acid, phenol		C	C	C	C	C	C	A	A	A	A		A
Carbon dioxide , dry/wet		A	A	A	A	A	A	A	A	A	A	A	A
Carbon disulfide		X	X	X	X	X	X	X	C	A	C		C
Carbon monoxide	150°C (65°C)	C	C	C	C	C	F	C	A	A	I		A
Carbon tetrachloride		X	X	X	C	X	X	X	C	A	C	F	A
Castor oil		A	A	A	A	A	A	A	A	A	A	A	A
Cellosolve acetate		F	F	X	X	A		A	C	C			A
CFC-12		X	X	A	A	F		F	X	A		A	I
China wood oil, tung oil		X	X	F	A	A	F	A	A	C		I	A
Chlorine, dry/wet		X	X	X	X	X	X	X	X	C	X	X	F
Chlorinated solvents		X	X	X	X	X	X	X	C	C	C		A
Chloroacetic acid		X	C	C	C	X	A	I	C	X			A
Chlorosulfonic acid		X	X	C	C	X	X	X	C	X			F
Chromic acid		X	X	X	X	C	A	I	C	C	A		F
Citric acid		A	A	A	F	A	A	A	A	A	A	A	A
Coke oven gas		C	C	C	C	C	A		A	X	A	X	C
Copper chloride	150°F (65°C)	C	A	F	A	A	F	A	A	A	A	I	A
Copper sulfate	150°F (65°C)	C	A	A	A	F	A	A	A	A	A	A	A
Corn oil		X	C	F	A	A	F	C	A	A	A	A	A
Cottonseed oil		X	C	F	A	A	F	C	A	A	A	I	A
Creosote, coal tar		X	X	F	A	X	F	X	C	F		X	A
Wood		X	X	F	A	X		X	C	A			A
Creosols, cresylic acid		C	X	X	C	C	F	X	C		F		A
Ethers		C	C	C	C	C	F	X	C	X	A		A
Ethyl acetate		F	X	X	X	F	X	F	F	X	F	X	A
Ethyl alcohol		A	A	A	A	A	A	A	A	A	A	A	A
Ethyl cellulose		F	F	F	F	F		F	C	X	F		A
Ethyl chloride		A	F	F	X	A	F	A	C	F	F	F	F
Ethylene glycol		A	A	A	A	A	A	A	A	A	A	A	A
Ferric chloride	150°F (65°C)	A	A	A	A	A	A	A	A	I	A	A	A
Ferric Sulfate	150°F (65°C)	A	A	A	A	A	A	A	A	A	A	A	A
Formaldehyde		A	A	C	A	A	A	A	A	A	A	F	A
Formic acid		A	A	C	F	A	A	A	A	X	A	F	F
Fuel oil		X	X	A	A	X	F	X	C	A	F	A	A

Chart is reprinted from 1996 RMA Hose Handbook

Commonly used Elastomers										Special Elastomers			
Material		**NR Or IR**	**SBR**	**CR**	**NBR**	**IIR**	**CSM**	**EPDM**	**MQ**	**FKM**	**CM**	ECO **CO**	**XLPE**
Furfural		X	C	C	X	A	F	C	C	X	A	X	A
Gasoline , Non Leaded		X	X	X	A	X	X	X		A	C	A	A
Gasoline, +MTBE		X	X	X	A	X	X	X	C	A	C	A	A
Hi-test-+MTBE		X	X	X	A	X	X	X	C	A	C	A	A
Gelatin		A	A	A	A	A	A	A	A	A		A	A
Glucose		A	A	A	A	A	A	A	A	A		A	A
Glue		F	F	A	A	F	A	A	A	C		A	A
Glycerine, glycerol		A	A	A	A	A	A	A	A	A	A	A	A
Green sulfate liquor		A	A	A	A	A	A	A	A	A	A	A	A
HFC-134A		F	X	A	A	A	F	A		X	F		A
Hydraulic fluids													
Petroleum		X	X	A	A	X	F	X			A	A	
Phosphate ester alkyl		X	X	C	X	A	X	A			A	X	
Phosphate ester arly		X	X	X	X	C	X	C			C	X	
Phosphate ester blends			X	X	X	X	X	X	C			C	X
Silicate ester		X	X	C	C	X	C	X			C	C	
Water-Glycol		A	A	A	A	A	A	A		A	A	A	
Hydrobromic acid		C	X	C	C	A	A	A	C	A	A		I
Hydrochloric acid		A	X	X	X	C	C	C	C	A	A	X	A
Hydrocyanic acid		F	F	C	F	C	A	C	A	A			A
Hydrofluoric acid		X	X	X	X	C	A	C	X	A	A		A
Hydrofluosilicic acid		A	F	F	F	A		A	A	A	A		I
Hydrogen Gas		F	F	A	A	A		A	A	A		A	A
Hydrogen peroxide		X	X	C	C	C	C	C	A	A	A		I
Hydrogen sulfide, dry		C	C	F	C	A	A	A	C	F			A
wet		C	C	F	C	A	A	A	C	C		F	A
Kerosene		X	X	F	A	X	C	X	C	A	A	A	A
Lacquers		X	X	X	X	C	X	X		X		X	F
Lacquers solvents		X	X	X	X	C	X	X		X		X	F
Lactic acid		C	C	C	C	C	A	C	A	A			A
Linseed oil		C	X	F	A	A	A	A	A	A	A	A	A
Lubricating oil, crude		X	X	F	A	X	C	X	C	A		A	A
refined		X	X	F	A	X	C	X	C		A	A	A
Magnesium chloride	150°F (65°C)	A	A	A	A	A	A	A	A	A	A	A	A
Magnesium hydroxide	150°F (65°C)	A	F	F	F	A	A	A	F	A	A	A	A
Magnesium sulfate	150°F (65°C)	A	A	A	A	A	A	A	A	A	A	A	A

Chart reprinted from 1996 RMA Hose Handbook

	Commonly used Elastomers								Special Elastomers			
Material	**NR Or IR**	**SBR**	**CR**	**NBR**	**IIR**	**CSM**	**EPDM**	**MQ**	**FKM**	**CM**	ECO **CO**	**XLPE**
Mercuric chloride	F	F	C	F	A	A	A	A	A		A	A
Mercury	A	A	A	A	A	A	A	A	A		A	A
Methyl alcohol, methanol	A	A	A	A	A	A	A	A	C	A	F	A
Methyl chloride	C	C	C	C	C	X	C	X	A			F
Methyl ethly ketone	X	X	X	X	F	C	A	C	X	C	X	A
Methyl isopropyl ketone	X	X	X	X	F	C	C	C	X	F	X	A
MTBE												A
Milk	C	C	F	F	A	A	A	A	A	A	A	A
Mineral oils	X	C	F	A	X	F	X	A	A	A	A	A
Natural gas	C	C	A	A	C	A	X	C	A	A	A	A
Nickel chloride 150°F (65°C)	A	A	A	A	A	A	A	A	A	A	I	A
Nickel sulfate 150°F (65°C)	A	A	A	A	A	A	A	A	A	A	I	A
Nitric acid, crude	X	X	X	X	C	C	X	X	C	A	X	F
Diluted 10%	X	X	C	X	C	A	C	C	C	A	X	I
Concentrated 70%	X	X	X	X	C	C	X	X	C	X	X	F
Nitrobenzene	X	X	X	X	X	X	X	C	F	C	X	A
Oleic acid	X	F	C	F	F	F	F	A	C	A		A
Oleum spirits	X	C	C	C			I		C			I
Oxalic acid	F	C	F	F	A	A	A	A	A	A	F	A
Oxygen	F	C	A	C	A		A	A	A	A	F	A
Palmitic acid	X	F	A	A	F	F	F	C	A	A	F	A
Perchlorethylene	X	X	X	C	X	X	X	C	A	C	F	A
Petroleum oils and crude 200°F (95°C)	X	X	F	A	X	C	X	C	A	C	A	A
Phosphoric acid, crude	A	C	C	C	C	A	C	C	A	A		A
pure 45%	A	C	C	C	C	A	C	C	A	A		I
Picric acid, molten	C	C	C	C	C		I					I
water solution	A	C	F	F	A	A	I	A	A			I
Potassium chloride	A	A	A	A	A	A	A	A	A	A	A	A
Potassium cyanide	A	A	A	A	A	A	A	A	A	A	A	A
Potassium hydroxide	F	F	C	C	A	A	A	A	C	A	A	A
Potassium sulfate	A	A	A	A	A	A	A	A	A	A	A	A
Propane	X	X	F	A	X	F	X	A	A	A	A	A
Sewage	C	C	F	A	C	A	C	C	A		I	A
Soap solutions	A	A	F	A	A	A	A	A	A	A	A	A
Soda ash, sodium carbonate	A	A	A	A	A	A	A	A	A	A	A	A
Sodium bicarbonate, baking soda	A	A	A	A	A	A	A	A	A	A	A	A
Sodium bisulfate	A	A	A	A	A	A	A	A	A	A	A	A
Sodium chloride	A	A	A	A	A	A	A	A	A	A	A	A
Sodium cyanide	A	A	A	A	A	A	A	A	A	A	A	A
Sodium hydroxide	F	F	C	C	A	C	A	A	C	A	F	A
Sodium hypochlorite	X	X	X	X	A	F	A	C	A	A	F	F

Chart reprinted from 1996 RMA Hose Handbook

Commonly used Elastomers									Special Elastomers			
Material	**NR Or IR**	**SBR**	**CR**	**NBR**	**IIR**	**CSM**	**EPDM**	**MQ**	**FKM**	**CM**	ECO **CO**	**XLPE**
Sodium metaphosphate	A	A	C	A	A	F	A	A	A	A	I	A
Sodium nitrate	C	C	C	C	A	A	A	C		A	A	A
Sodium perborate	C	C	C	C	A	A	A	A	A			A
Sodium peroxide	C	C	C	C	A	A	A	C	A			A
Sodium phosphate.monobasic	A	F	C	F	A	A	A	A	A	A		A
dibasic	A	F	C	F	A	A	A	A				A
tribasic	A	F	C	F	A	A	A	A				A
Sodium silicate	A	A	A	A	A	A	A	A	A	A	I	A
Sodium sulfate	A	A	A	A	A	A	A	A	A	A	A	A
Sodium sulfide	A	A	A	A	A	A	A	A	A	A	I	A
Sodium thiosulfate, "hypo"	A	A	A	A	A	A	A	A	A	A	I	A
Soybean oil	X	C	F	A	A	A	A	A	A	A	A	A
Stannic chloride	A	A	A	A	F	A	F	A	A	A	I	A
Steam 450°F (230°C)	C	C	C	C	A	A	F	C	X		X	X
Stearic acid	X	X	C	F	F	C	F	A	I		F	A
Sulfur	F	F	A	F	A	A	A	F	A		F	C
Sulfur chloride	X	X	C	C	X	A	X	C	A			A
Sulfur dioxide , dry	C	C	C	C	C	A	C	A	A		I	I
Sulfur trioxide, dry	X	C	C	C	C	F	C	A	A			I
Sulfuric acid, 10%	A	A	A	A	A	A	A	A	A	A	A	A
11%-75%	C	C	C	C	F	A	C	C	A	A	F	A
76%-95%	X	X	X	X	C	A	X	X	A	X	X	A
fuming	X	X	X	X	X	X	X	X	A	X	X	X
Sulfurous acid	C	C	C	C	C	A	C	C	A	A	C	A
Tannic acid	A	C	A	C	A	A	A	A	A	A	I	A
Tar	X	X	C	C	X	C	X	C	F		F	X
Tartaric acid	A	C	C	C	F	A	F	A	A	A	F	A
Toluene, toluol	X	X	X	C	X	X	X	C	A	C	X	A
Trichloroethylene	X	X	X	X	X	X	X	C	A	C	X	A
Turpentine	X	X	X	F	X	X	X	C	A	F	A	A
Vinegar	C	C	C	C	A	A	A	A	A	A		A
Water, acid mine	A	A	C	A	A	A	A	A	A	A	I	A
Water, fresh	A	A	C	A	A	A	A	A	A	A	A	A
distilled	A	A	C	A	A	A	A	A	A	A	A	A
Whiskey and wines	A	A	A	C	A	A	A	A	A	A	I	A
Xylene.xylol	X	X	X	C	X	X	X	C	A	X	X	A
Zinc chloride	C	C	C	C	A	A	A	A	A	A	I	A
Zinc sulfate	A	A	A	A	A	A	A	A	A	A	I	A

Information supplied from RMA Hose Handbook

Terms of Sale to Qualified Distributors

TERMS:

½% 10 Days, net 30 Days

FREIGHT:

All shipments are made FOB Seal Fast, Inc. or Point of Manufacturer. (Applies to shipments from Houston warehouse only.) Freight Prepaid on $1000 net couplings only excluding Rubber Hose, PVC Hose, Fire Hose and Sheet Rubber. Freight prepaid on $2500 net on all combined products. Seal Fast, Inc. Reserves the right to determine the most economical shipping method on all prepaid shipments. Applies to Continental United States, excluding Alaska and Hawaii. Bus Charges - Houston warehouse to Bus Depot $4.50. **Any evidence of damage, shortage or concealed damage must be reported to Seal Fast, Inc. and a claim made with the delivery carrier within 10 days.**

WARRANTY:

Products are warranted against defects in workmanship and defects in material. Products having such defects will be replaced or credited as Seal Fast elects. Liability is limited to the invoice value of the defective item. Our responsibility shall not exceed the original purchase price of the defective product. In any event, Seal Fast, Inc. shall not be held responsible for any special or consequential damages.

RETURNED GOODS:

If for any reason you wish to return goods, please contact Seal Fast Inc. for prior authorization number. Goods must be returned within 30 days and must be in new and resaleable condition. Minimum handling charge is 15% deductible from the current price whichever is lower. Return transportation cost will be at customer's expense.

All discrepancies in shipment / invoice must be reported within 10 days of receipt of goods.

PROMPT PAYMENT:

Orders receive preferred treatment when the account is paid promptly. Orders may be held up if any unpaid invoice exceeds 30 days.

MINIMUM INVOICE:

All invoices are subject to a minimum billing charge of $25.00 net. Returned checks are subject to a $25.00 service charge.

GENERAL:

Orders will be accepted subject to delays caused by accident, strike, fire or other causes beyond the control of the seller including failure of seller's suppliers to deliver. Prices, discounts and other specifications are subject to change without notice. All prices are subject to any applicable taxes imposed. The possessions of this price schedule is not to be construed as an offer to sell at the prices shown. Special price for volume quotes will be accepted in writing only.

PLEASE NOTE:

Extra care is taken in the preparation of this literature but Seal Fast, Inc. is not responsible for any inadvertent typographical errors or omissions.

STOCKING WAREHOUSES
SEAL FAST, INC.
5603 Harvey Wilson Dr.
Houston, TX 77020
(713) 675-6324 or 800-231-0734
FAX (713) 675-0146 or 800-681-1515
E-mail sales@sealfast.com

R & J PRODUCTS
dba ANDERSON HUGHES
228 Distribution Drive
Birmingham, AL 35209
(800) 886-4673
(205) 942-7564
Fax (205) 942-5498

D & C SALES INC.
14704 E. 33rd Place #F
Aurora CO 80011
(303) 373-2121
Fax (303) 373-5306

THE WAGNER GROUP
125 State St.
P O Box 1683
Elkhart, IN 46516
(574) 294-2769
Fax (574) 522-2083

Index

Air Cocks 211, 212
Air Coils 111
Air Quick Couplings 108 - 110
Anti-Seize Compound 58 - 64, 139
BALL VALVES
Brass 206
Carbon Steel 208
Flanged End 208
Gas 208
Polypropylene 93, 96
Solder End 208
Stainless 207
Stainless W/Cam Adapter 208
Barrel Faucets 209
Bauer Type Couplings 53 - 55
Belt Dressing 64
Bibb Faucet 209
Blow Guns 111
CAM AND GROOVE 1 - 15
BSP Adapters, Flanged 9, 35
Gaskets 15, 16
Handles 14
Lockable Caps 20, 24
Polypropylene 90º 10
Pressure Ratings 14, 15, 16
Reducing 10 - 13, 35
Self-Locking 3, 4, 14
Cap and Chain 198
Chain 32, 36
Check Valve 210
CLAMPS
Clamp Kit 79, 84, 86
Double Bolt 57, 74
Heavy Duty 2-Bolt 76
Hi-Torque, Constant Torque 85, 87, 88
Make-A-Clamp 84
Pinch-On 92
Punch Type 78 - 82
Spiral 57, 74
Strapping & Buckles 81
Bolt Clamps 74 - 77
Tools 78 - 79, 90
Universal 57, 74
Worm Gear 83 - 87
COMBINATION NIPPLES 41, 42, 43
Corrosion Resistance Chart 219 - 229
Crimping Sleeves 47 - 51
Crimping Tools 107
CROWFOOT COUPLING 39 - 40
Sandblast 38
Crowfoot w/Ferrules 39
Safety Clips & Lanyards 36
Gaskets 38
DRY-DISCONNECT
Aluminum 32 - 34
Polypropylene 93
Stainless 32 - 34
FERRULES
Brass 106
Crimp Sleeves 51
Light Duty 50
Heavy Duty 50
Stainless 47, 49
FIRE HOSE FITTINGS & ACCESSORIES
Adapers 197, 198
Cap & Chain 198
Expansion Rings 187
Fire Hose 176 - 184
Fire Hose Couplings 186, 187, 197
Gaskets 187
Mill Hose 171 - 175
Monitors 189, 190
Nozzles 191, 195, 196, 201, 202
Spanner Wrenches 199, 203
Valves 188, 192 - 194, 199, 200
Wyes 188, 192, 193, 199, 200
Flanges - Polypropylene 97
FOOT VALVES 52
FUEL TANKER PRODUCTS 17 - 31
Fusible Pipe Caps 35
Garden Hose Fittings 104
GASKETS
Cam & Groove 15, 16
Crowfeet 38
FDA 16
Fire Hose 187
Foot Valve 52
Fuel Tanker 21
Sandblast 38
Shank Coupling 56
Gasket Remover 62
GAUGES 65 - 72
Ammonia 70
Bi-Metal Thermometer 65
Compound 67 - 69
Hydraulic 68 - 71
Liquid Filled 68 - 71
Pressure & Vacuum 66, 67
Process 72
Snubbers 73
Steam Gauge Siphons 73
Thermometers 65
Grip-On Fittings 102, 103
GROUND JOINT COUPLINGS 40
HANDLES
Cam and Groove 14
Fuel Tanker 21
Investment Stainless 14
Self-Locking 14
HOSE
Ag Spray 167
Air & Water 111, 148, 149, 168
Bulk Material 157
Braided 169
Cement Hose 160
Chemical 158, 159
Crude Oil Suction 153, 154
Discharge - PVC 163, 166, 167, 170
Ducting 168
Drop Hose 147
Fire Hose 176 - 184
Garden Hose 169
Goodyear 170
Hot Air Blower 160
Hydraulic 140 - 146
Mill Hose 171 - 175
Nitril PVC 162
Nylon Recoil 111
Oil Discharge 157
Oil Return 145
Petroleum 147 - 157
Plaster, Grout & Concrete 160
Polyurethane Recoil Hose 111
Pressure Washer 140

Index

Protective Sleeve 146
Sandblast 161
Slinky Sleeves 147
Sludge Suction 165
Steam 151
Suction - PVC 163 - 165
Tank Truck 154 - 156
Textile Air 149
Tubing 168, 169
UHMW Chemical 159
Water Discharge 152
Water Suction 150, 151
Wire Air 149
HOSE BARBS
Brass 41, 102 - 105
Polypropylene 42, 101
Stainless 41, 42
Steel 42
Hose Bend Restrictors 140
Hose Cutter 90
HOSE MENDER
Brass 105
Polypropylene 44, 100
Steel 43
Hose Ramp 213
Hose Reels 203, 204
Hose Stems - Heavy Duty 47
HYDRAULIC
Adapters & Couplings 112 - 139
Hose 140 - 146
Lanyards & Safety Clips 36
Line Strainers 98, 99
Male Stems 44
Matting 213
NIPPLES
Combination 41, 42
Grooved 42
Pipe 45, 46
Polypropylene 42
Stainless 41, 42, 43
Steel 41, 42
T.O.E. 37
Weld 37
NOZZLES
Fire Fighting 189 - 191, 195, 196, 201
Fog 201
Hose Pipe 201
Polypropylene 96
Pipe Cap 35
POLYPROPYLENE
Ball Valves 93, 96
Cam and Groove 1, 2, 3, 8, 10, 94, 95
Dry-Disconnect 93
Flanges 97
Hose Barbs 101
Line Strainers 98, 99
Menders 100
Pipe Cross, Pipe Nipples 100
Pipe Fittings 97, 100
Reducer Bushings & Nipples 100
PRESSURE AND TEMP RATINGS 15, 16
Pressure Washer Couplings 110,140
Protective Sleeve 146
Pneumatic Products 108 - 111
PVC HOSE 111, 162 - 170
Recoil Hose 111
REDUCING ADAPTERS & COUPLERS 11 - 13, 35, 42, 43
RUBBER HOSE 140 - 145, 148 - 161
Safety Cable 36
Safety Chain 32, 36
SANDBLAST COUPLINGS 38, 161
Screws 38
Self-Locking Couplers 3, 4
SHANK COUPLING
Aluminum, Brass, Poly 56
Washer 56
Silicone Lubricant 61, 63
SHEET RUBBER 213 - 218
SHOP AIDS / SEALANTS 58 - 64
Joint Sealant 60
Teflon Tape 58
Silicon Adhesive 61, 63
Gasket Remover 62
Siphons 73
SKIRTBOARD 215
Spanners 199, 203
Stortz Fittings 185
STRAINERS 52, 98
Y-Type 210
STRAPPING & BUCKLES 81
TEFLON TAPE 58
Teflon Thread Sealant 58, 131, 139
THERMOMETERS 65
Thermowells 65
Thread Lockers 64
TOOLS
Clamping 78 - 80
Crimping 90
Replacement Parts 80
Tubing - PVC 168, 169
VALVES
Angle 199
Ball 206 - 208
Barrel Faucet 209
Butterfly 208
Check Valve 210
Gas 208
Gate 209
Globe 209
Molasses Gate 209
Needle 72, 73, 205
Polypropylene 93, 96
Stubby Valve 93
Swing Check 210
Vapor Recovery 21 - 30
WELD NIPPLES 37
Wyes 188, 192, 193, 199, 200